



Ministry of Economic
Development

Overview on Business Opportunity in Poland and current relations between Poland and South Africa



Ministry of Economic
Development

Poland – central location in Europe





Ministry of Economic
Development

Basic information about Poland

CIT 19%
PIT 17%, 32%
VAT 0%, 5%, 8%, 23%

**Tax
rates**



GDP (PPP) 1 145 bn USD
GDP per capita 34 218 USD

16 **No. of cities exceeding
200 000 inhabitants**



Exports 267,1 bn USD

2nd **Lowest median age
in CEE (39.6)**



Population 38,4 mn (6th in EU)



Currency

**Polish Zloty (PLN) –
exchange rates 2019**

1 EUR ~ 4,3 PLN

1 USD ~ 3,8 PLN

1 GBP ~ 4,8 PLN



No. of Poles under 25 9,9 mn

Area 312 679 sq km (6th in EU)





Ministry of Economic
Development

Poland – main economic indicators

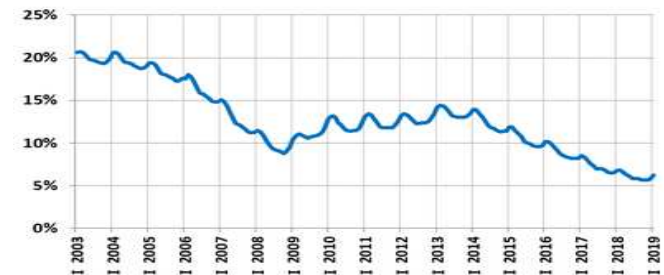
Economic growth: + 4,0% in 2019; + 5,1% in 2018
- one of the best economic performances in Europe
- 2 times faster growth than in the Eurozone

Unemployment rate: 5,2% in 2019; 5,8% in 2018

Inflation rate: 2,3% in 2019; 1,6% in 2018

Foreign direct investment in Poland: USD 228,5 bn (end of 2018)

Polish direct investment abroad: USD 24,5 bn

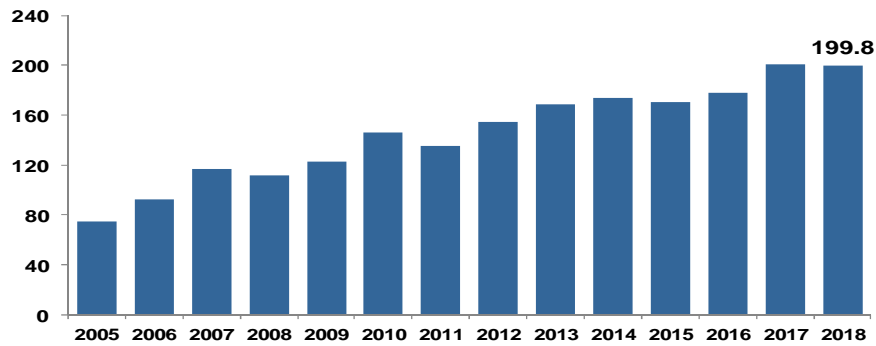




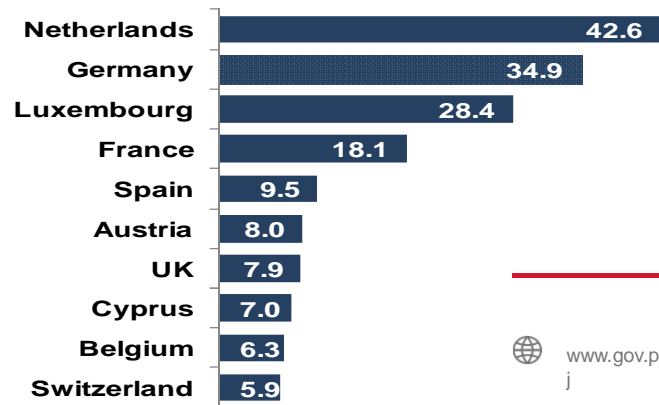
Ministry of Economic
Development

Attractive place for FDI

FDI stock in Poland (EUR bn)



Major foreign investors in Poland FDI stock in 2018 (EUR bn)



INVESTMENT OPPORTUNITIES



Automotive



Aerospace



Electronics



Business
Services Centres



R&D



IT



Domestic
appliance market



Renewable
energy



Biotechnology



Food sector



Yachting sector



www.gov.pl/rozwoj





Ministry of Economic
Development

Priority sectors in poland

- **Medical equipment sector**
- **Machinery and equipment sector**
- Beauty sector
- Polish fashion sector, including clothing, footwear, leatherware and jewellery
- **IT/ICT sector**
- Furniture sector
- **Biotechnology and pharmaceutical sector**
- **Healthcare services sector (incl. medical tourism)**
- **Polish food specialties sector/agri-food industry**
- Construction sector
- Yachts and recreational boats sector
- Vehicles and aircraft parts sector



Polish economy more resistant to virus than others?

GDP

- In Q2, the GDP **dropped by 8.2% (y/y)**.

EXPORT

- A decline in exports of goods and services in Q2 amounted to **14.3%**.

IMPORT

- decline in imports of goods and services by **17.5%**.





Ministry of Economic
Development

Poland – Africa trade relations

Africa is 23rd commercial partner of Poland (between Japan and Korea) in terms of turnover in 2019

Total turnover: **USD 6,51 bln**

➤ export – **USD 3,21 bln**

➤ Import – **USD 3,30 bln**

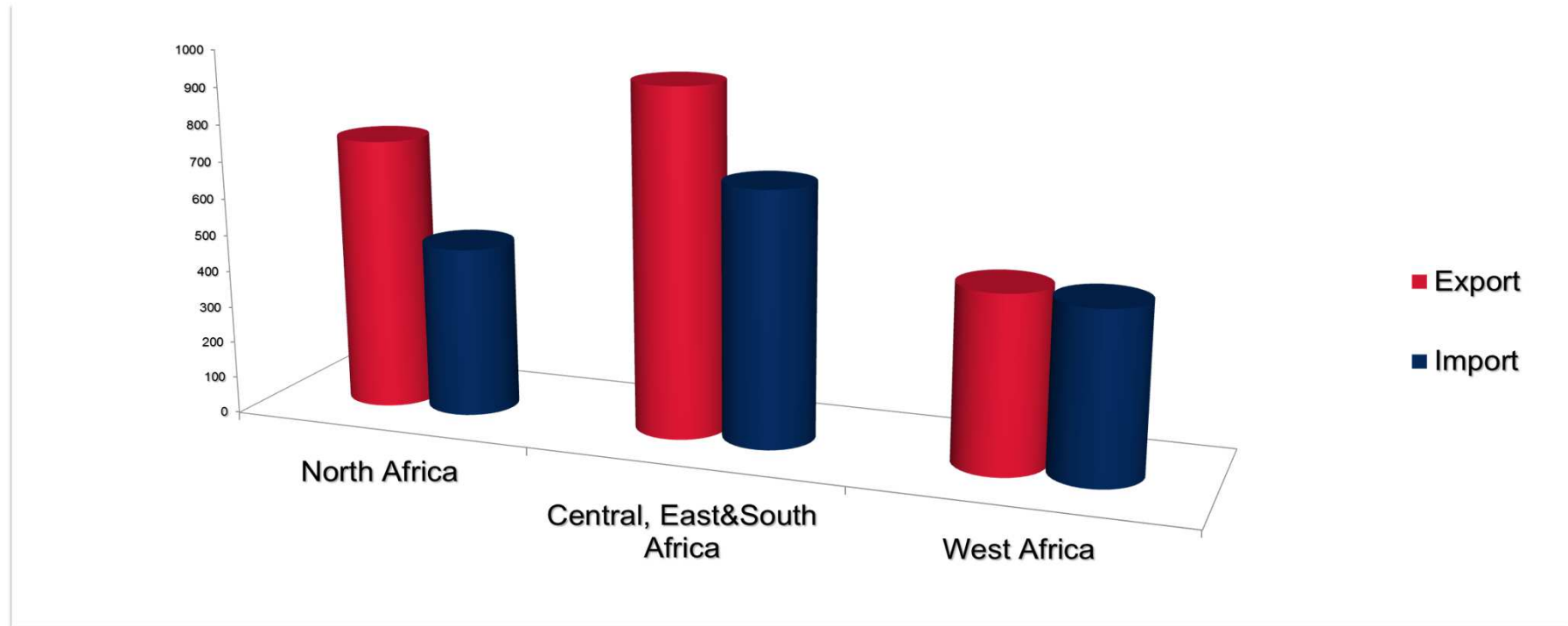
Only around 1,2% of the total Polish turnover – there is still a room for improvement





Ministry of Economic
Development

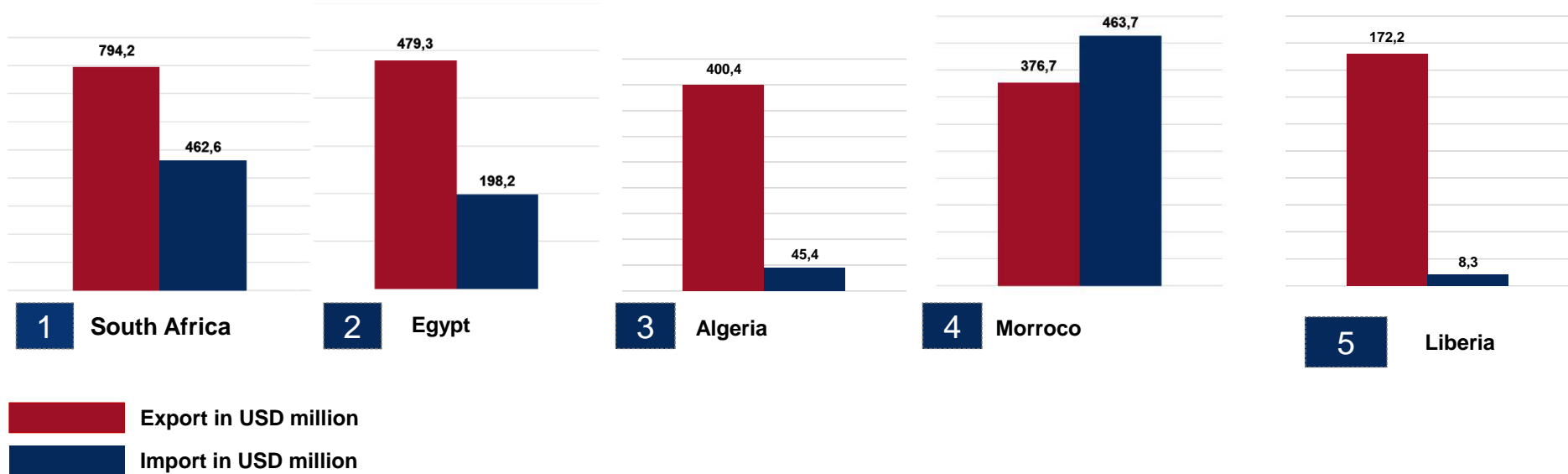
Poland – Africa trade relations 2019





Poland – Africa trade relations 2019

Poland's major commercial export partners in Africa (2019)





Poland-South Africa trade relations

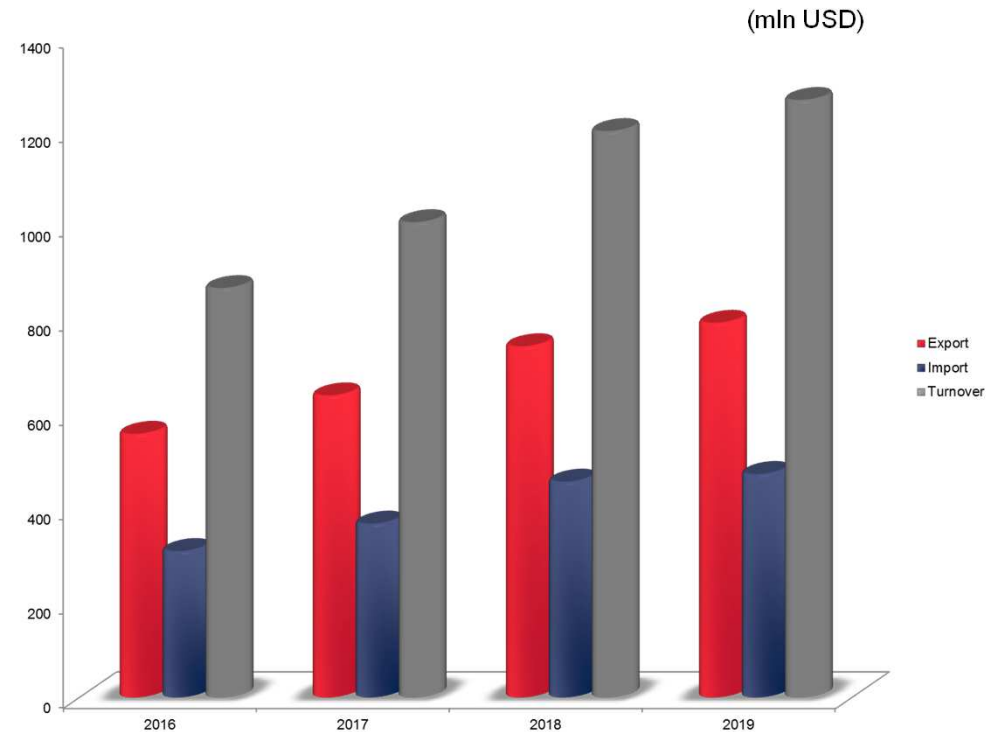
Trade turnover between Poland and South Africa in 2019 reached USD 1,27 billion and was bigger than in 2018 by 5,5%.

Polish export to South Africa reached USD 793,2 million and import from South Africa was at USD 473 million.

It gives a positive balance for Polish side.

Key sectors of Polish export: electromechanical devices, chemical products, agri-food products.

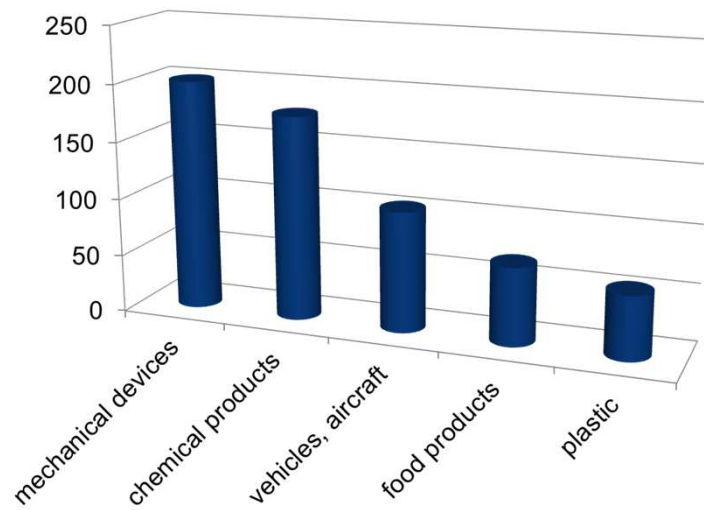
Key sectors of Polish import: electromechanical devices, mineral products





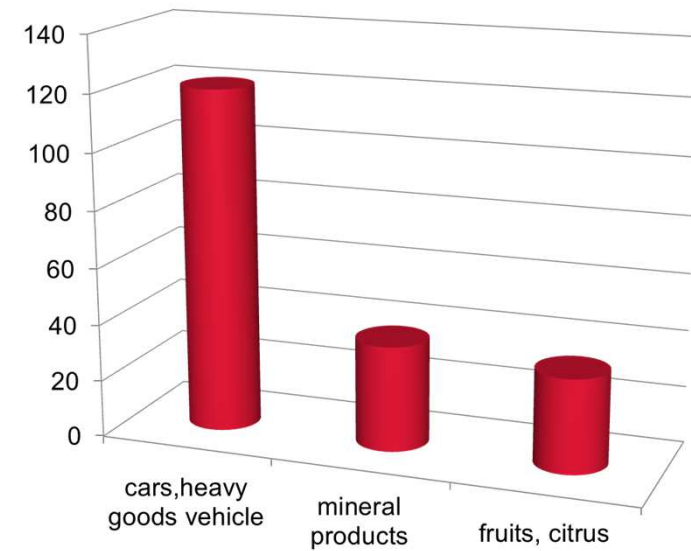
Poland – South Africa trade relations

Export 2019 – 793,5 mln USD
Top export products



■ mln USD

Import 2019 – 473,0 mln USD
Top import products



■ mln USD



Prospective sectors for cooperation

Agri-food products
Agricultural equipment



Energy infrastructure



Mining and mining
machinery





Ministry of Economic
Development

Thank you for your attention!

Ilona Pytlarska

Department for Trade and International Cooperation

e-mail: Ilona.Pytlarska@mr.gov.pl

tel.: 22 411 97 70