




Ministry of Economic Development,
Labour and Technology

Poland – Pakistan partnership

Food processing & agri-food trade





Why Poland?

Strategic location – gateway to the EU



Skilled human resources

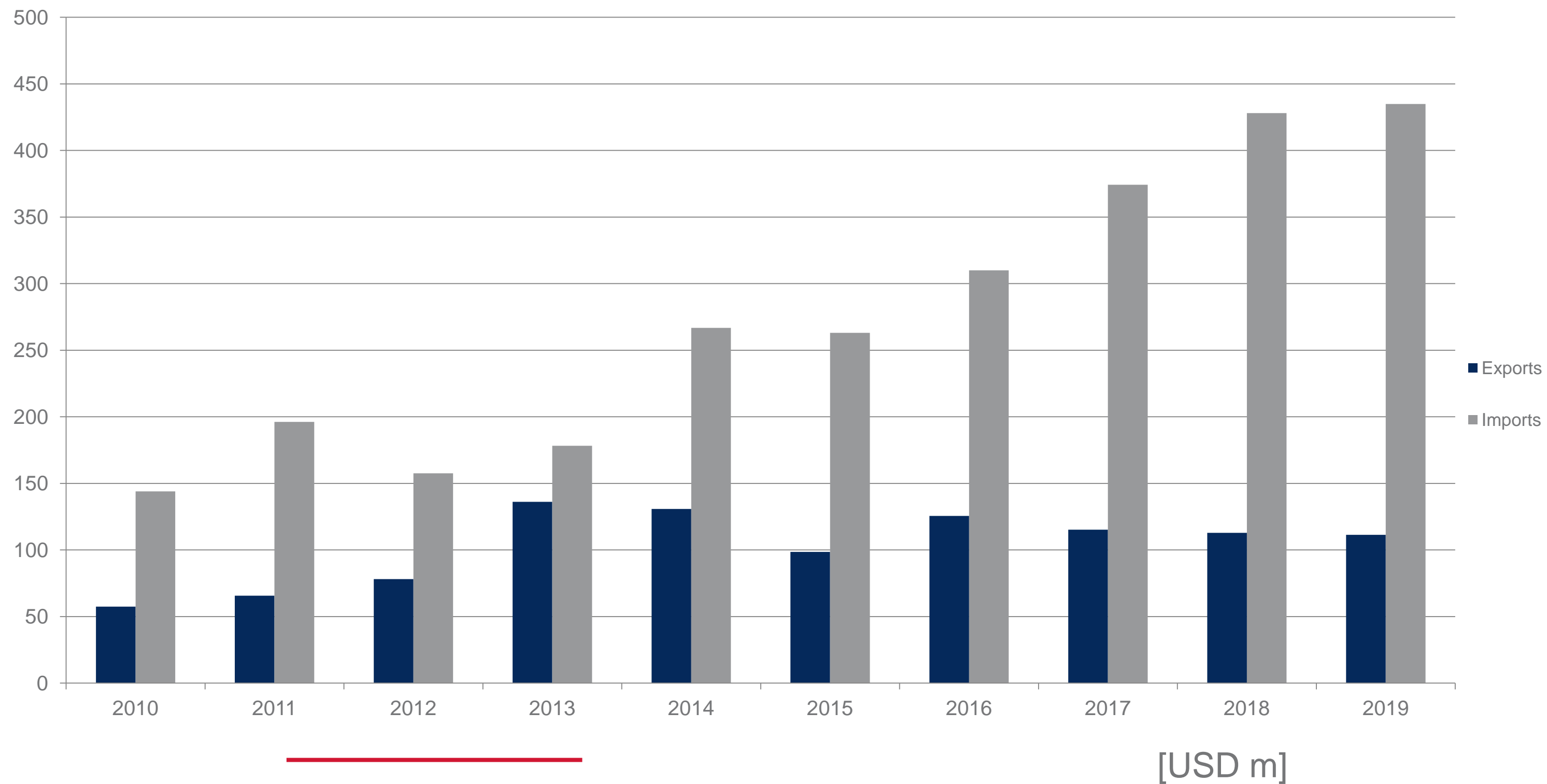
Cutting-edge, affordable technology



Economic and political stability



Bilateral trade – a steady growth



[USD m]

Source: Insigos.



Top exports & imports

Exports (CN-8)	Value in 2019 (USD m)	Share in exports (%)
Coking coal	18.4	16.6%
Steel scrap	17.2	15.4%
Vessels	12.4	11.1%

Imports (CN-8)	Value in 2019 (USD m)	Share in imports (%)
Men's cotton trousers	39.5	9.1%
Cotton bedlinen	36.4	8.4%
Toilet and kitchen linen	25.4	5.8%

Source: Insigos.





Agri-food: an untapped potential

Exports of agri-food (PL -> PK)

EUR 7.8 million in 2019

Top export drivers (CN-4)	Value (EUR m)	Volume (kt)
Whey	3.3	3.5
Malt extract	1.7	0.7
Milk & cream (concentrated)	0.9	0.5

Imports of agri-food (PK -> PL)

EUR 16.6 million in 2019

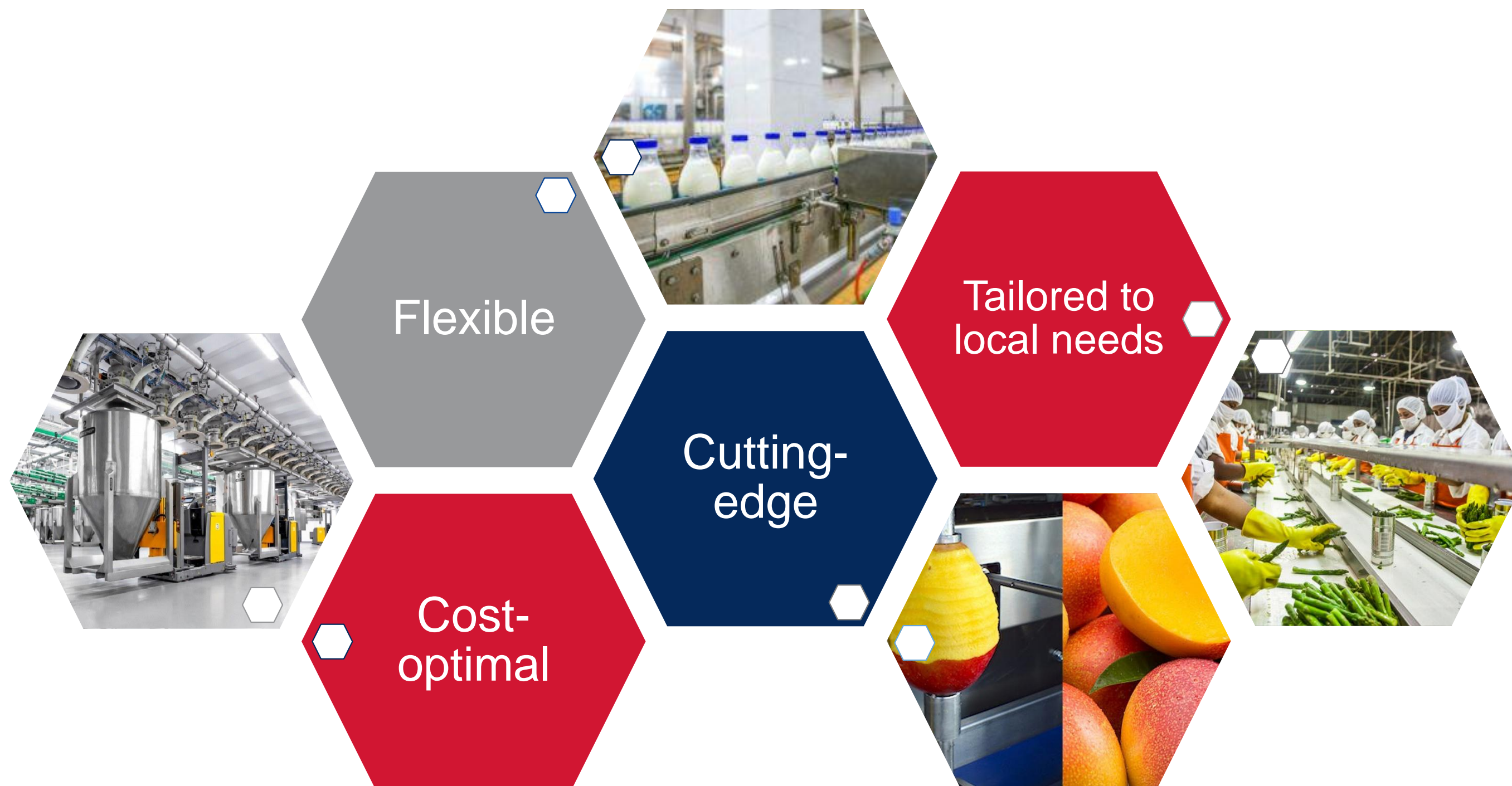
Top import drivers (CN-4)	Value (EUR m)	Volume (kt)
Rice	9.8	12.9
Guts, bladders & stomachs of animals	2.1	0.2
Other oil seeds & oleaginous fruits	1.7	1.0

Source: Poland's Ministry of Agriculture and Rural Development.



Food processing

**Win-win
joint
ventures**





Ministry of Economic Development,
Labour and Technology

Contact point

Mr. Lukasz Dajnowicz

South Asia Desk

Department for International Trade

lukasz.dajnowicz@mr.gov.pl

+48 22 411 97 20

 www.gov.pl/development

 www.twitter.com/mrpit_gov_pl

 www.facebook.com/MRPITGOVPL

 www.youtube.com/MRPIT_GOV_PL

 www.linkedin.com/company/mrpit_gov_pl

 www.instagram.com/ministerstworozwoju