



**Monthly review of the economic situation  
in industries**

**Polish Chamber of Commerce**

**31/12/2021**

---

## Table of Contents

Table of Contents	p. 2
Explanations and comments	p. 3
Comparison of employment and salary levels in selected industries	p. 4
INDUSTRY - Total	p. 6
MINING AND QUARRYING	p. 7
Mining of coal and lignite	p. 8
MANUFACTURING	p. 9
Manufacture of food products	p. 10
Manufacture of beverages	p. 11
Manufacture of tobacco products	p. 12
Manufacture of textiles	p. 13
Manufacture of wearing apparel	p. 14
Manufacture of leather and related products	p. 15
Manufacture of products of wood, cork, straw and wicker	p. 16
Manufacture of paper and paper products	p. 17
Printing and reproduction of recorded media	p. 18
Manufacture of coke and refined petroleum products	p. 19
Manufacture of chemicals and chemical products	p. 20
Manufacture of pharmaceutical products	p. 21
Manufacture of rubber and plastic products	p. 22
Manufacture of other nonmetallic mineral products	p. 23
Manufacture of basic metals	p. 24
Manufacture of metal products	p. 25
Manufacture of computer, electronic and optical products	p. 26
Manufacture of electrical equipment	p. 27
Manufacture of machinery and equipment n.e.c.	p. 28
Manufacture of motor vehicles, trailers and semitrailers	p. 29
Manufacture of other transport equipment	p. 30
Manufacture of furniture	p. 31
ELECTRICITY, GAS, STEAM AND AIR CONDITIONING SUPPLY	p. 32
WATER, SUPPLY; SEWERAGE, WASTE MANAGEMENT AND REMEDIATION ACTIVITIES	p. 33
Water collection, treatment and supply	p. 34
Waste collection, treatment and disposal activities; materials recovery	p. 35
CONSTRUCTION - Total	p. 36
Construction of buildings	p. 37
Civil engineering	p. 38
Specialised construction activities	p. 39
TRADE; REPAIR OF MOTOR VEHICLES	p. 40
Wholesale and retail trade and repair of motor vehicles	p. 40
Wholesale trade	p. 41
Retail trade	p. 41
TRANSPORTATION AND STORAGE	p. 42
Land and pipeline transport	p. 42
Warehousing and support activities for transportation	p. 43
ACCOMODATION AND CATERING	p. 43
INFORMATION AND COMMUNICATION	p. 44
REAL ESTATE ACTIVITIES	p. 44
ADMINISTRATIVE AND SUPPORT SERVICE ACTIVITIES	p. 45
ENTERPRISE SECTOR - Grand total	p. 45

---

## Explanations and comments

Analysts and commentators dealing with economic issues usually focus on data illustrating the current state and changes of the entire Polish economy. This approach is natural. Data generalization allows for easier understanding and easier formulation of projections about the future. However, it should be borne in mind that from the point of view of individual companies, the synthesis of data at the national level is not adequate due to the very different situation and specificity of the industries operating in the country.

The Polish economy is very diverse. Due to the large size and large population, numerous ideas for running a business had a chance to develop in our area. We have a particularly large abundance in this variety in industry, construction, services. This is confirmed by the information presented by official statistics. The differentiation concerns both the potential in terms of sales level, the number of employees, but also the current situation, including the rate of sales growth, the level and dynamics of wages, progress in terms of efficiency.

The intention of the Polish Chamber of Commerce is to support the work of entrepreneurs by presenting them with data on the economic potential and the current economic situation in individual industries. In the study below, the data of the Central Statistical Office have been supplemented with the estimates of the Polish Chamber of Commerce based on GUS data.

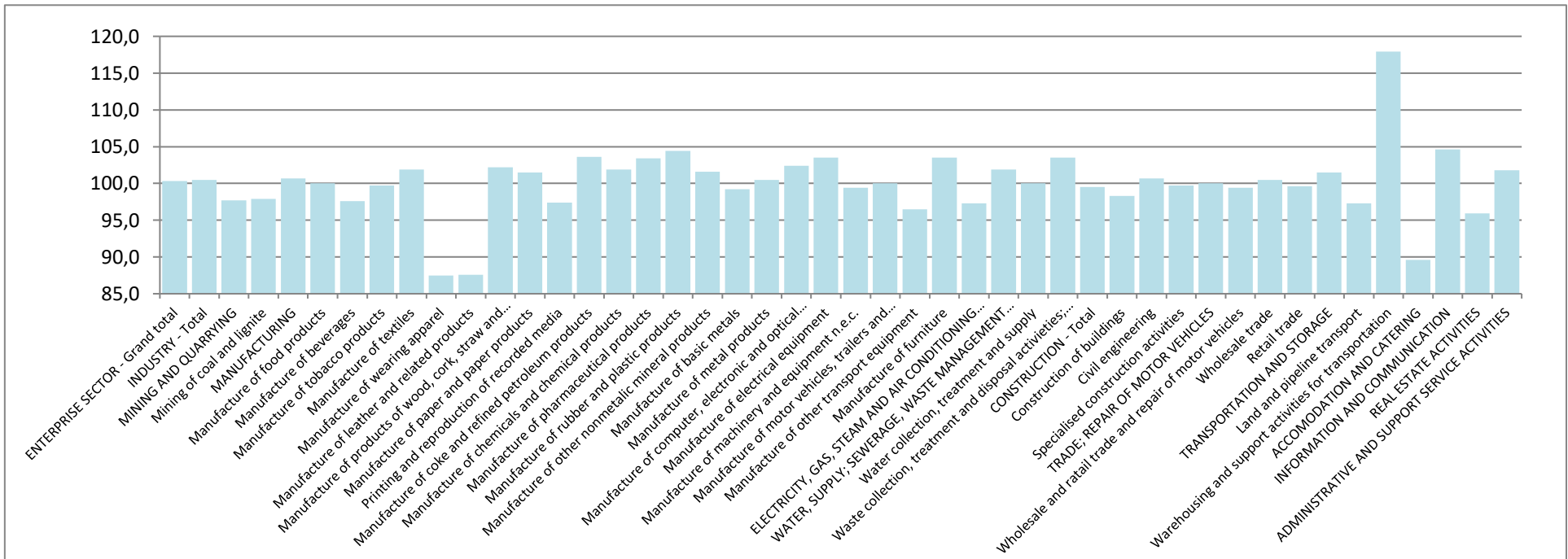
The study presents data on the enterprise sector. The widest range of data is available for industry and construction - where the following are presented: the level of sales and the current rate of its growth along with the average productivity of an employee measured by sales per one employee, the level and dynamics of employment, level and dynamics of wages, dynamics of productivity. In the case of other industries, the information concerns the level and dynamics of wages and the level and dynamics of employment.

**Comparison of employment and salary levels in selected industries**

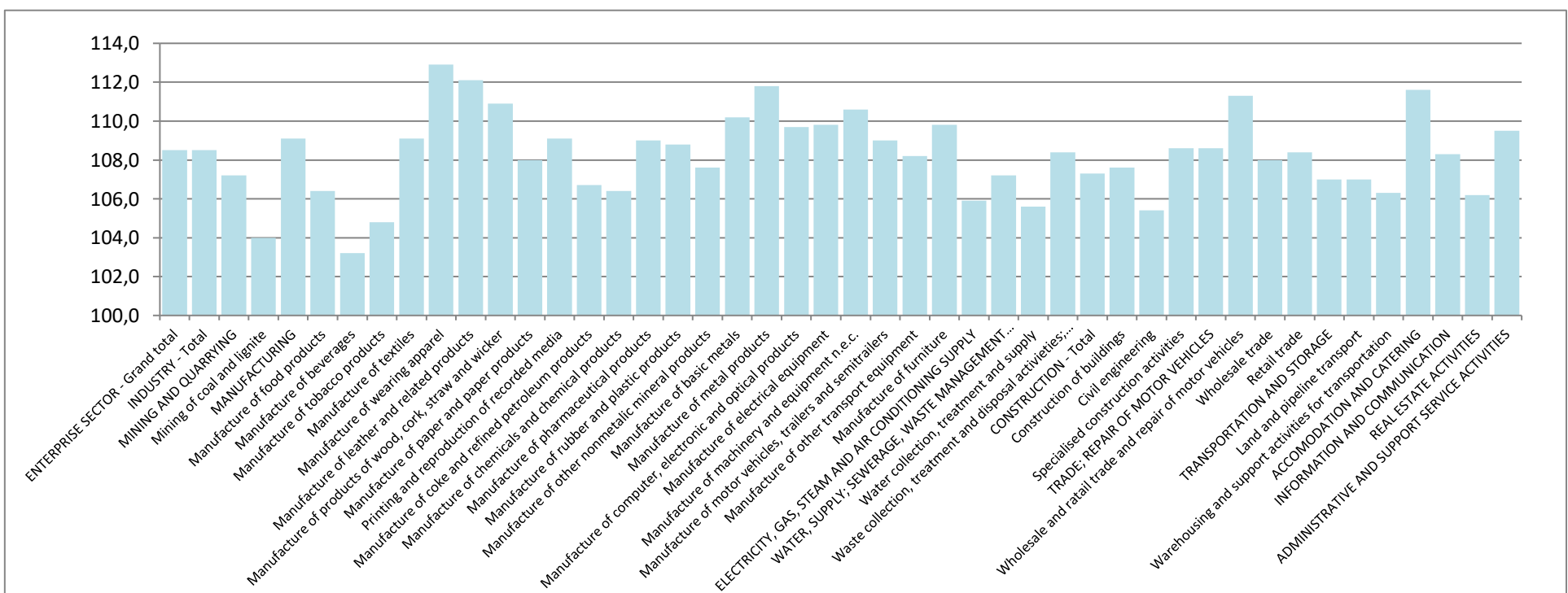
	Employment				Wages				
	2021 XI		2021 I-XI		2021 XI		2021 I-XI		Average =100
	in thous.	Corresp. = 100	in thous.	Corresp. = 100	PLN	Corresp. = 100	PLN	Corresp. = 100	
ENTERPRISE SECTOR - Grand total	6364	100,7	6337	100,3	6022	109,8	5816	108,5	100,0
INDUSTRY - Total	2728	100,6	2730	100,5	6128	108,2	5838	108,5	100,4
MINING AND QUARRYING	121	97,4	123	97,7	10437	109,5	8529	107,2	146,6
Mining of coal and lignite	71	97,2	74	97,9	9088	103,9	8470	104,0	145,6
MANUFACTURING	2360	100,8	2359	100,7	5788	108,5	5601	109,1	96,3
Manufacture of food products	380	99,7	380	100,0	5129	110,7	4914	106,4	84,5
Manufacture of beverages	21	97,9	21	97,6	7494	113,0	7151	103,2	122,9
Manufacture of tobacco products	8	96,6	8	99,7	8169	103,2	7635	104,8	131,3
Manufacture of textiles	45	101,2	46	101,9	4553	106,3	4417	109,1	75,9
Manufacture of wearing apparel	50	90,0	51	87,5	3744	110,4	3689	112,9	63,4
Manufacture of leather and related products	14	86,6	15	87,6	3906	108,7	3909	112,1	67,2
Manufacture of products of wood, cork, straw and wicker	98	101,4	98	102,2	4830	111,6	4638	110,9	79,7
Manufacture of paper and paper products	62	102,5	62	101,5	6314	108,8	6194	108,0	106,5
Printing and reproduction of recorded media	37	99,5	37	97,4	6247	109,2	6065	109,1	104,3
Manufacture of coke and refined petroleum products	15	104,0	15	103,6	9899	111,3	10116	106,7	173,9
Manufacture of chemicals and chemical products	80	100,7	80	101,9	6440	105,3	6468	106,4	111,2
Manufacture of pharmaceutical products	25	104,6	25	103,4	7993	107,6	8172	109,0	140,5
Manufacture of rubber and plastic products	215	103,2	214	104,4	5551	106,2	5483	108,8	94,3
Manufacture of other nonmetallic mineral products	124	102,1	124	101,6	6235	107,5	6012	107,6	103,4
Manufacture of basic metals	63	101,0	63	99,2	6468	108,7	6217	110,2	106,9
Manufacture of metal products	288	101,6	287	100,5	5606	111,3	5395	111,8	92,8
Manufacture of computer, electronic and optical products	57	103,1	57	102,4	6513	110,2	6224	109,7	107,0
Manufacture of electrical equipment	120	104,8	118	103,5	6326	105,0	6228	109,8	107,1
Manufacture of machinery and equipment n.e.c.	121	101,3	121	99,4	6257	106,7	5998	110,6	103,1
Manufacture of motor vehicles, trailers and semitrailers	197	99,1	200	100,0	6580	105,0	6179	109,0	106,2
Manufacture of other transport equipment	49	100,8	49	96,5	6817	109,5	6527	108,2	112,2
Manufacture of furniture	161	101,2	161	103,5	4681	106,2	4548	109,8	78,2
ELECTRICITY, GAS, STEAM AND AIR CONDITIONING SUPPLY	112	98,2	113	97,3	9470	106,1	8541	105,9	146,8
WATER, SUPPLY; SEWERAGE, WASTE MANAGEMENT AND REPAIR OF WATER SUPPLY	135	101,6	135	101,9	5472	109,1	5262	107,2	90,5
Water collection, treatment and supply	31	100,3	31	100,0	5714	108,3	5415	105,6	93,1
Waste collection, treatment and disposal activities; materials recovery and recycling	66	102,7	65	103,5	5202	108,7	5072	108,4	87,2
CONSTRUCTION - Total	419	100,0	421	99,5	6028	110,3	5772	107,3	99,2
Construction of buildings	143	99,7	143	98,3	5586	110,1	5395	107,6	92,8
Civil engineering	131	100,1	131	100,7	6574	110,3	6294	105,4	108,2
Specialised construction activities	145	100,3	147	99,7	5972	110,3	5673	108,6	97,5
TRADE; REPAIR OF MOTOR VEHICLES	1302	100,3	1292	100,0	5538	110,6	5471	108,6	94,1
Wholesale and retail trade and repair of motor vehicles	110	99,2	109	99,4	6207	111,0	6109	111,3	105,0
Wholesale trade	509	100,8	506	100,5	6760	109,6	6697	108,0	115,1
Retail trade	682	100,0	677	99,6	4518	111,4	4453	108,4	76,6
TRANSPORTATION AND STORAGE	635	101,5	631	101,5	5306	111,1	5036	107,0	86,6
Land and pipeline transport	387	97,2	384	97,3	4941	107,8	4772	107,0	82,0
Warehousing and support activities for transportation	167	119,0	165	117,9	6473	115,7	5821	106,3	100,1
ACCOMMODATION AND CATERING	118	97,8	114	89,6	4385	118,6	4194	111,6	72,1
INFORMATION AND COMMUNICATION	269	106,7	261	104,6	10103	110,3	9993	108,3	171,8
REAL ESTATE ACTIVITIES	92	97,3	91	95,9	6068	107,6	5936	106,2	102,1
ADMINISTRATIVE AND SUPPORT SERVICE ACTIVITIES	397	99,4	400	101,8	4521	110,6	4461	109,5	76,7

## Comparison of employment and salary levels in selected industries

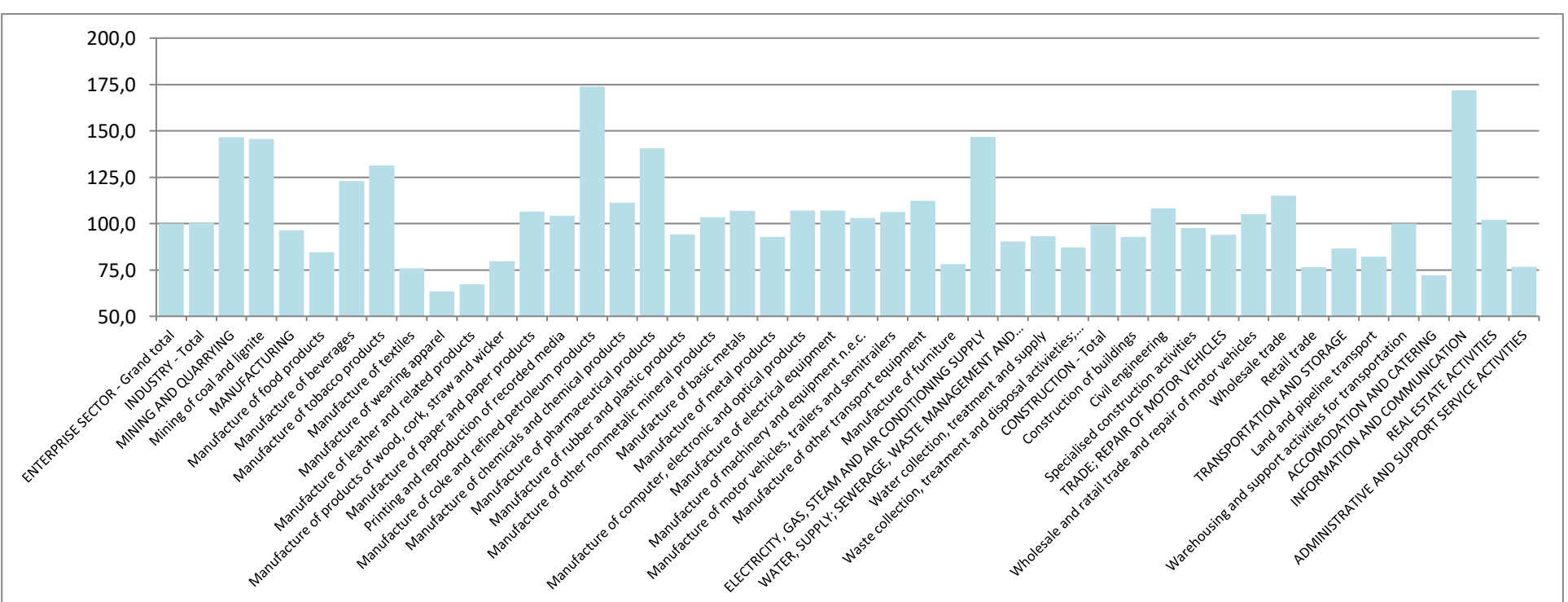
### Comparison of employment dynamics in industries in the period January - November 2021 - corresponding period = 100



### Comparison of wage dynamics in industries in the period January - November 2021 - corresponding period = 100



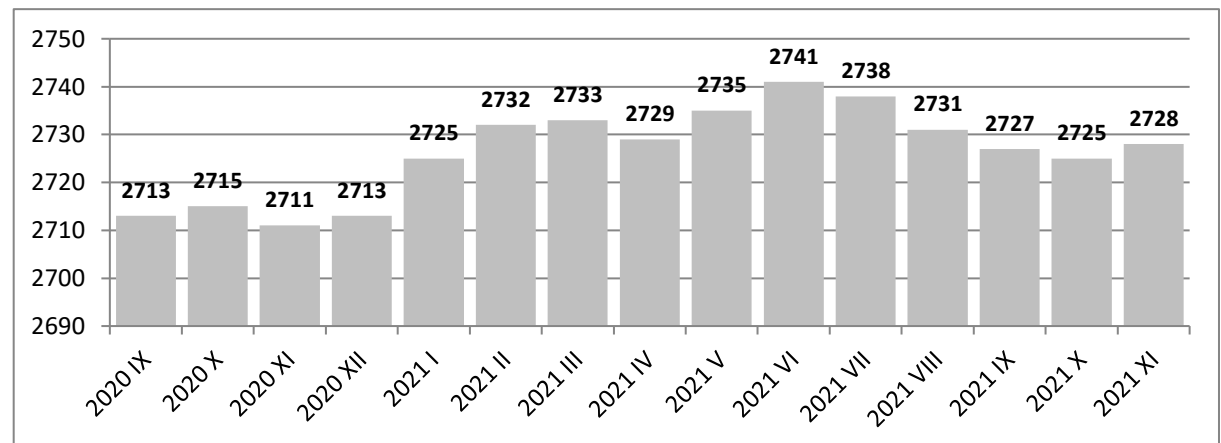
### Comparison of wages in industries in the period January - November 2021 - average for the enterprise sector = 100



## INDUSTRY - Total

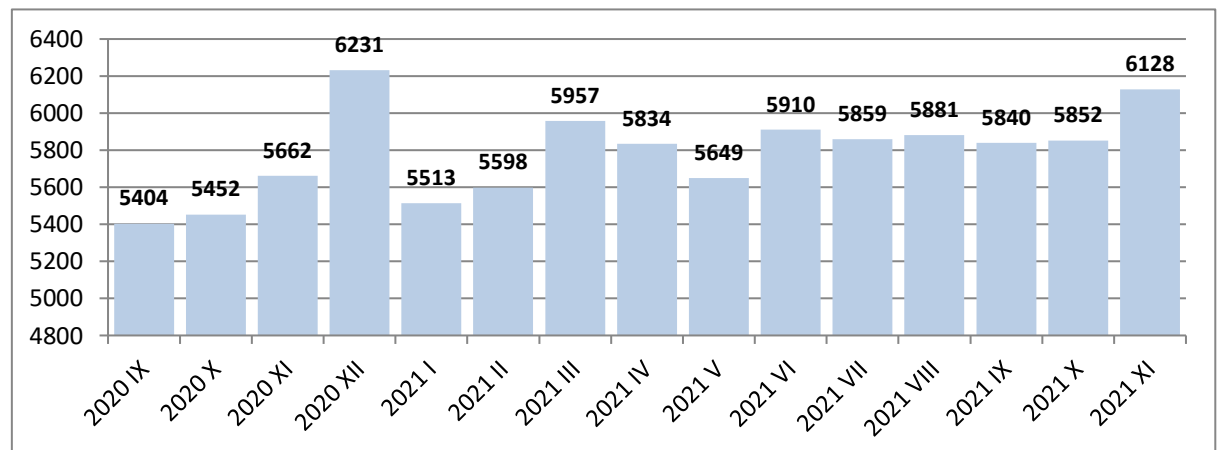
### Employment in thous.

<b>2021 XI</b>	<b>2728</b>
Previous period = 100	100,1
Corresponding period = 100	100,6
<b>2021 I - XI</b>	<b>2730</b>
Corresponding period = 100	100,5
<b>2020 I - XI</b>	<b>2717</b>
<b>2020 I - XII</b>	<b>2719</b>
Corresponding period = 100	98,1
<b>2019 I - XII</b>	<b>2771</b>



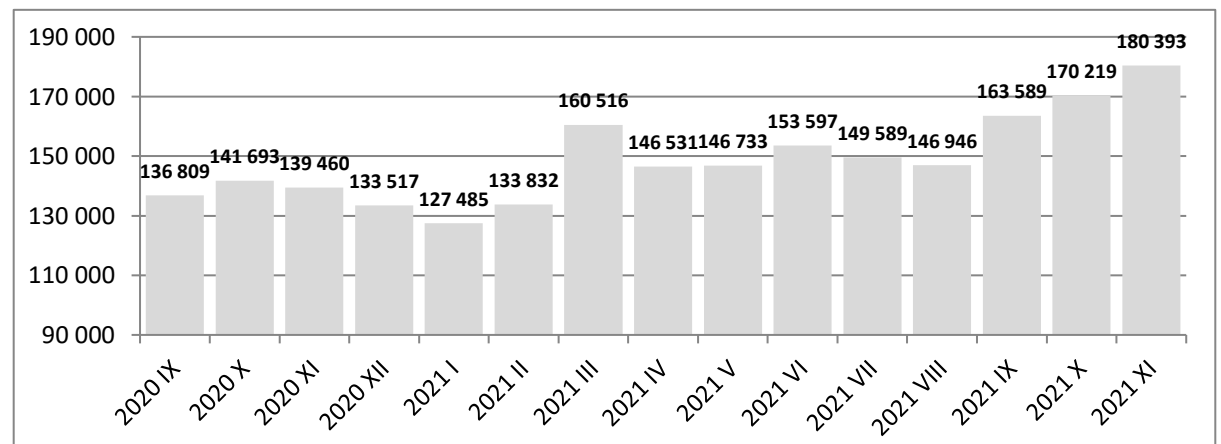
### Wages in PLN

<b>2021 XI</b>	<b>6128</b>
Previous period = 100	104,7
Corresponding period = 100	108,2
<b>2021 I - XI</b>	<b>5838</b>
Corresponding period = 100	108,5
<b>2020 I - XI</b>	<b>5379</b>
<b>2020 I - XII</b>	<b>5453</b>
Corresponding period = 100	104,5
<b>2019 I - XII</b>	<b>5218</b>



### Sales million PLN

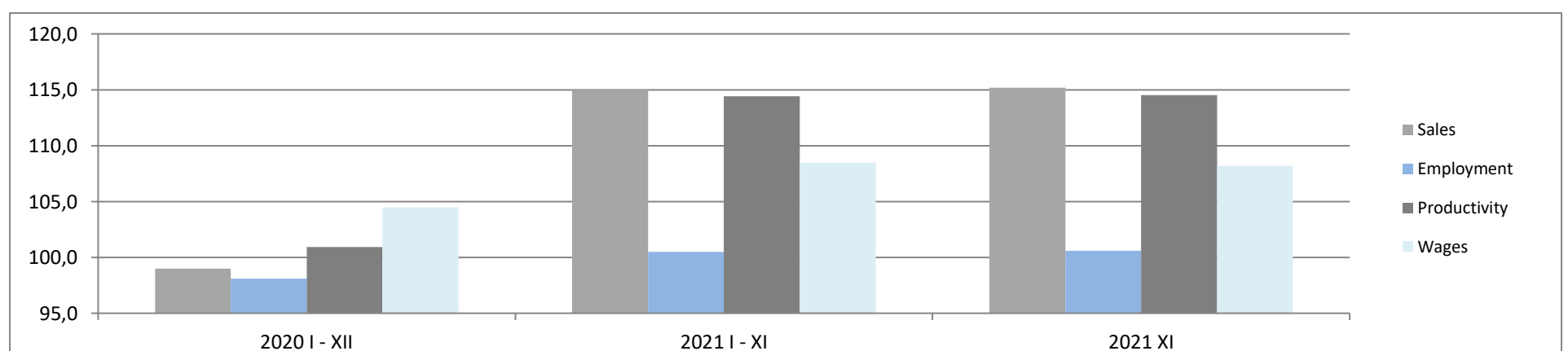
<b>2021 XI</b>	<b>180 393</b>
Previous period = 100	105,3
Corresponding period = 100	115,2
<b>2021 I - XI</b>	<b>1 692 799</b>
Corresponding period = 100	115,0
<b>2020 I - XI</b>	<b>1 374 387</b>
<b>2020 I - XII</b>	<b>1 509 371</b>
Corresponding period = 100	99,0
<b>2019 I - XII</b>	<b>1 533 710</b>



### Compare key data

		2019 I - XII	2020 I - XII	2020 I - XI	2021 I - XI	2021 XI
Sales	million PLN	1 533 710	1 509 371	1 374 387	1 692 799	180 393
Sales per employed	thous. PLN	553	555	506	620	66
Employment	in thous.	2771	2719	2717	2730	2728
Wages	in PLN	5218	5453	5379	5838	6128
			2020 I - XII	2021 I - XI	2021 XI	
Sales	Corresponding period = 100		99,0	115,0	115,2	
Employment	Corresponding period = 100		98,1	100,5	100,6	
Productivity	Corresponding period = 100		100,9	114,4	114,5	
Wages	Corresponding period = 100		104,5	108,5	108,2	

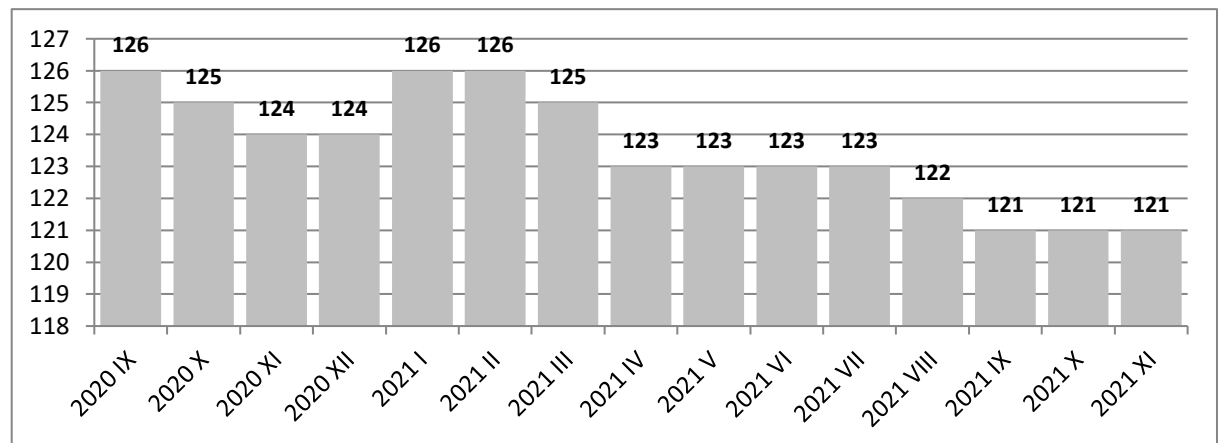
### Comparison of sales, employment, productivity and wage dynamics for selected periods (corresponding = 100)



## MINING AND QUARRYING

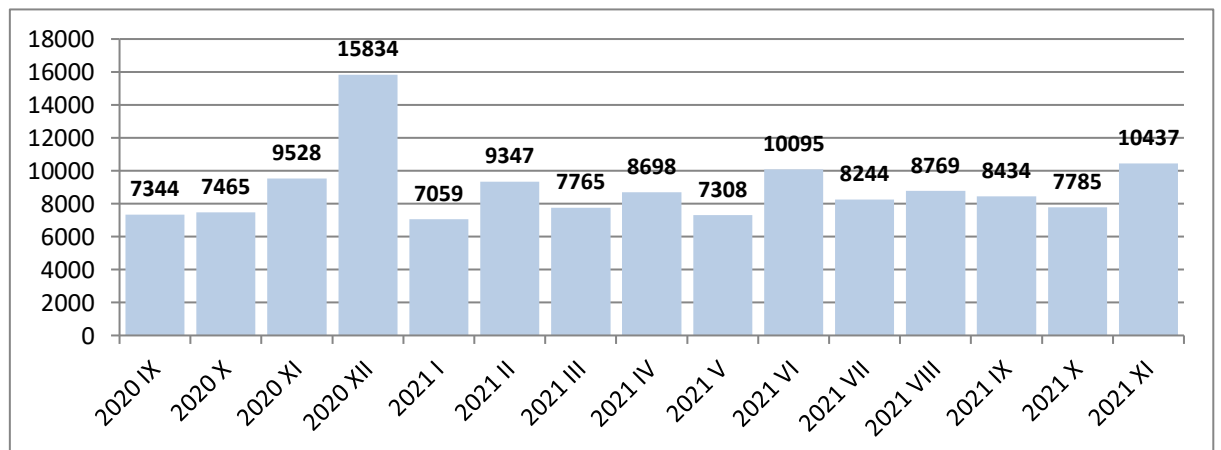
### Employment in thous.

<b>2021 XI</b>	<b>121</b>
Previous period = 100	100,0
Corresponding period = 100	97,6
<b>2021 I - XI</b>	<b>123</b>
Corresponding period = 100	97,6
<b>2020 I - XI</b>	<b>126</b>
<b>2020 I - XII</b>	<b>126</b>
Corresponding period = 100	96,9
<b>2019 I - XII</b>	<b>130</b>



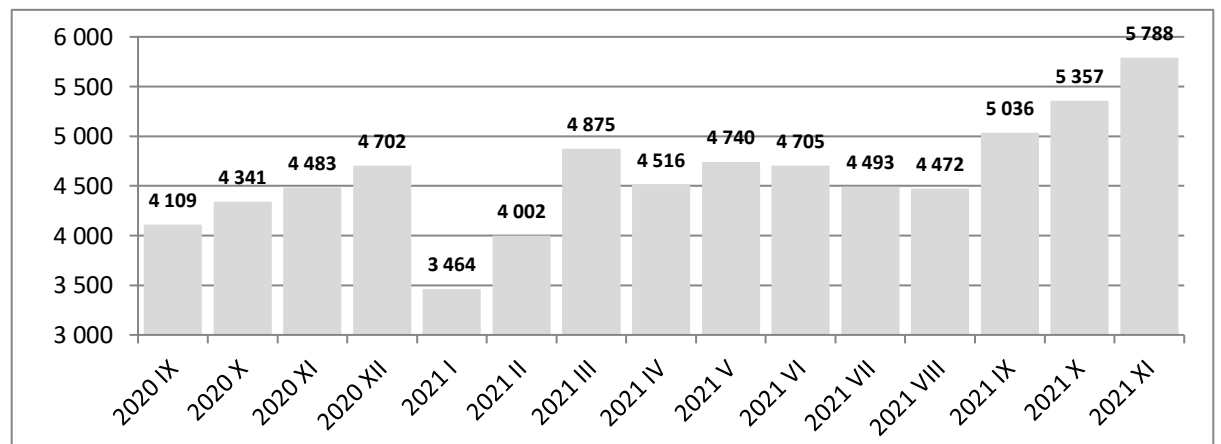
### Wages in PLN

<b>2021 XI</b>	<b>10437</b>
Previous period = 100	134,1
Corresponding period = 100	109,5
<b>2021 I - XI</b>	<b>8529</b>
Corresponding period = 100	107,2
<b>2020 I - XI</b>	<b>7958</b>
<b>2020 I - XII</b>	<b>8608</b>
Corresponding period = 100	101,8
<b>2019 I - XII</b>	<b>8456</b>



### Sales million PLN

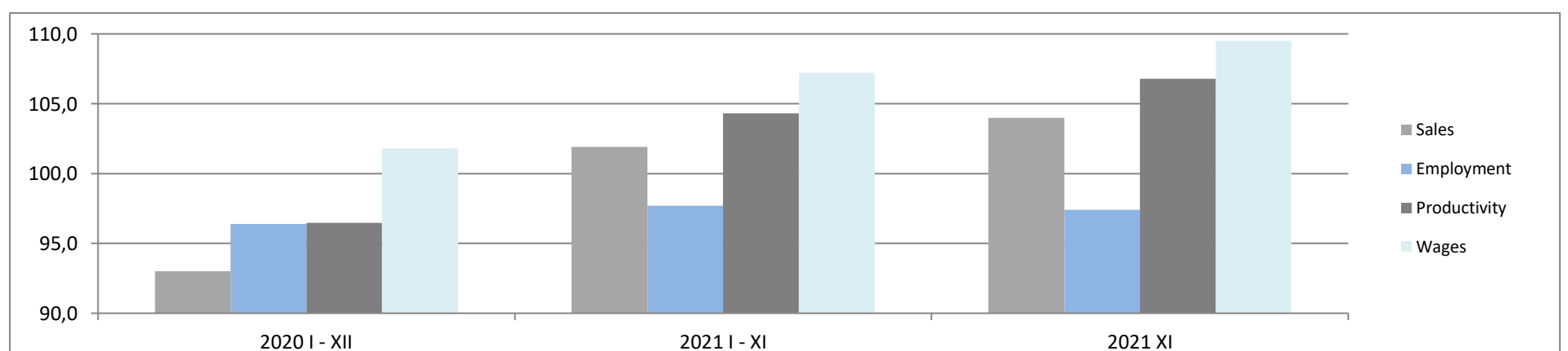
<b>2021 XI</b>	<b>5 788</b>
Previous period = 100	104,0
Corresponding period = 100	104,0
<b>2021 I - XI</b>	<b>52 184</b>
Corresponding period = 100	101,9
<b>2020 I - XI</b>	<b>43 226</b>
<b>2020 I - XII</b>	<b>47 973</b>
Corresponding period = 100	93,0
<b>2019 I - XII</b>	<b>50 879</b>



### Compare key data

		2019 I - XII	2020 I - XII	2020 I - XI	2021 I - XI	2021 XI
Sales	million PLN	50 879	47 973	43 226	52 184	5 788
Sales per employed	thous. PLN	391	381	343	424	48
Employment	in thous.	130	126	126	123	121
Wages	in PLN	8456	8608	7958	8529	10437
			2020 I - XII	2021 I - XI	2021 XI	
Sales	Corresponding period = 100		93,0	101,9	104,0	
Employment	Corresponding period = 100		96,4	97,7	97,4	
Productivity	Corresponding period = 100		96,5	104,3	106,8	
Wages	Corresponding period = 100		101,8	107,2	109,5	

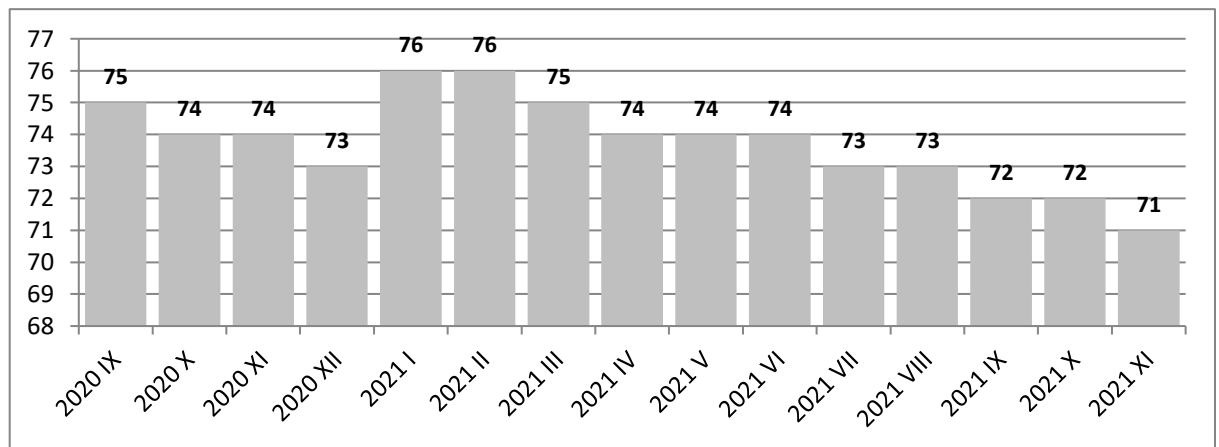
### Comparison of sales, employment, productivity and wage dynamics for selected periods (corresponding = 100)



## Mining of coal and lignite

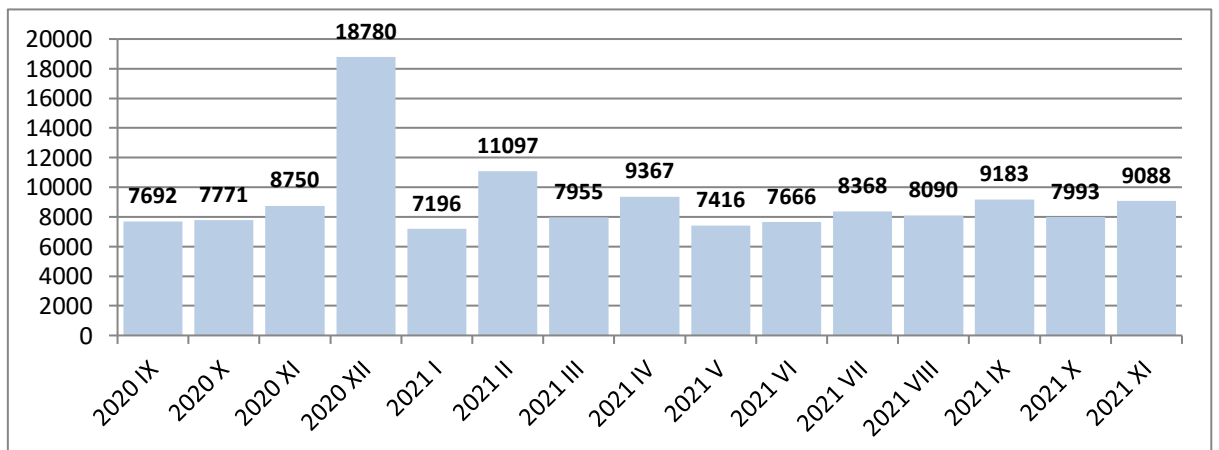
### Employment in thous.

<b>2021 XI</b>	<b>71</b>
Previous period = 100	98,6
Corresponding period = 100	95,9
<b>2021 I - XI</b>	<b>74</b>
Corresponding period = 100	98,7
<b>2020 I - XI</b>	<b>75</b>
<b>2020 I - XII</b>	<b>75</b>
Corresponding period = 100	94,9
<b>2019 I - XII</b>	<b>79</b>



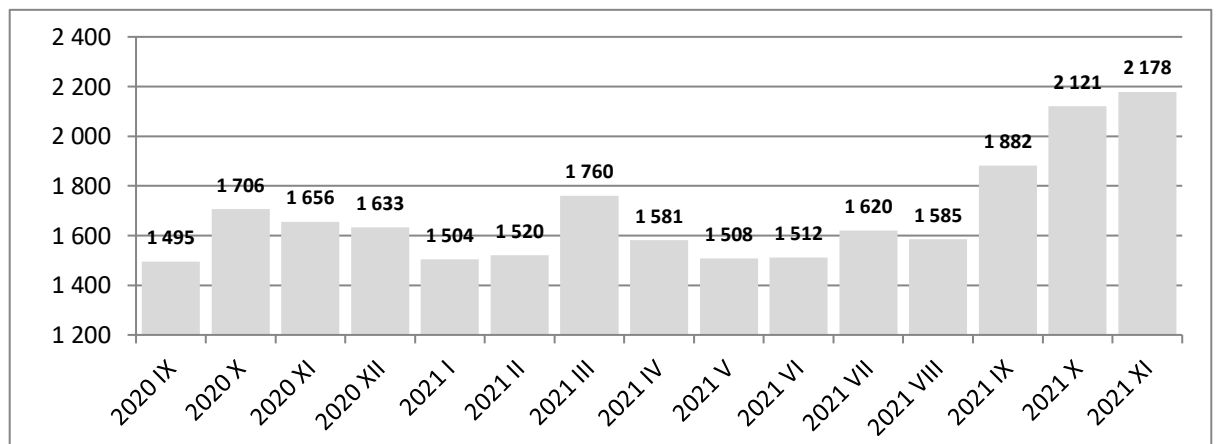
### Wages in PLN

<b>2021 XI</b>	<b>9088</b>
Previous period = 100	113,7
Corresponding period = 100	103,9
<b>2021 I - XI</b>	<b>8470</b>
Corresponding period = 100	104,0
<b>2020 I - XI</b>	<b>8146</b>
<b>2020 I - XII</b>	<b>9027</b>
Corresponding period = 100	100,5
<b>2019 I - XII</b>	<b>8983</b>



### Sales million PLN

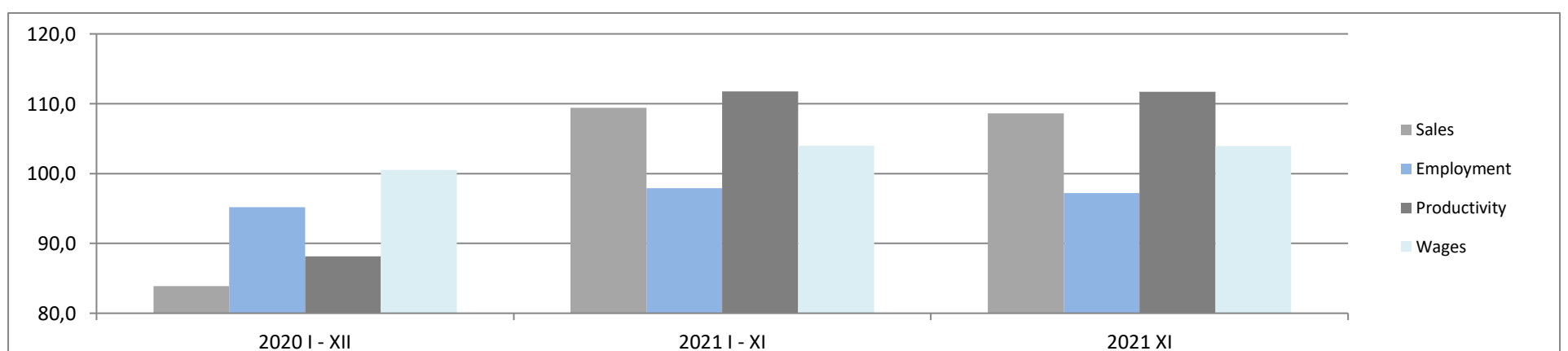
<b>2021 XI</b>	<b>2 178</b>
Previous period = 100	98,0
Corresponding period = 100	108,6
<b>2021 I - XI</b>	<b>19 108</b>
Corresponding period = 100	109,4
<b>2020 I - XI</b>	<b>16 728</b>
<b>2020 I - XII</b>	<b>18 403</b>
Corresponding period = 100	83,9
<b>2019 I - XII</b>	<b>22 571</b>



### Compare key data

		2019 I - XII	2020 I - XII	2020 I - XI	2021 I - XI	2021 XI
Sales	million PLN	22 571	18 403	16 728	19 108	2 178
Sales per employed	thous. PLN	286	245	223	258	31
Employment	in thous.	79	75	75	74	71
Wages	in PLN	8983	9027	8146	8470	9088
			2020 I - XII	2021 I - XI	2021 XI	
Sales	Corresponding period = 100		83,9	109,4	108,6	
Employment	Corresponding period = 100		95,2	97,9	97,2	
Productivity	Corresponding period = 100		88,1	111,7	111,7	
Wages	Corresponding period = 100		100,5	104,0	103,9	

### Comparison of sales, employment, productivity and wage dynamics for selected periods (corresponding = 100)

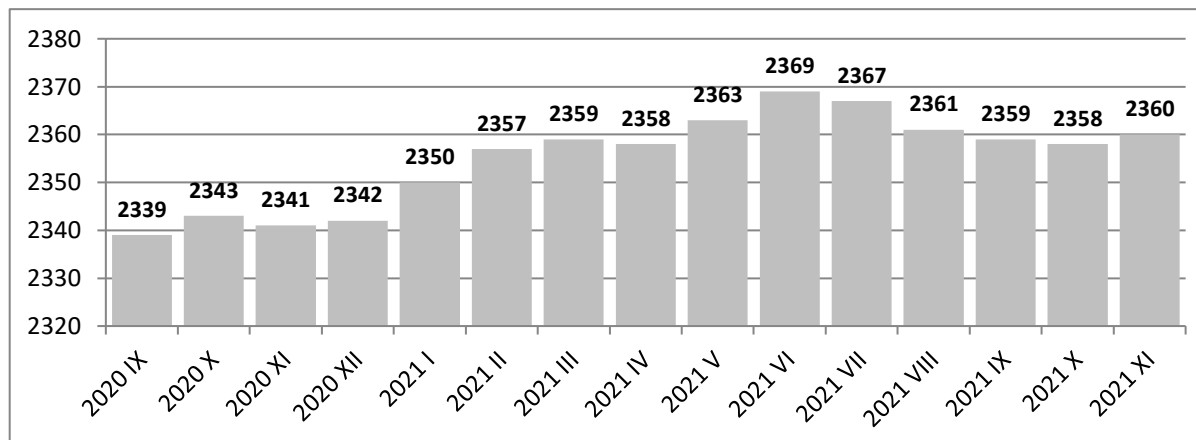




## MANUFACTURING

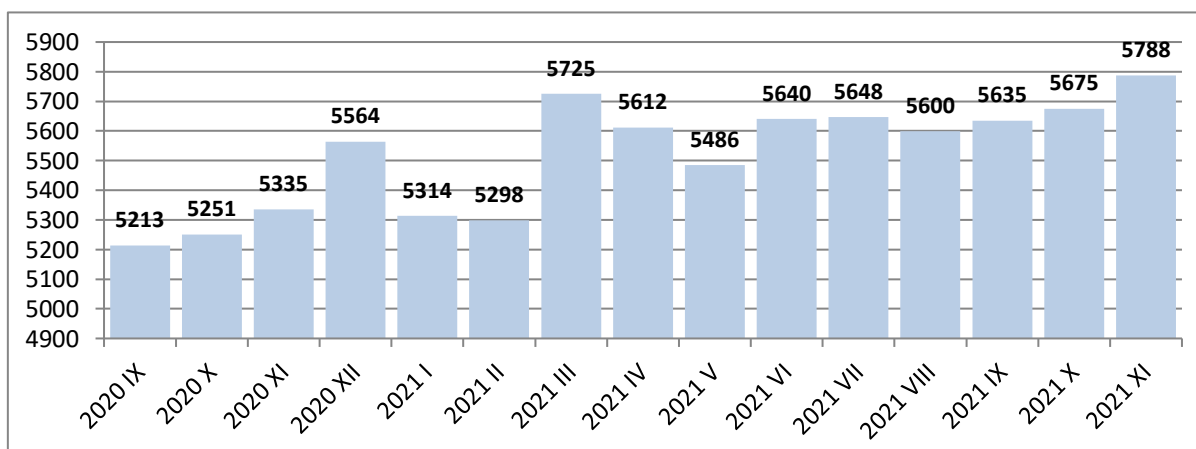
### Employment in thous.

<b>2021 XI</b>	<b>2360</b>
Previous period = 100	100,1
Corresponding period = 100	100,8
<b>2021 I - XI</b>	<b>2359</b>
Corresponding period = 100	100,7
<b>2020 I - XI</b>	<b>2343</b>
<b>2020 I - XII</b>	<b>2345</b>
Corresponding period = 100	98,0
<b>2019 I - XII</b>	<b>2394</b>



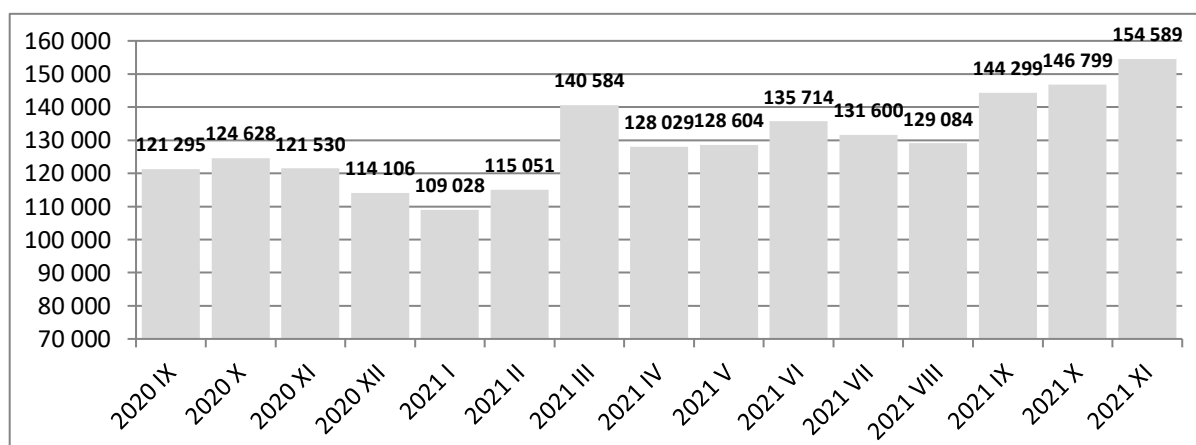
### Wages in PLN

<b>2021 XI</b>	<b>5788</b>
Previous period = 100	102,0
Corresponding period = 100	108,5
<b>2021 I - XI</b>	<b>5601</b>
Corresponding period = 100	109,1
<b>2020 I - XI</b>	<b>5134</b>
<b>2020 I - XII</b>	<b>5173</b>
Corresponding period = 100	104,7
<b>2019 I - XII</b>	<b>4940</b>



### Sales million PLN

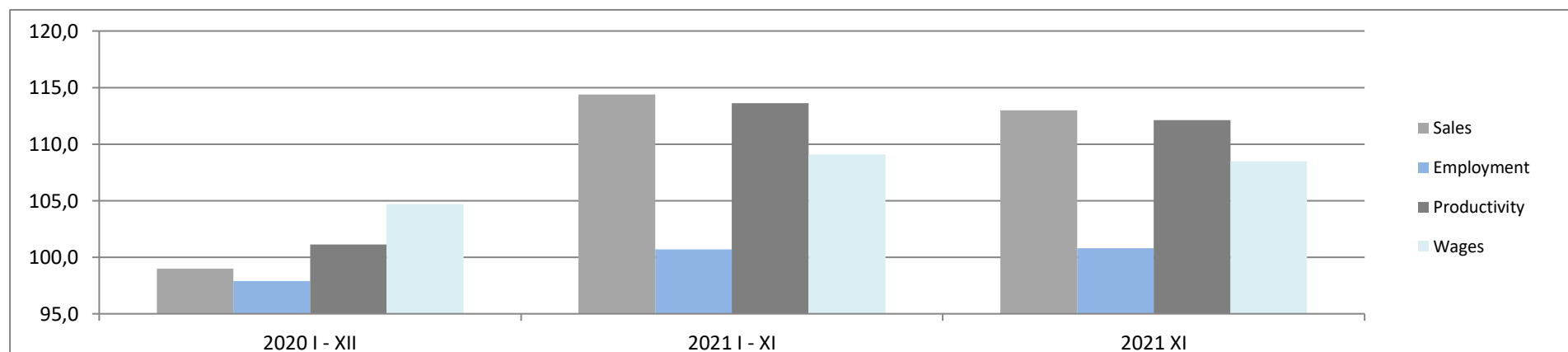
<b>2021 XI</b>	<b>154 589</b>
Previous period = 100	104,7
Corresponding period = 100	113,0
<b>2021 I - XI</b>	<b>1 466 306</b>
Corresponding period = 100	114,4
<b>2020 I - XI</b>	<b>1 195 656</b>
<b>2020 I - XII</b>	<b>1 310 266</b>
Corresponding period = 100	99,0
<b>2019 I - XII</b>	<b>1 337 663</b>



### Compare key data

		2019 I - XII	2020 I - XII	2020 I - XI	2021 I - XI	2021 XI
Sales	million PLN	1 337 663	1 310 266	1 195 656	1 466 306	154 589
Sales per employed	thous. PLN	559	559	510	622	66
Employment	in thous.	2394	2345	2343	2359	2360
Wages	in PLN	4940	5173	5134	5601	5788
			2020 I - XII	2021 I - XI	2021 XI	
Sales	Corresponding period = 100		99,0	114,4	113,0	
Employment	Corresponding period = 100		97,9	100,7	100,8	
Productivity	Corresponding period = 100		101,1	113,6	112,1	
Wages	Corresponding period = 100		104,7	109,1	108,5	

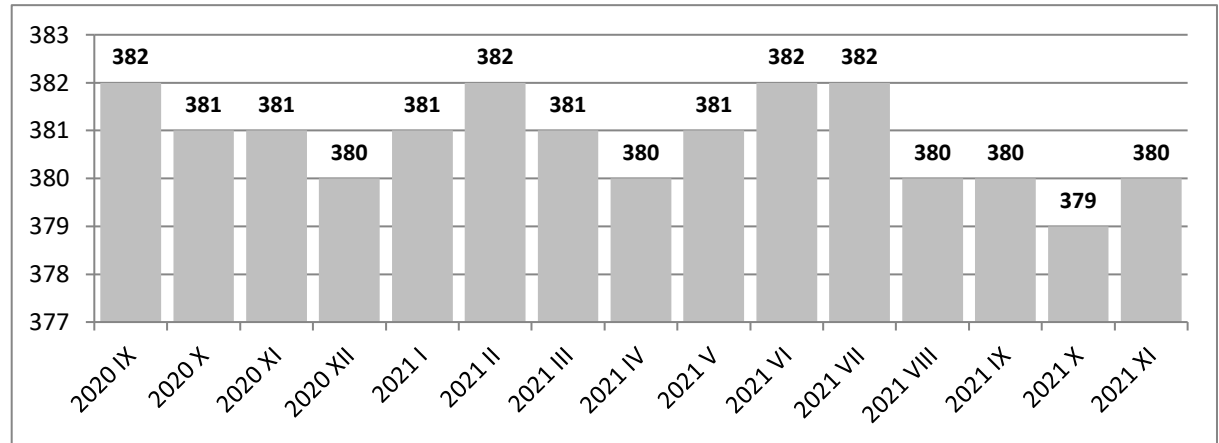
### Comparison of sales, employment, productivity and wage dynamics for selected periods (corresponding = 100)



## Manufacture of food products

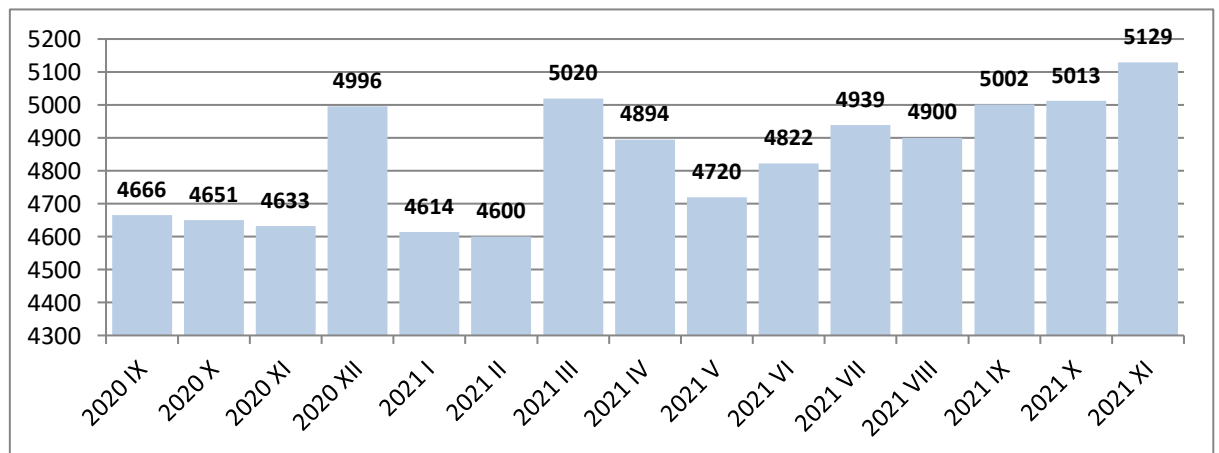
### Employment in thous.

<b>2021 XI</b>	<b>380</b>
Previous period = 100	100,3
Corresponding period = 100	99,7
<b>2021 I - XI</b>	<b>380</b>
Corresponding period = 100	100,0
<b>2020 I - XI</b>	<b>380</b>
<b>2020 I - XII</b>	<b>380</b>
Corresponding period = 100	99,0
<b>2019 I - XII</b>	<b>384</b>



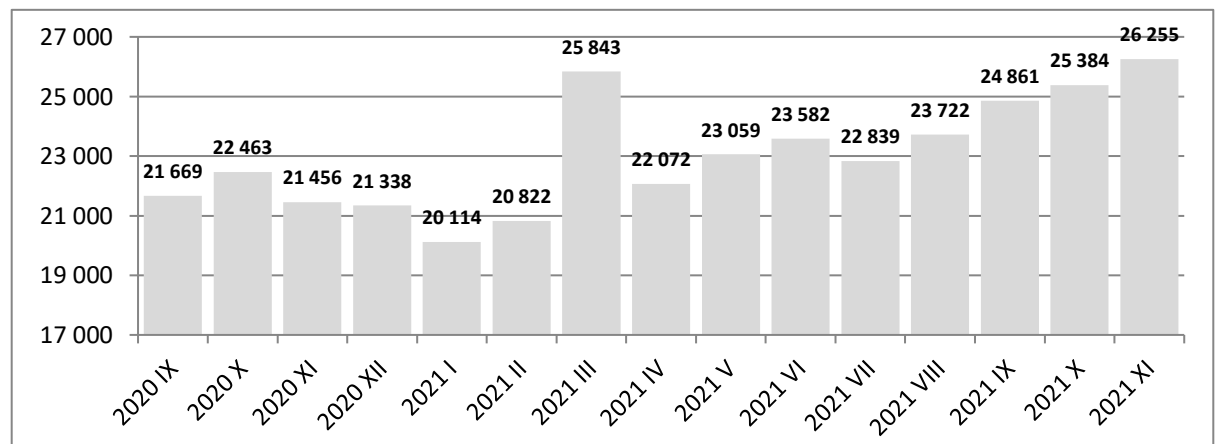
### Wages in PLN

<b>2021 XI</b>	<b>5129</b>
Previous period = 100	102,3
Corresponding period = 100	110,7
<b>2021 I - XI</b>	<b>4914</b>
Corresponding period = 100	106,4
<b>2020 I - XI</b>	<b>4620</b>
<b>2020 I - XII</b>	<b>4658</b>
Corresponding period = 100	106,1
<b>2019 I - XII</b>	<b>4391</b>



### Sales million PLN

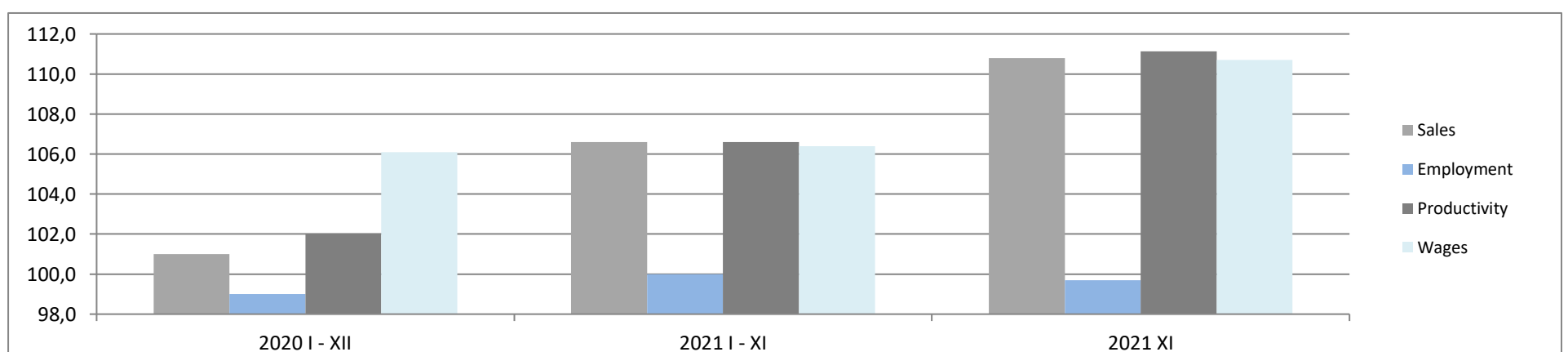
<b>2021 XI</b>	<b>26 255</b>
Previous period = 100	101,6
Corresponding period = 100	110,8
<b>2021 I - XI</b>	<b>256 987</b>
Corresponding period = 100	106,6
<b>2020 I - XI</b>	<b>231 142</b>
<b>2020 I - XII</b>	<b>252 167</b>
Corresponding period = 100	101,0
<b>2019 I - XII</b>	<b>245 313</b>



### Compare key data

		<b>2019 I - XII</b>	<b>2020 I - XII</b>	<b>2020 I - XI</b>	<b>2021 I - XI</b>	<b>2021 XI</b>
Sales	million PLN	245 313	252 167	231 142	256 987	26 255
Sales per employed	thous. PLN	639	664	608	676	69
Employment	in thous.	384	380	380	380	380
Wages	in PLN	4391	4658	4620	4914	5129
			<b>2020 I - XII</b>	<b>2021 I - XI</b>	<b>2021 XI</b>	
Sales	Corresponding period = 100		101,0	106,6	110,8	
Employment	Corresponding period = 100		99,0	100,0	99,7	
Productivity	Corresponding period = 100		102,0	106,6	111,1	
Wages	Corresponding period = 100		106,1	106,4	110,7	

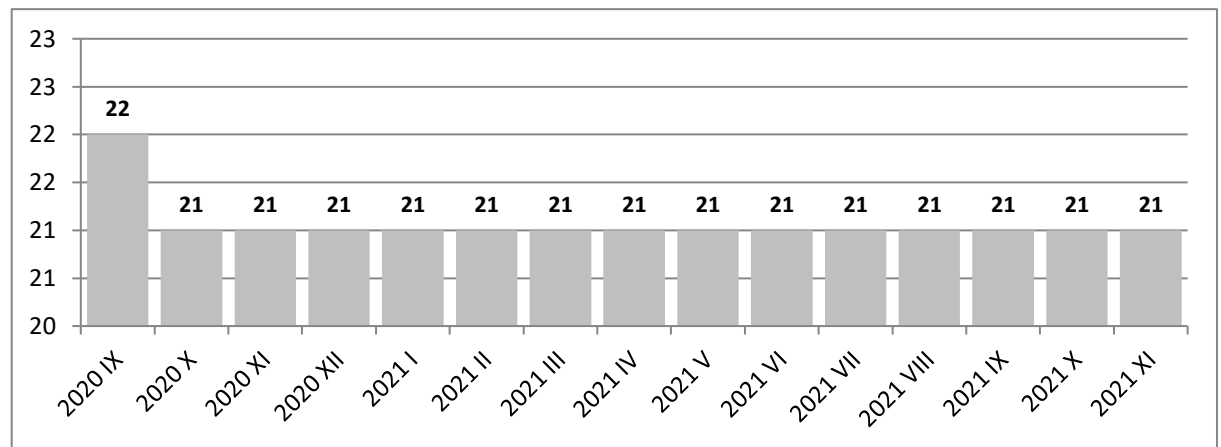
### Comparison of sales, employment, productivity and wage dynamics for selected periods (corresponding = 100)



## Manufacture of beverages

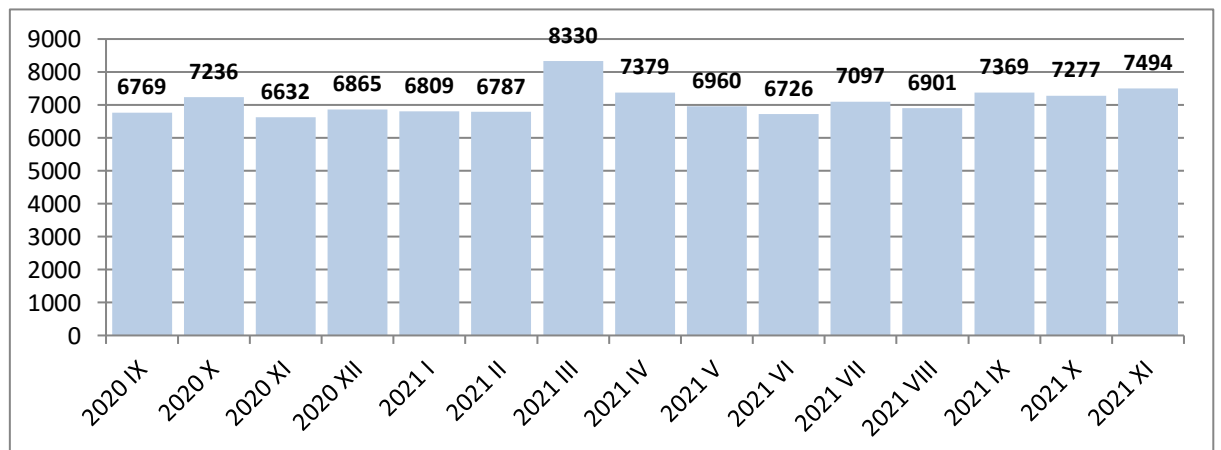
### Employment in thous.

<b>2021 XI</b>	<b>21</b>
Previous period = 100	100,0
Corresponding period = 100	100,0
<b>2021 I - XI</b>	<b>21</b>
Corresponding period = 100	95,5
<b>2020 I - XI</b>	<b>22</b>
<b>2020 I - XII</b>	<b>22</b>
Corresponding period = 100	100,0
<b>2019 I - XII</b>	<b>22</b>



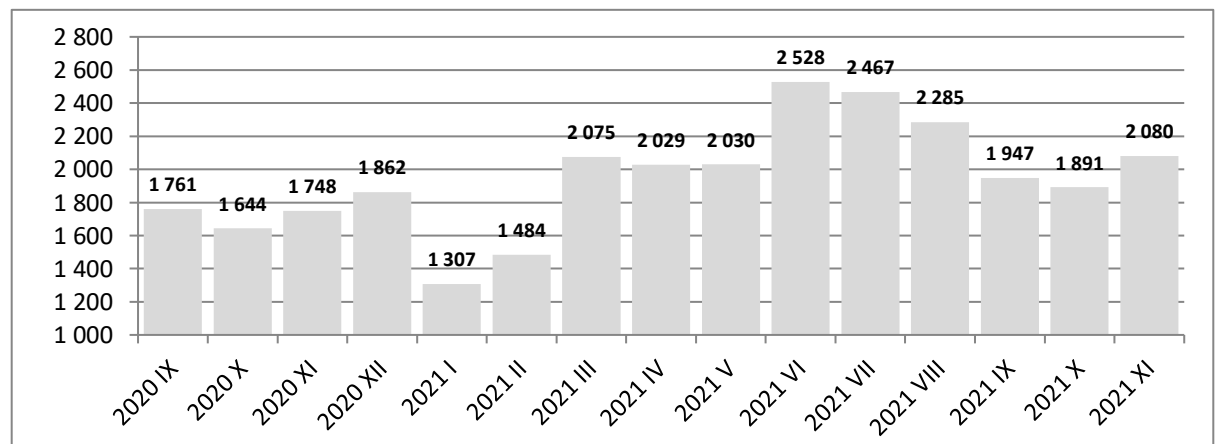
### Wages in PLN

<b>2021 XI</b>	<b>7494</b>
Previous period = 100	103,0
Corresponding period = 100	113,0
<b>2021 I - XI</b>	<b>7151</b>
Corresponding period = 100	103,2
<b>2020 I - XI</b>	<b>6932</b>
<b>2020 I - XII</b>	<b>6951</b>
Corresponding period = 100	104,2
<b>2019 I - XII</b>	<b>6673</b>



### Sales million PLN

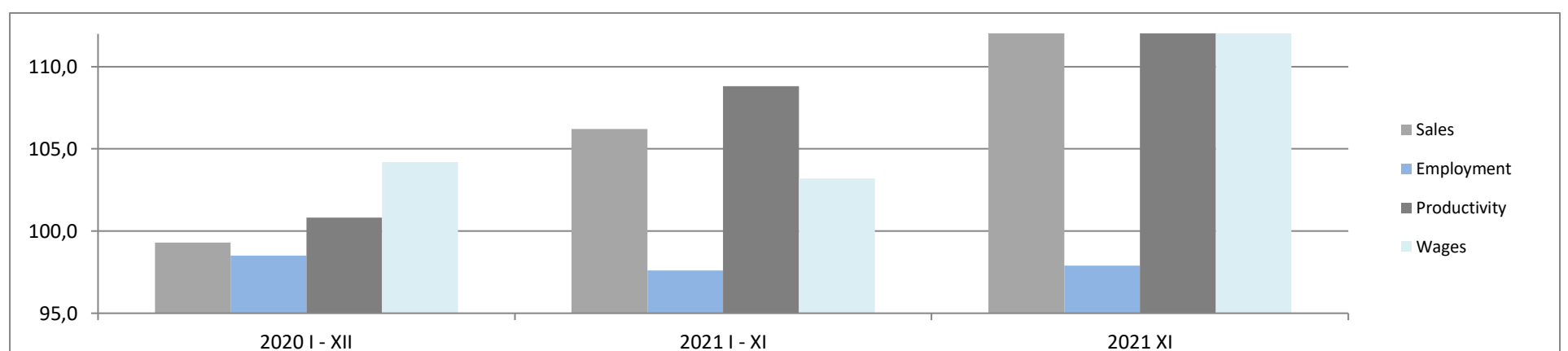
<b>2021 XI</b>	<b>2 080</b>
Previous period = 100	109,4
Corresponding period = 100	114,5
<b>2021 I - XI</b>	<b>21 829</b>
Corresponding period = 100	106,2
<b>2020 I - XI</b>	<b>20 207</b>
<b>2020 I - XII</b>	<b>22 042</b>
Corresponding period = 100	99,3
<b>2019 I - XII</b>	<b>22 243</b>



### Compare key data

		<b>2019 I - XII</b>	<b>2020 I - XII</b>	<b>2020 I - XI</b>	<b>2021 I - XI</b>	<b>2021 XI</b>
Sales	million PLN	22 243	22 042	20 207	21 829	2 080
Sales per employed	thous. PLN	1011	1002	919	1039	99
Employment	in thous.	22	22	22	21	21
Wages	in PLN	6673	6951	6932	7151	7494
			<b>2020 I - XII</b>	<b>2021 I - XI</b>	<b>2021 XI</b>	
Sales	Corresponding period = 100		99,3	106,2	114,5	
Employment	Corresponding period = 100		98,5	97,6	97,9	
Productivity	Corresponding period = 100		100,8	108,8	117,0	
Wages	Corresponding period = 100		104,2	103,2	113,0	

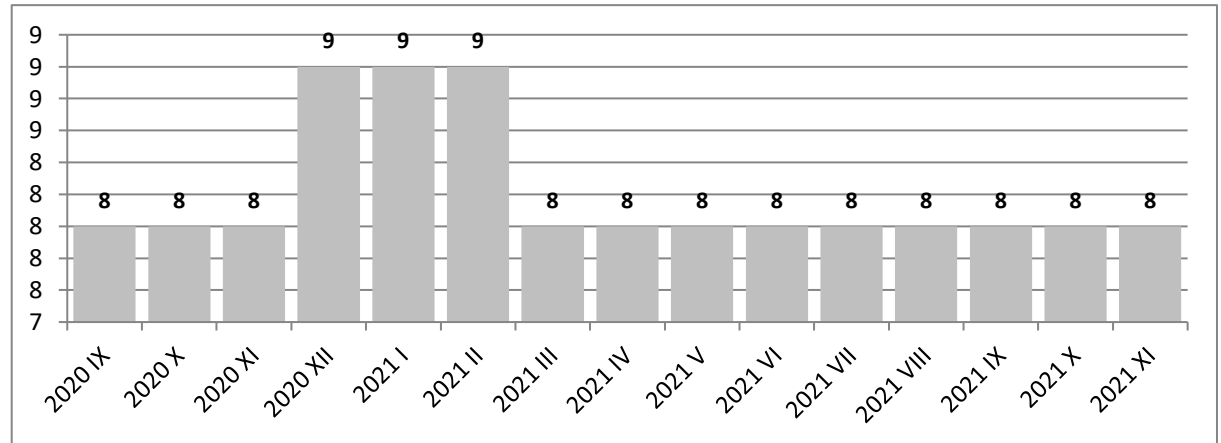
### Comparison of sales, employment, productivity and wage dynamics for selected periods (corresponding = 100)



## Manufacture of tobacco products

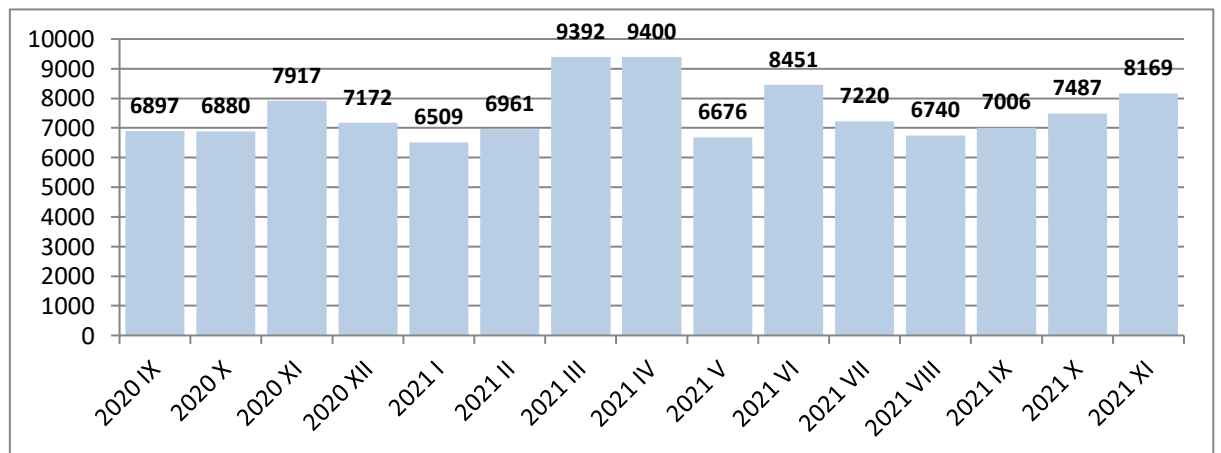
### Employment in thous.

<b>2021 XI</b>	<b>8</b>
Previous period = 100	100,0
Corresponding period = 100	100,0
<b>2021 I - XI</b>	<b>8</b>
Corresponding period = 100	100,0
<b>2020 I - XI</b>	<b>8</b>
<b>2020 I - XII</b>	<b>8</b>
Corresponding period = 100	100,0
<b>2019 I - XII</b>	<b>8</b>



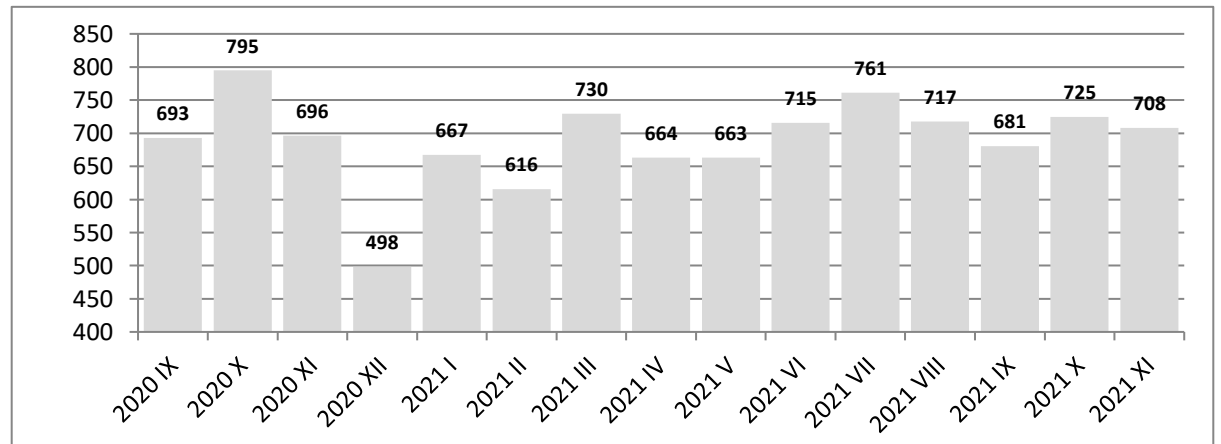
### Wages in PLN

<b>2021 XI</b>	<b>8169</b>
Previous period = 100	109,1
Corresponding period = 100	103,2
<b>2021 I - XI</b>	<b>7635</b>
Corresponding period = 100	104,8
<b>2020 I - XI</b>	<b>7287</b>
<b>2020 I - XII</b>	<b>7279</b>
Corresponding period = 100	105,8
<b>2019 I - XII</b>	<b>6878</b>



### Sales million PLN

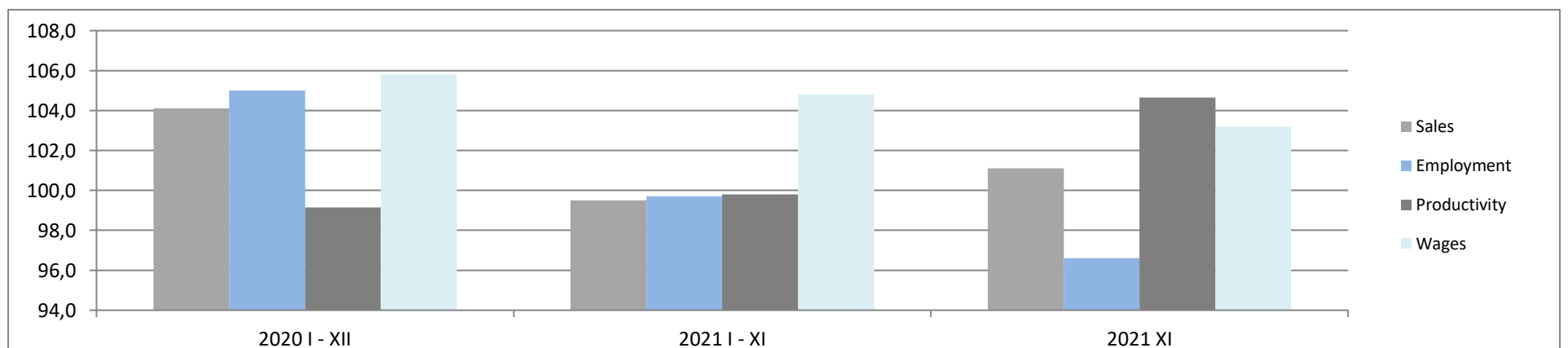
<b>2021 XI</b>	<b>708</b>
Previous period = 100	96,8
Corresponding period = 100	101,1
<b>2021 I - XI</b>	<b>7 735</b>
Corresponding period = 100	99,5
<b>2020 I - XI</b>	<b>7 820</b>
<b>2020 I - XII</b>	<b>8 319</b>
Corresponding period = 100	104,1
<b>2019 I - XII</b>	<b>7 633</b>



### Compare key data

		2019 I - XII	2020 I - XII	2020 I - XI	2021 I - XI	2021 XI
Sales	million PLN	7 633	8 319	7 820	7 735	708
Sales per employed	thous. PLN	954	1040	978	967	89
Employment	in thous.	8	8	8	8	8
Wages	in PLN	6878	7279	7287	7635	8169
			2020 I - XII	2021 I - XI	2021 XI	
Sales	Corresponding period = 100		104,1	99,5	101,1	
Employment	Corresponding period = 100		105,0	99,7	96,6	
Productivity	Corresponding period = 100		99,1	99,8	104,7	
Wages	Corresponding period = 100		105,8	104,8	103,2	

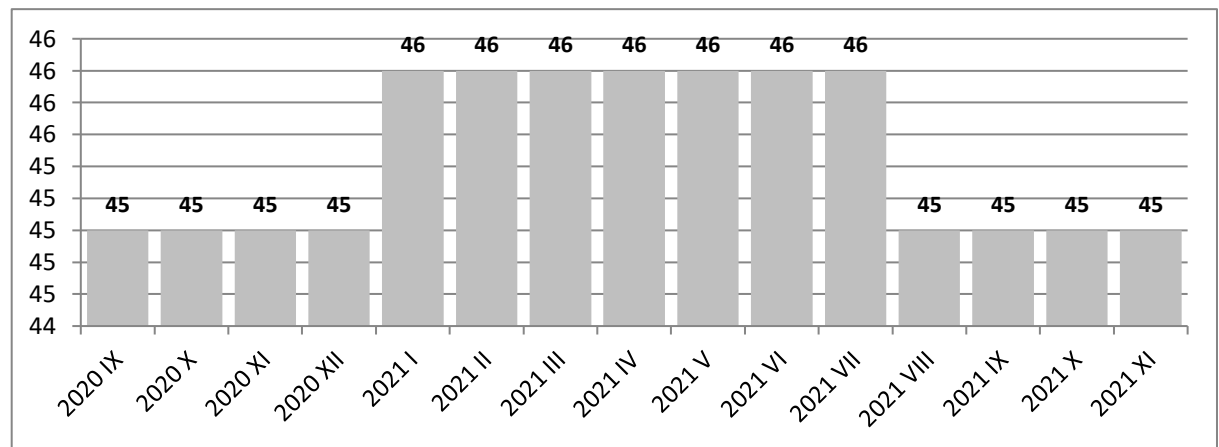
### Comparison of sales, employment, productivity and wage dynamics for selected periods (corresponding = 100)



## Manufacture of textiles

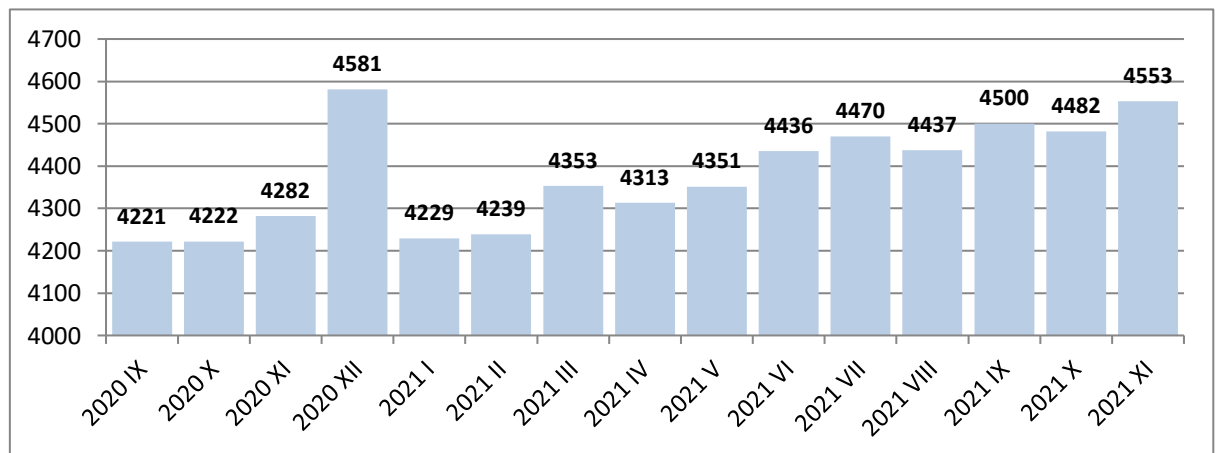
### Employment in thous.

<b>2021 XI</b>	<b>45</b>
Previous period = 100	100,0
Corresponding period = 100	100,0
<b>2021 I - XI</b>	<b>46</b>
Corresponding period = 100	102,2
<b>2020 I - XI</b>	<b>45</b>
<b>2020 I - XII</b>	<b>45</b>
Corresponding period = 100	95,7
<b>2019 I - XII</b>	<b>47</b>



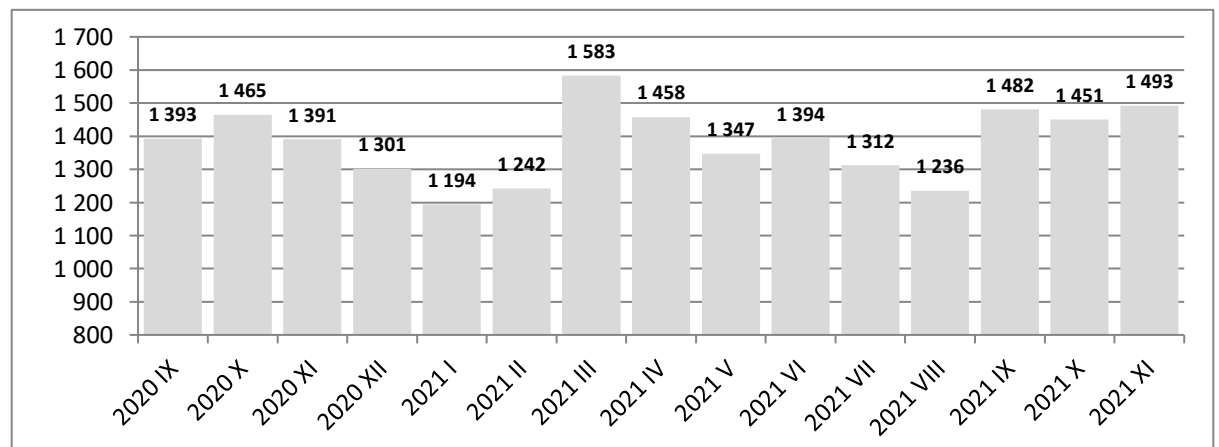
### Wages in PLN

<b>2021 XI</b>	<b>4553</b>
Previous period = 100	101,6
Corresponding period = 100	106,3
<b>2021 I - XI</b>	<b>4417</b>
Corresponding period = 100	109,1
<b>2020 I - XI</b>	<b>4049</b>
<b>2020 I - XII</b>	<b>4096</b>
Corresponding period = 100	107,3
<b>2019 I - XII</b>	<b>3818</b>



### Sales million PLN

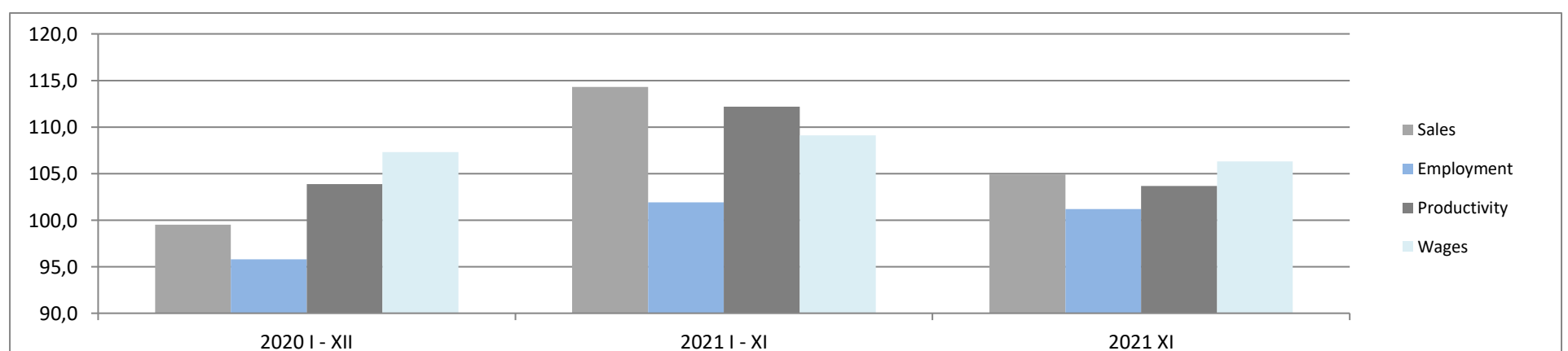
<b>2021 XI</b>	<b>1 493</b>
Previous period = 100	102,4
Corresponding period = 100	104,9
<b>2021 I - XI</b>	<b>15 357</b>
Corresponding period = 100	114,3
<b>2020 I - XI</b>	<b>13 322</b>
<b>2020 I - XII</b>	<b>14 637</b>
Corresponding period = 100	99,5
<b>2019 I - XII</b>	<b>14 740</b>



### Compare key data

		2019 I - XII	2020 I - XII	2020 I - XI	2021 I - XI	2021 XI
Sales	million PLN	14 740	14 637	13 322	15 357	1 493
Sales per employed	thous. PLN	314	325	296	334	33
Employment	in thous.	47	45	45	46	45
Wages	in PLN	3818	4096	4049	4417	4553
			2020 I - XII	2021 I - XI	2021 XI	
Sales	Corresponding period = 100		99,5	114,3	104,9	
Employment	Corresponding period = 100		95,8	101,9	101,2	
Productivity	Corresponding period = 100		103,9	112,2	103,7	
Wages	Corresponding period = 100		107,3	109,1	106,3	

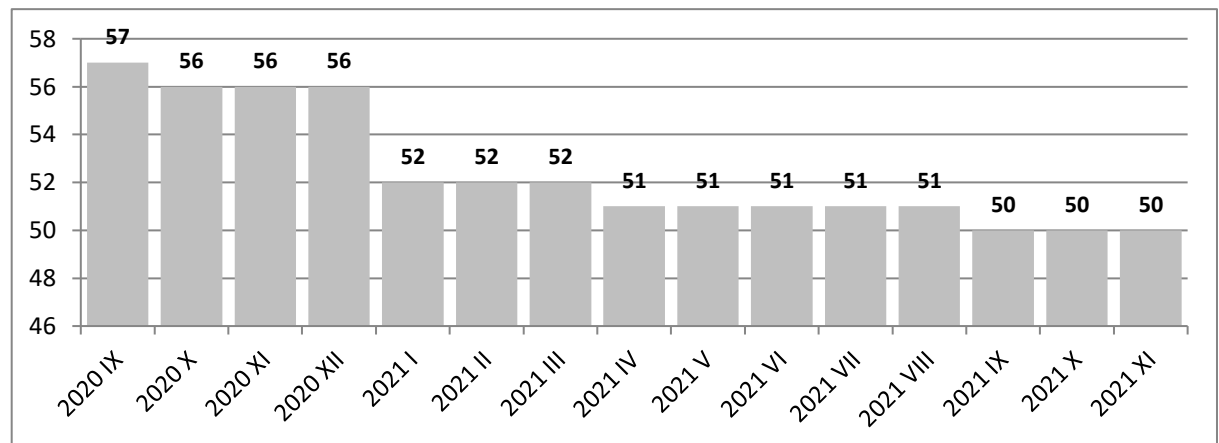
### Comparison of sales, employment, productivity and wage dynamics for selected periods (corresponding = 100)



## Manufacture of wearing apparel

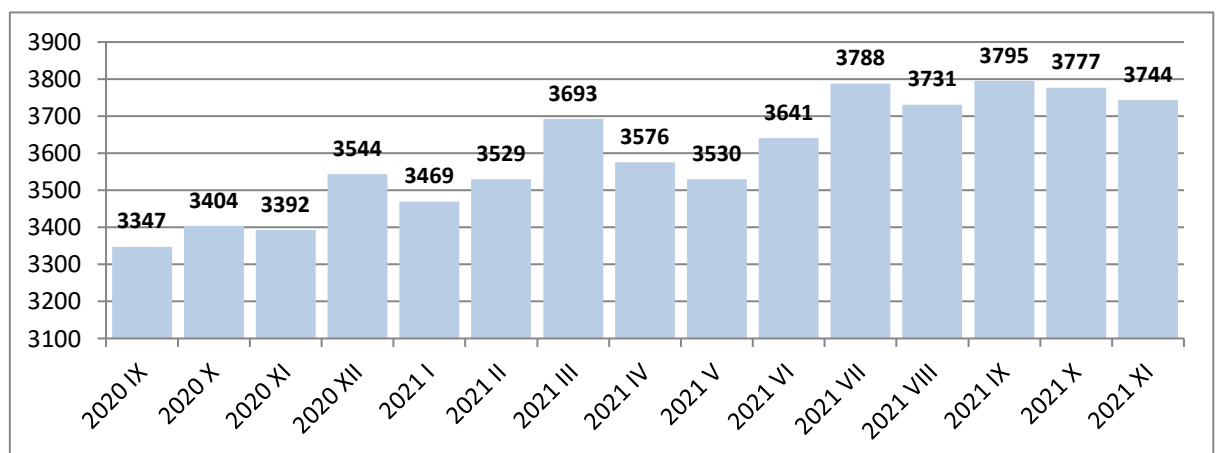
### Employment in thous.

<b>2021 XI</b>	<b>50</b>
Previous period = 100	100,0
Corresponding period = 100	89,3
<b>2021 I - XI</b>	<b>51</b>
Corresponding period = 100	87,9
<b>2020 I - XI</b>	<b>58</b>
<b>2020 I - XII</b>	<b>58</b>
Corresponding period = 100	90,6
<b>2019 I - XII</b>	<b>64</b>



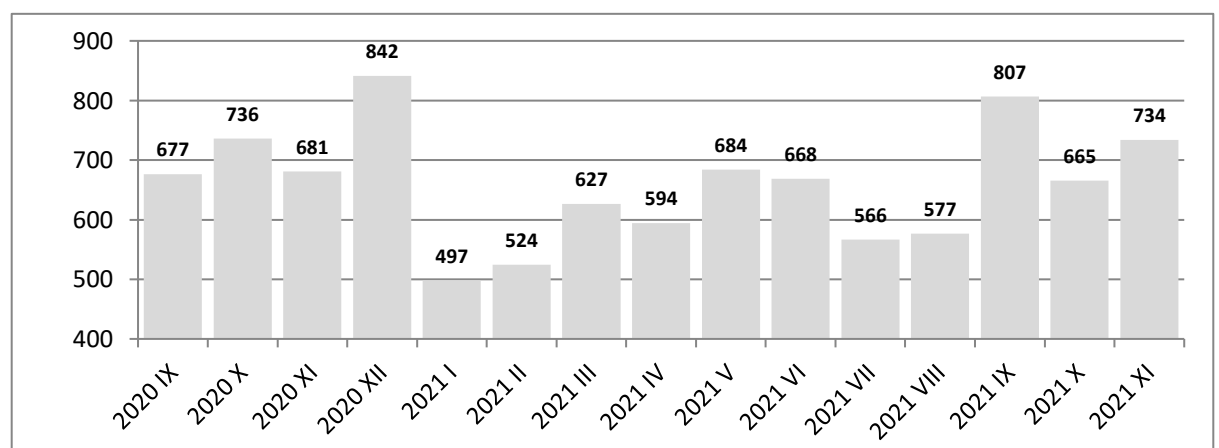
### Wages in PLN

<b>2021 XI</b>	<b>3744</b>
Previous period = 100	99,1
Corresponding period = 100	110,4
<b>2021 I - XI</b>	<b>3689</b>
Corresponding period = 100	112,9
<b>2020 I - XI</b>	<b>3268</b>
<b>2020 I - XII</b>	<b>3290</b>
Corresponding period = 100	109,7
<b>2019 I - XII</b>	<b>3000</b>



### Sales million PLN

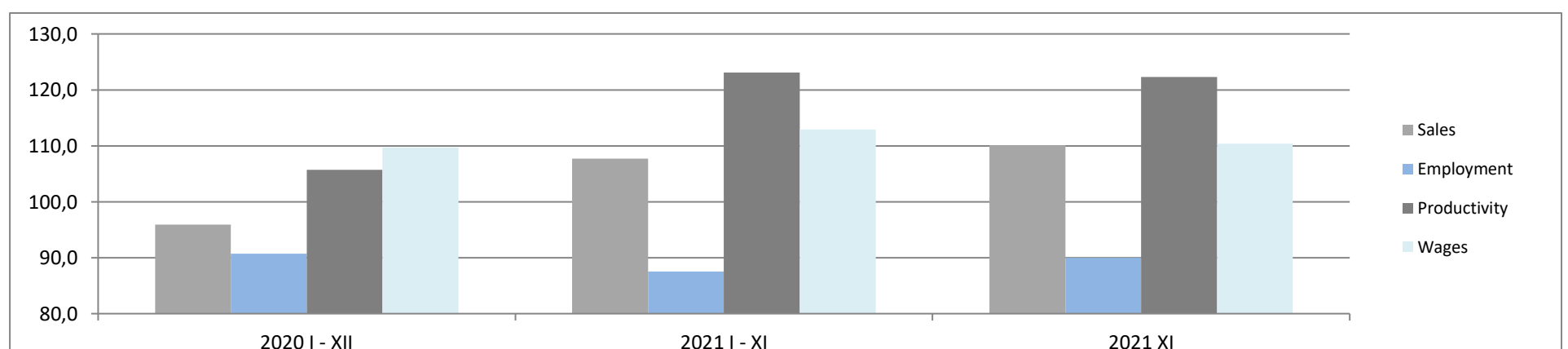
<b>2021 XI</b>	<b>734</b>
Previous period = 100	110,2
Corresponding period = 100	110,1
<b>2021 I - XI</b>	<b>6 994</b>
Corresponding period = 100	107,7
<b>2020 I - XI</b>	<b>6 659</b>
<b>2020 I - XII</b>	<b>7 542</b>
Corresponding period = 100	95,9
<b>2019 I - XII</b>	<b>7 853</b>



### Compare key data

		2019 I - XII	2020 I - XII	2020 I - XI	2021 I - XI	2021 XI
Sales	million PLN	7 853	7 542	6 659	6 994	734
Sales per employed	thous. PLN	123	130	115	137	15
Employment	in thous.	64	58	58	51	50
Wages	in PLN	3000	3290	3268	3689	3744
			2020 I - XII	2021 I - XI	2021 XI	
Sales	Corresponding period = 100		95,9	107,7	110,1	
Employment	Corresponding period = 100		90,7	87,5	90,0	
Productivity	Corresponding period = 100		105,7	123,1	122,3	
Wages	Corresponding period = 100		109,7	112,9	110,4	

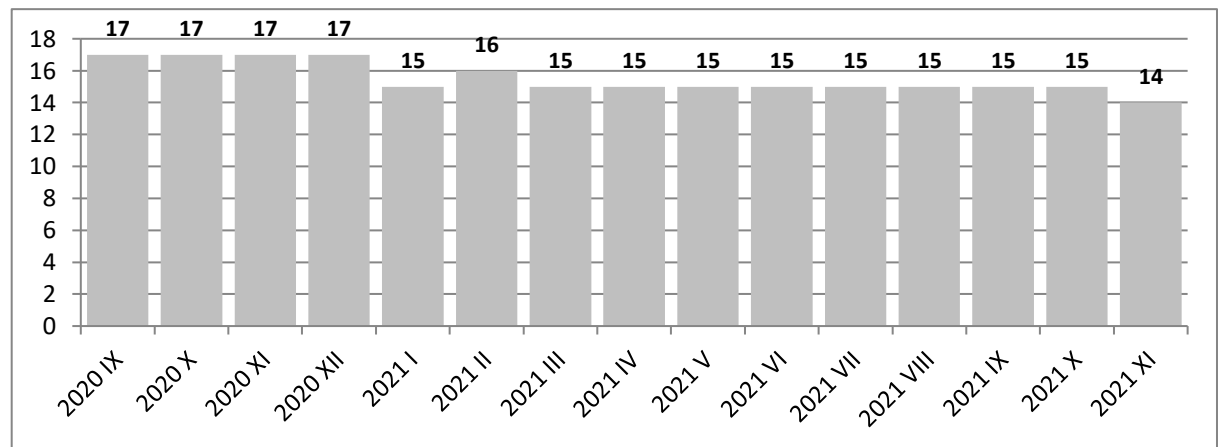
### Comparison of sales, employment, productivity and wage dynamics for selected periods (corresponding = 100)



## Manufacture of leather and related products

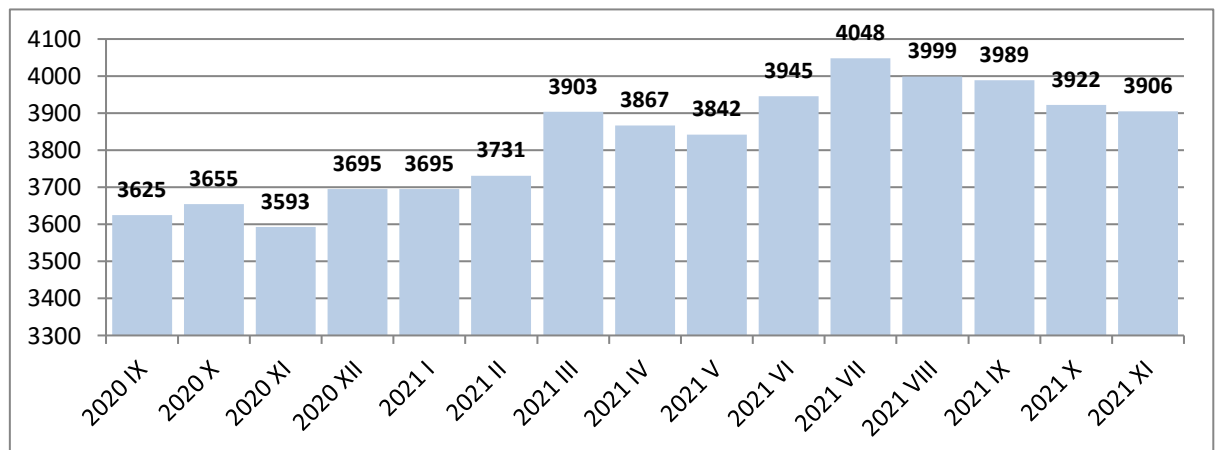
### Employment in thous.

<b>2021 XI</b>	<b>14</b>
Previous period = 100	93,3
Corresponding period = 100	82,4
<b>2021 I - XI</b>	<b>15</b>
Corresponding period = 100	88,2
<b>2020 I - XI</b>	<b>17</b>
<b>2020 I - XII</b>	<b>17</b>
Corresponding period = 100	85,0
<b>2019 I - XII</b>	<b>20</b>



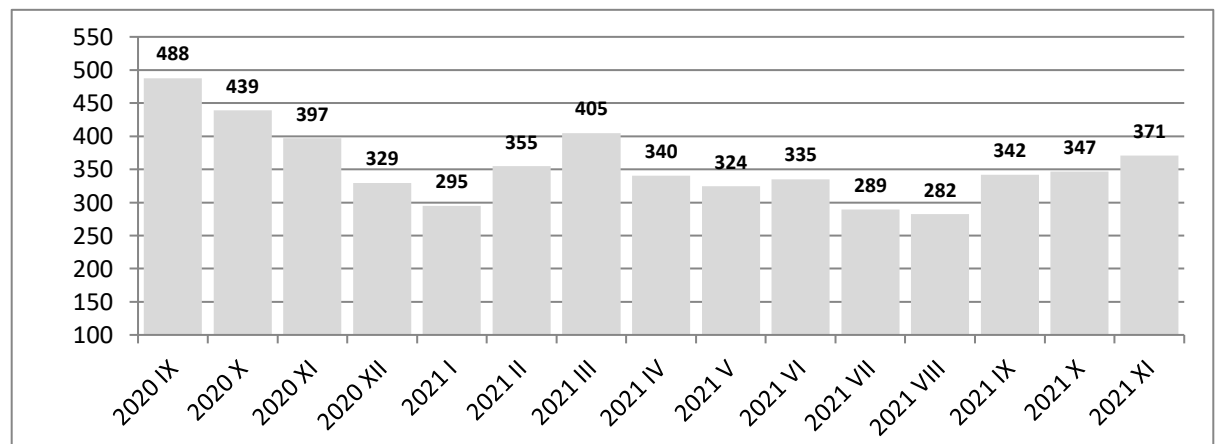
### Wages in PLN

<b>2021 XI</b>	<b>3906</b>
Previous period = 100	99,6
Corresponding period = 100	108,7
<b>2021 I - XI</b>	<b>3909</b>
Corresponding period = 100	112,1
<b>2020 I - XI</b>	<b>3489</b>
<b>2020 I - XII</b>	<b>3502</b>
Corresponding period = 100	107,0
<b>2019 I - XII</b>	<b>3274</b>



### Sales million PLN

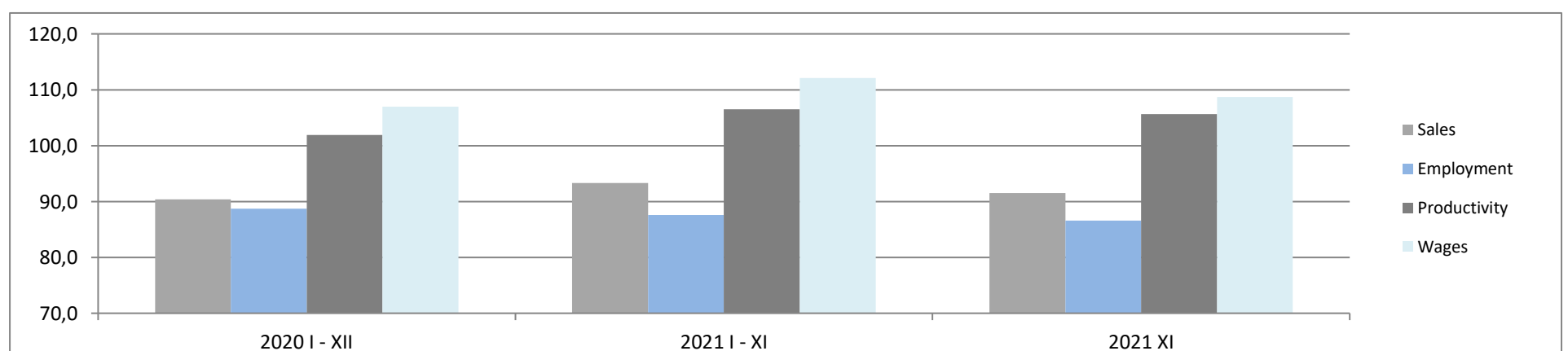
<b>2021 XI</b>	<b>371</b>
Previous period = 100	107,7
Corresponding period = 100	91,5
<b>2021 I - XI</b>	<b>3 788</b>
Corresponding period = 100	93,3
<b>2020 I - XI</b>	<b>4 010</b>
<b>2020 I - XII</b>	<b>4 365</b>
Corresponding period = 100	90,4
<b>2019 I - XII</b>	<b>4 715</b>



### Compare key data

		2019 I - XII	2020 I - XII	2020 I - XI	2021 I - XI	2021 XI
Sales	million PLN	4 715	4 365	4 010	3 788	371
Sales per employed	thous. PLN	236	257	236	253	27
Employment	in thous.	20	17	17	15	14
Wages	in PLN	3274	3502	3489	3909	3906
			2020 I - XII	2021 I - XI	2021 XI	
Sales	Corresponding period = 100		90,4	93,3	91,5	
Employment	Corresponding period = 100		88,7	87,6	86,6	
Productivity	Corresponding period = 100		101,9	106,5	105,7	
Wages	Corresponding period = 100		107,0	112,1	108,7	

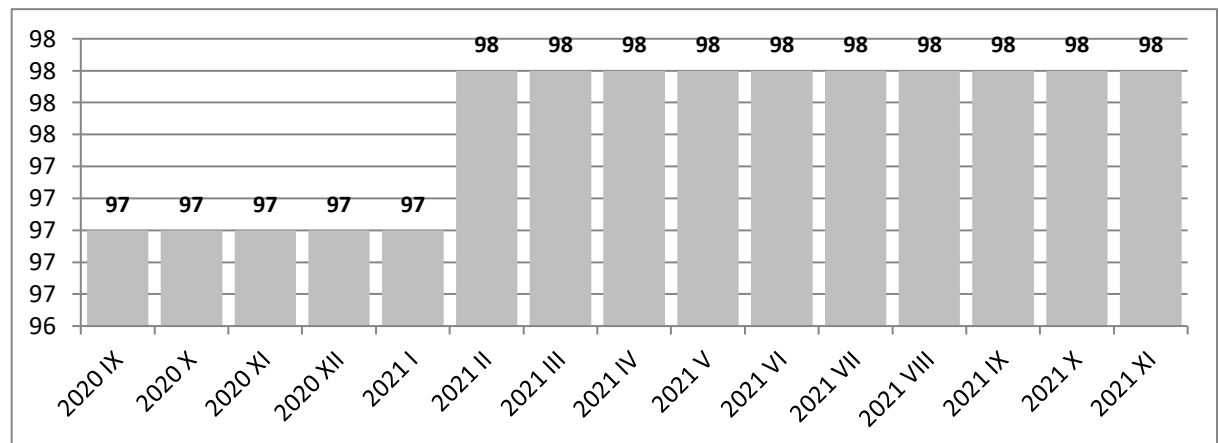
### Comparison of sales, employment, productivity and wage dynamics for selected periods (corresponding = 100)



## Manufacture of products of wood, cork, straw and wicker

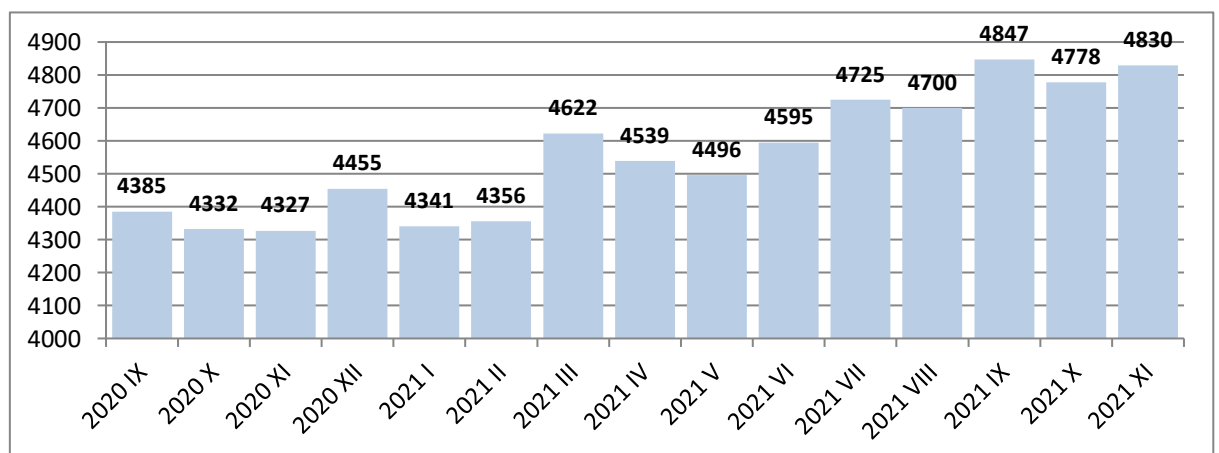
### Employment in thous.

<b>2021 XI</b>	<b>98</b>
Previous period = 100	100,0
Corresponding period = 100	101,0
<b>2021 I - XI</b>	<b>98</b>
Corresponding period = 100	102,1
<b>2020 I - XI</b>	<b>96</b>
<b>2020 I - XII</b>	<b>96</b>
Corresponding period = 100	96,0
<b>2019 I - XII</b>	<b>100</b>



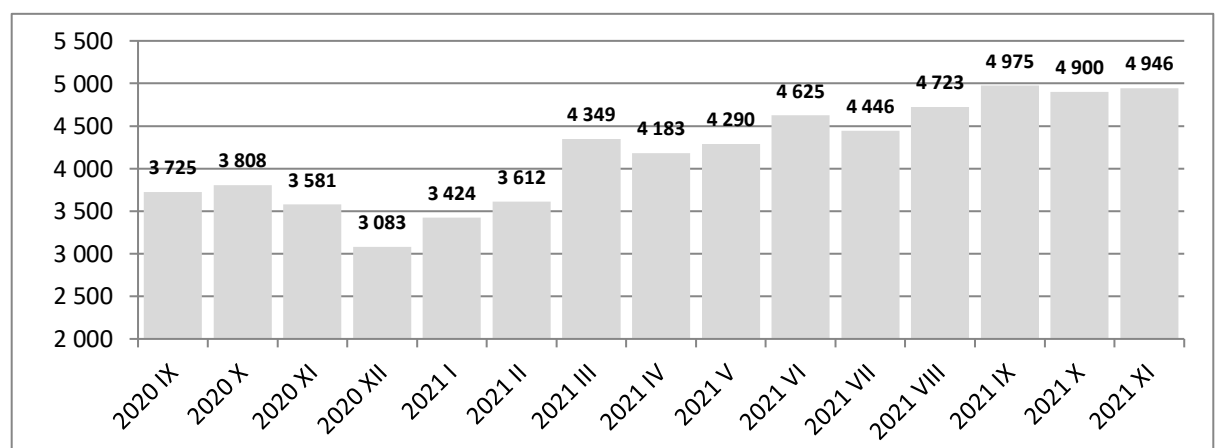
### Wages in PLN

<b>2021 XI</b>	<b>4830</b>
Previous period = 100	101,1
Corresponding period = 100	111,6
<b>2021 I - XI</b>	<b>4638</b>
Corresponding period = 100	110,9
<b>2020 I - XI</b>	<b>4181</b>
<b>2020 I - XII</b>	<b>4203</b>
Corresponding period = 100	108,0
<b>2019 I - XII</b>	<b>3893</b>



### Sales million PLN

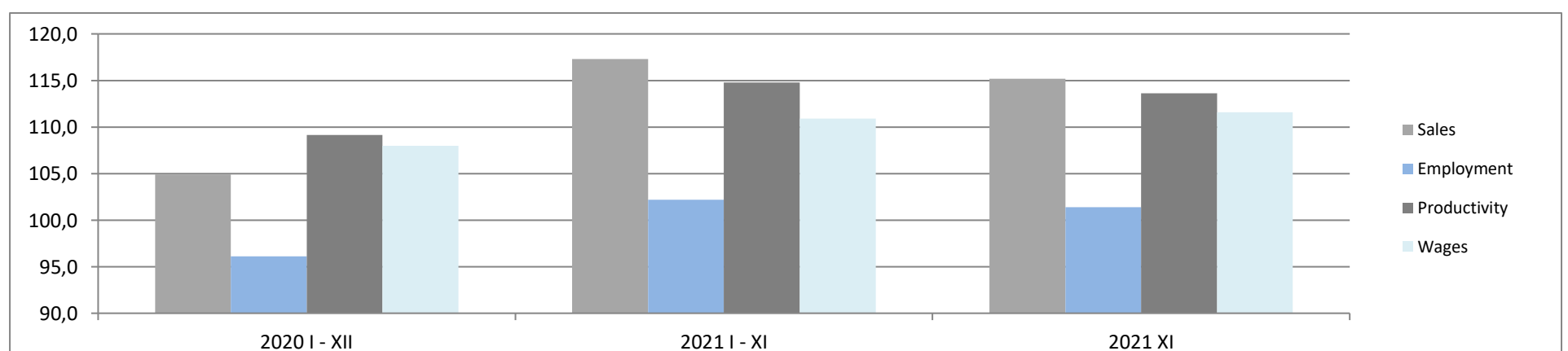
<b>2021 XI</b>	<b>4 946</b>
Previous period = 100	100,0
Corresponding period = 100	115,2
<b>2021 I - XI</b>	<b>48 352</b>
Corresponding period = 100	117,3
<b>2020 I - XI</b>	<b>37 003</b>
<b>2020 I - XII</b>	<b>40 178</b>
Corresponding period = 100	104,9
<b>2019 I - XII</b>	<b>38 213</b>



### Compare key data

		<b>2019 I - XII</b>	<b>2020 I - XII</b>	<b>2020 I - XI</b>	<b>2021 I - XI</b>	<b>2021 XI</b>
Sales	million PLN	38 213	40 178	37 003	48 352	4 946
Sales per employed	thous. PLN	382	419	385	493	50
Employment	in thous.	100	96	96	98	98
Wages	in PLN	3893	4203	4181	4638	4830
			<b>2020 I - XII</b>	<b>2021 I - XI</b>	<b>2021 XI</b>	
Sales	Corresponding period = 100		104,9	117,3	115,2	
Employment	Corresponding period = 100		96,1	102,2	101,4	
Productivity	Corresponding period = 100		109,2	114,8	113,6	
Wages	Corresponding period = 100		108,0	110,9	111,6	

### Comparison of sales, employment, productivity and wage dynamics for selected periods (corresponding = 100)

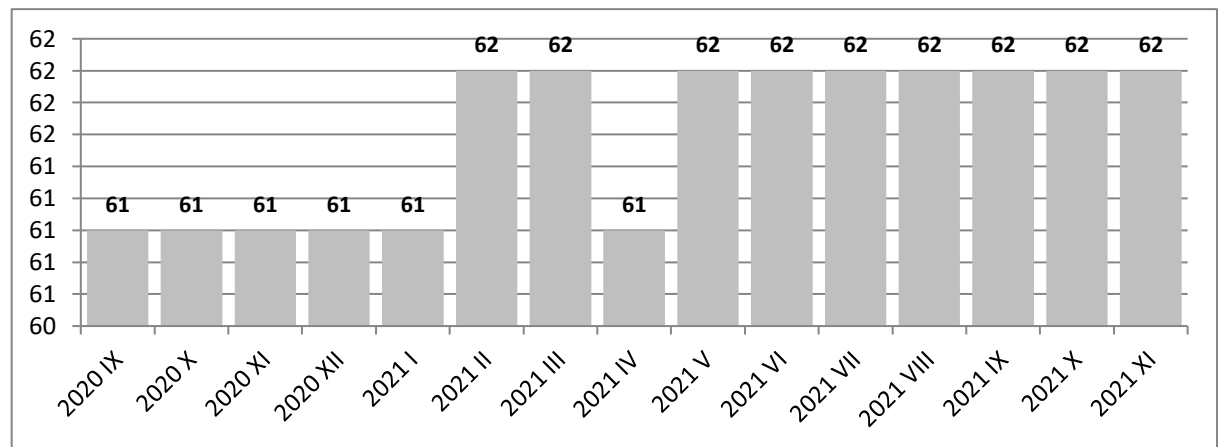




## Manufacture of paper and paper products

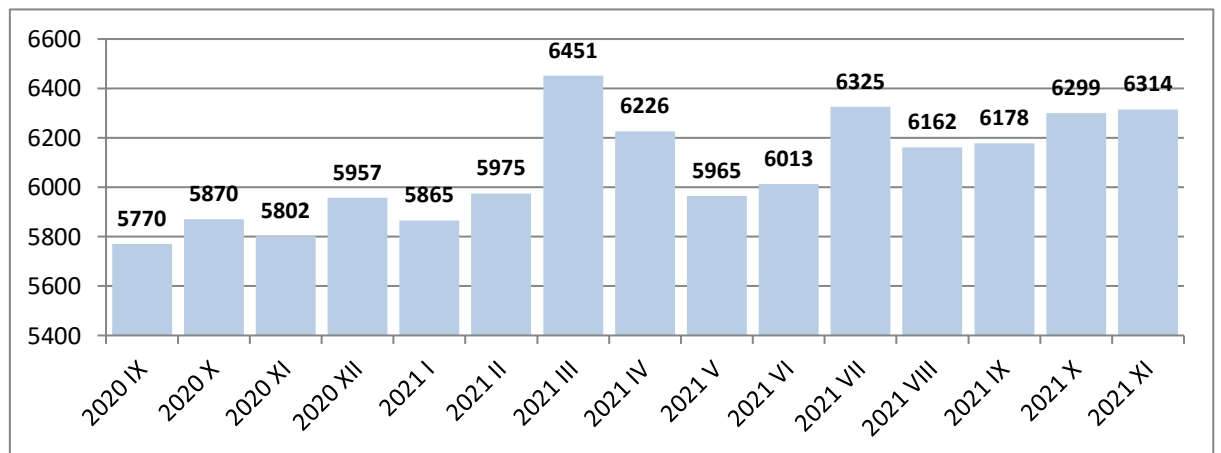
### Employment in thous.

<b>2021 XI</b>	<b>62</b>
Previous period = 100	100,0
Corresponding period = 100	101,6
<b>2021 I - XI</b>	<b>62</b>
Corresponding period = 100	101,6
<b>2020 I - XI</b>	<b>61</b>
<b>2020 I - XII</b>	<b>61</b>
Corresponding period = 100	101,7
<b>2019 I - XII</b>	<b>60</b>



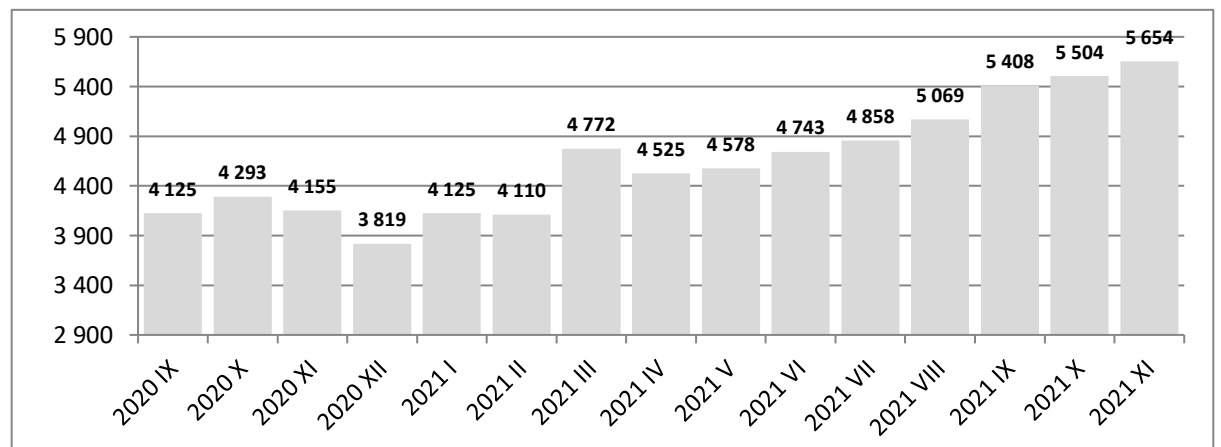
### Wages in PLN

<b>2021 XI</b>	<b>6314</b>
Previous period = 100	100,2
Corresponding period = 100	108,8
<b>2021 I - XI</b>	<b>6194</b>
Corresponding period = 100	108,0
<b>2020 I - XI</b>	<b>5736</b>
<b>2020 I - XII</b>	<b>5741</b>
Corresponding period = 100	107,0
<b>2019 I - XII</b>	<b>5366</b>



### Sales million PLN

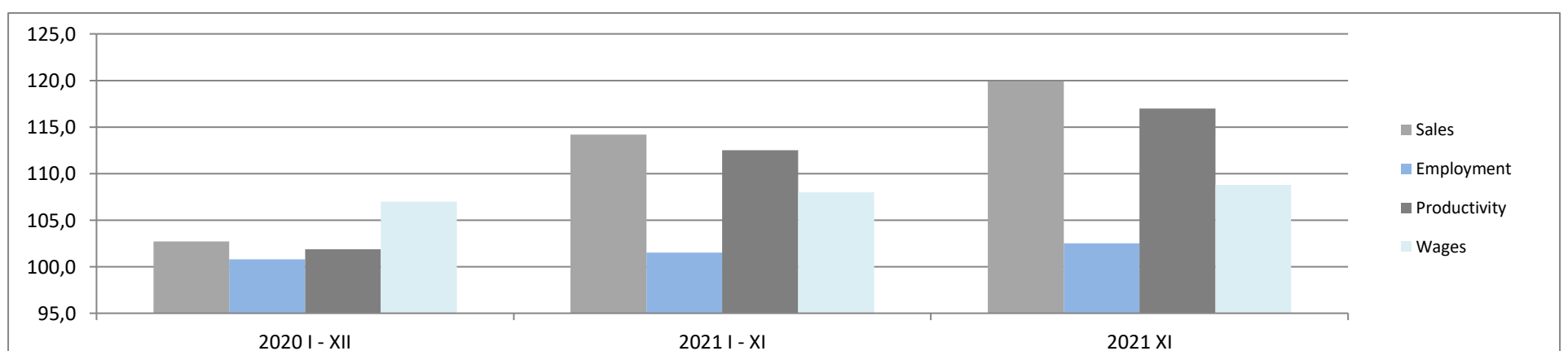
<b>2021 XI</b>	<b>5 654</b>
Previous period = 100	101,9
Corresponding period = 100	119,9
<b>2021 I - XI</b>	<b>53 202</b>
Corresponding period = 100	114,2
<b>2020 I - XI</b>	<b>43 735</b>
<b>2020 I - XII</b>	<b>47 566</b>
Corresponding period = 100	102,7
<b>2019 I - XII</b>	<b>47 325</b>



### Compare key data

		2019 I - XII	2020 I - XII	2020 I - XI	2021 I - XI	2021 XI
Sales	million PLN	47 325	47 566	43 735	53 202	5 654
Sales per employed	thous. PLN	789	780	717	858	91
Employment	in thous.	60	61	61	62	62
Wages	in PLN	5366	5741	5736	6194	6314
			2020 I - XII	2021 I - XI	2021 XI	
Sales	Corresponding period = 100		102,7	114,2	119,9	
Employment	Corresponding period = 100		100,8	101,5	102,5	
Productivity	Corresponding period = 100		101,9	112,5	117,0	
Wages	Corresponding period = 100		107,0	108,0	108,8	

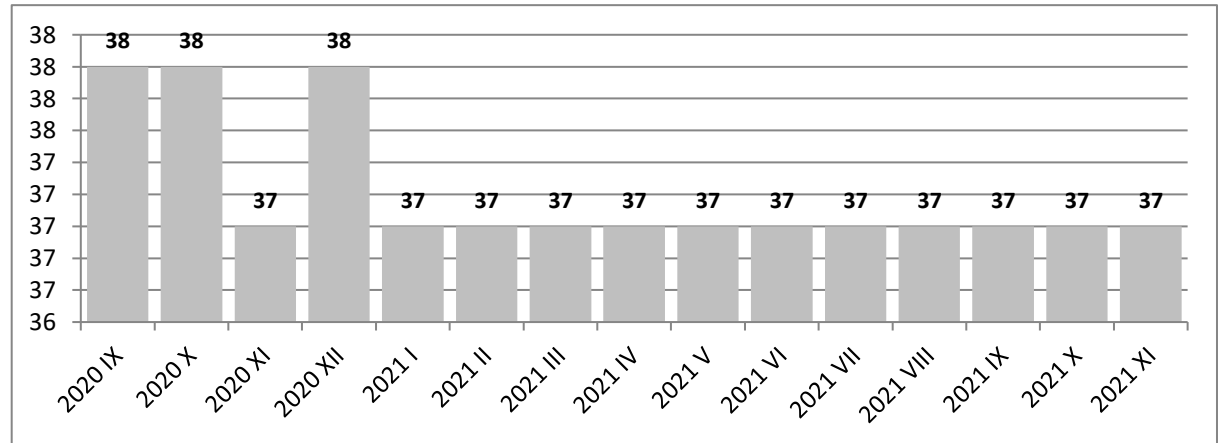
### Comparison of sales, employment, productivity and wage dynamics for selected periods (corresponding = 100)



## Printing and reproduction of recorded media

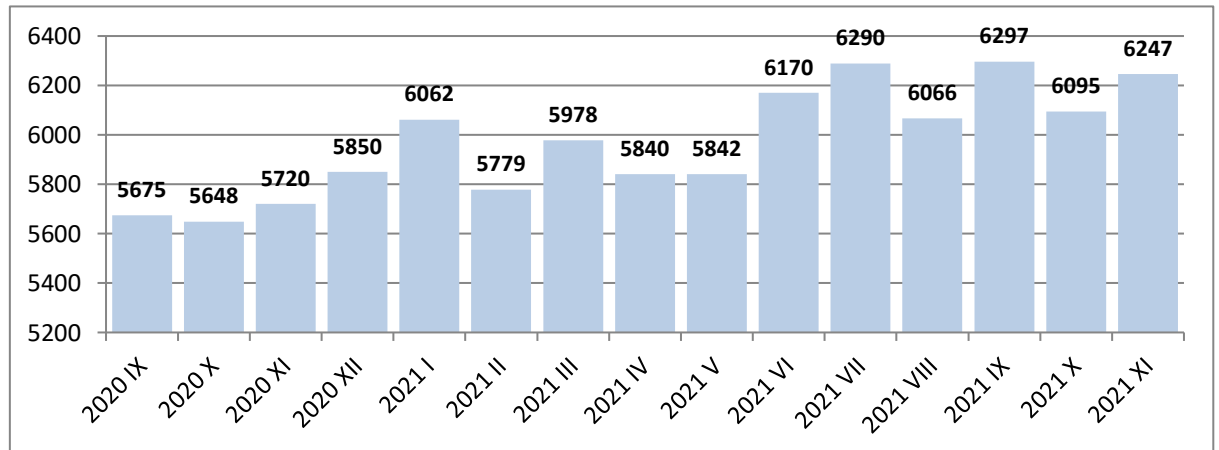
### Employment in thous.

<b>2021 XI</b>	<b>37</b>
Previous period = 100	100,0
Corresponding period = 100	100,0
<b>2021 I - XI</b>	<b>37</b>
Corresponding period = 100	97,4
<b>2020 I - XI</b>	<b>38</b>
<b>2020 I - XII</b>	<b>38</b>
Corresponding period = 100	95,0
<b>2019 I - XII</b>	<b>40</b>



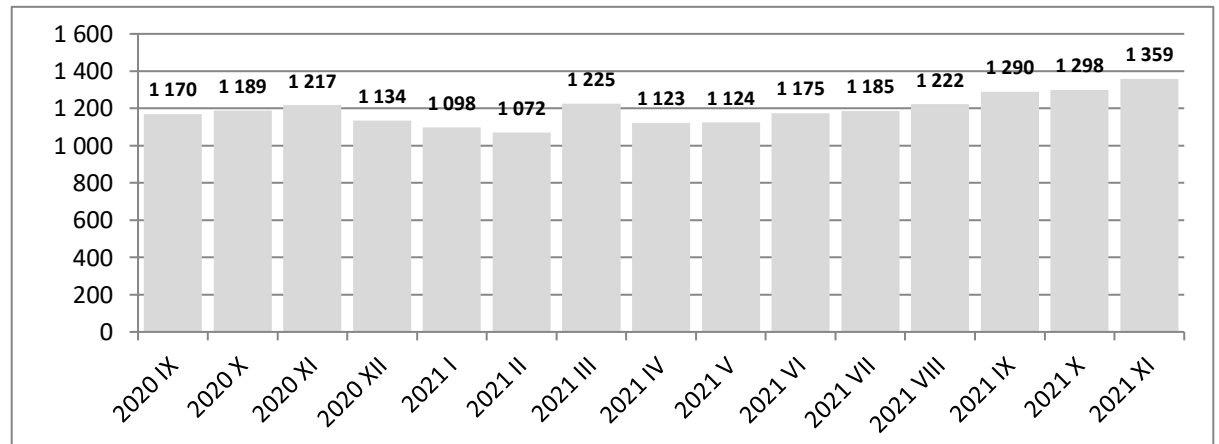
### Wages in PLN

<b>2021 XI</b>	<b>6247</b>
Previous period = 100	102,5
Corresponding period = 100	109,2
<b>2021 I - XI</b>	<b>6065</b>
Corresponding period = 100	109,1
<b>2020 I - XI</b>	<b>5557</b>
<b>2020 I - XII</b>	<b>5585</b>
Corresponding period = 100	103,3
<b>2019 I - XII</b>	<b>5405</b>



### Sales million PLN

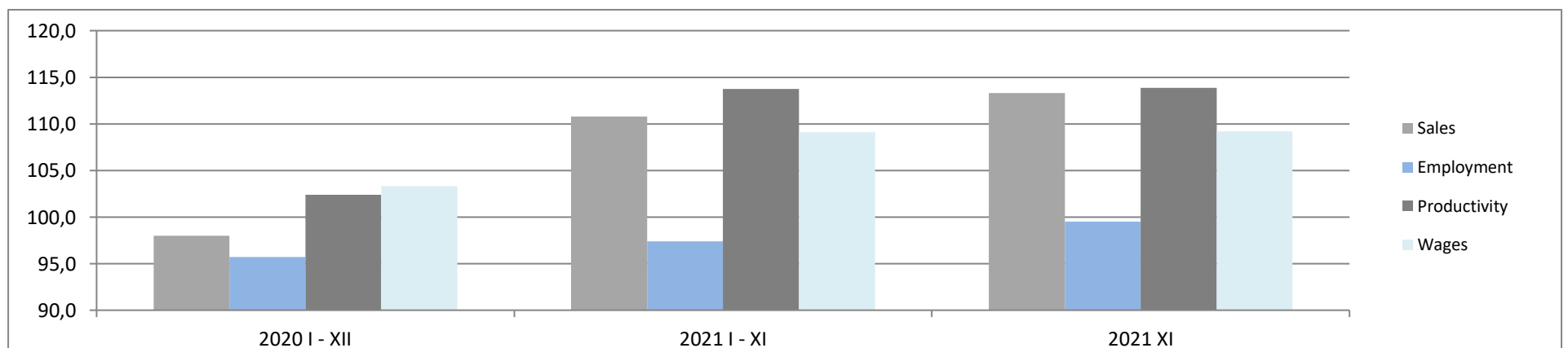
<b>2021 XI</b>	<b>1 359</b>
Previous period = 100	104,4
Corresponding period = 100	113,3
<b>2021 I - XI</b>	<b>13 285</b>
Corresponding period = 100	110,8
<b>2020 I - XI</b>	<b>12 300</b>
<b>2020 I - XII</b>	<b>13 499</b>
Corresponding period = 100	98,0
<b>2019 I - XII</b>	<b>14 109</b>



### Compare key data

		2019 I - XII	2020 I - XII	2020 I - XI	2021 I - XI	2021 XI
Sales	million PLN	14 109	13 499	12 300	13 285	1 359
Sales per employed	thous. PLN	353	355	324	359	37
Employment	in thous.	40	38	38	37	37
Wages	in PLN	5405	5585	5557	6065	6247
			2020 I - XII	2021 I - XI	2021 XI	
Sales	Corresponding period = 100		98,0	110,8	113,3	
Employment	Corresponding period = 100		95,7	97,4	99,5	
Productivity	Corresponding period = 100		102,4	113,8	113,9	
Wages	Corresponding period = 100		103,3	109,1	109,2	

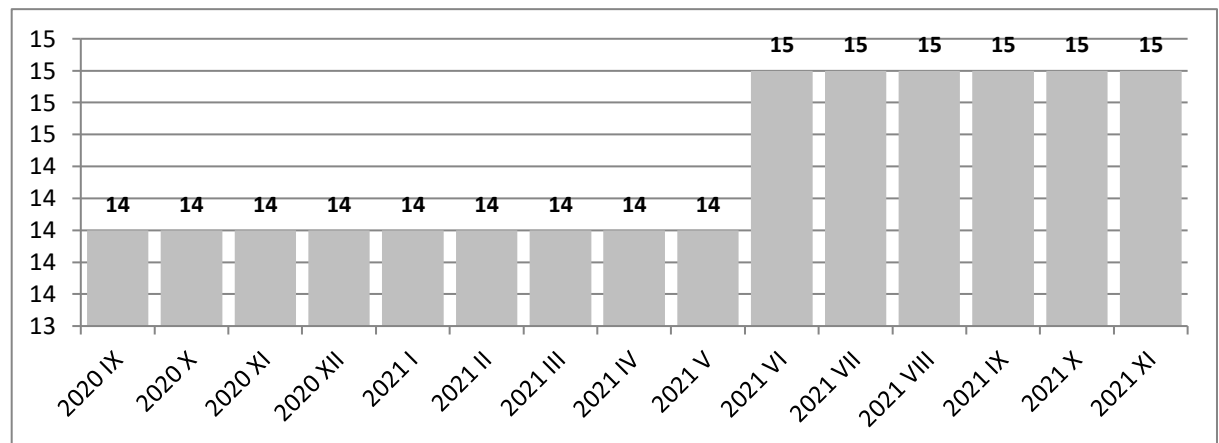
### Comparison of sales, employment, productivity and wage dynamics for selected periods (corresponding = 100)



## Manufacture of coke and refined petroleum products

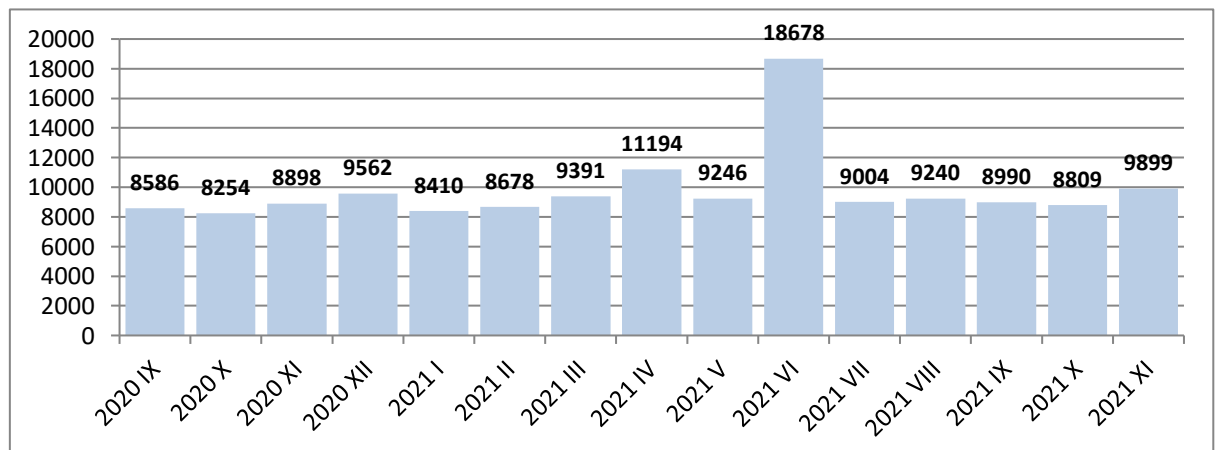
### Employment in thous.

<b>2021 XI</b>	<b>15</b>
Previous period = 100	100,0
Corresponding period = 100	107,1
<b>2021 I - XI</b>	<b>15</b>
Corresponding period = 100	107,1
<b>2020 I - XI</b>	<b>14</b>
<b>2020 I - XII</b>	<b>14</b>
Corresponding period = 100	100,0
<b>2019 I - XII</b>	<b>14</b>



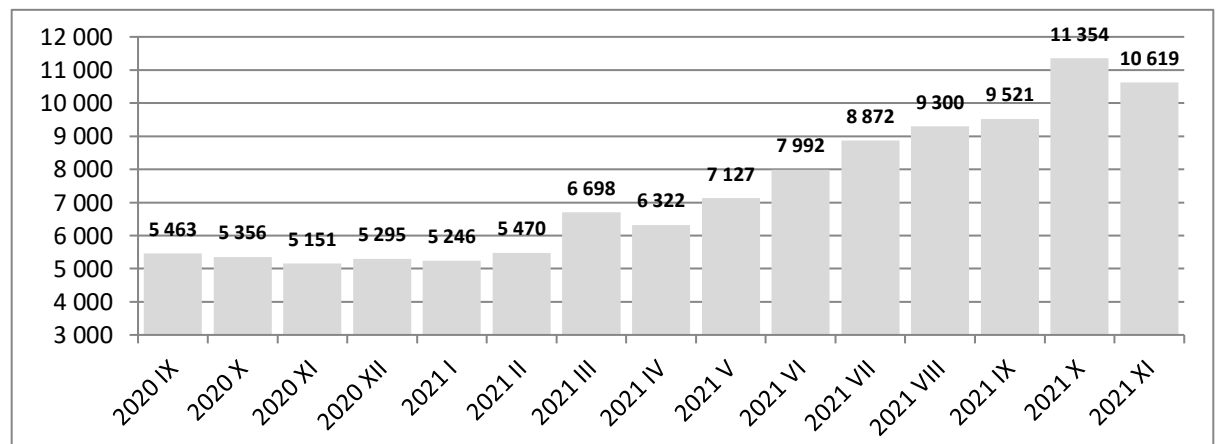
### Wages in PLN

<b>2021 XI</b>	<b>9899</b>
Previous period = 100	112,4
Corresponding period = 100	111,3
<b>2021 I - XI</b>	<b>10116</b>
Corresponding period = 100	106,7
<b>2020 I - XI</b>	<b>9483</b>
<b>2020 I - XII</b>	<b>9481</b>
Corresponding period = 100	101,2
<b>2019 I - XII</b>	<b>9367</b>



### Sales million PLN

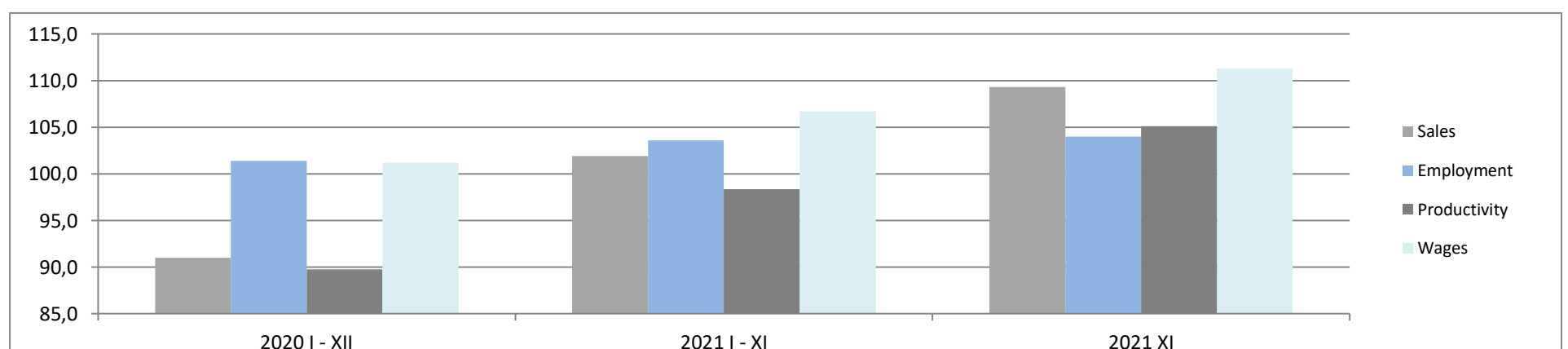
<b>2021 XI</b>	<b>10 619</b>
Previous period = 100	91,3
Corresponding period = 100	109,3
<b>2021 I - XI</b>	<b>91 437</b>
Corresponding period = 100	101,9
<b>2020 I - XI</b>	<b>58 903</b>
<b>2020 I - XII</b>	<b>63 944</b>
Corresponding period = 100	91,0
<b>2019 I - XII</b>	<b>87 767</b>



### Compare key data

		2019 I - XII	2020 I - XII	2020 I - XI	2021 I - XI	2021 XI
Sales	million PLN	87 767	63 944	58 903	91 437	10 619
Sales per employed	thous. PLN	6269	4567	4207	6096	708
Employment	in thous.	14	14	14	15	15
Wages	in PLN	9367	9481	9483	10116	9899
			2020 I - XII	2021 I - XI	2021 XI	
Sales	Corresponding period = 100		91,0	101,9	109,3	
Employment	Corresponding period = 100		101,4	103,6	104,0	
Productivity	Corresponding period = 100		89,7	98,4	105,1	
Wages	Corresponding period = 100		101,2	106,7	111,3	

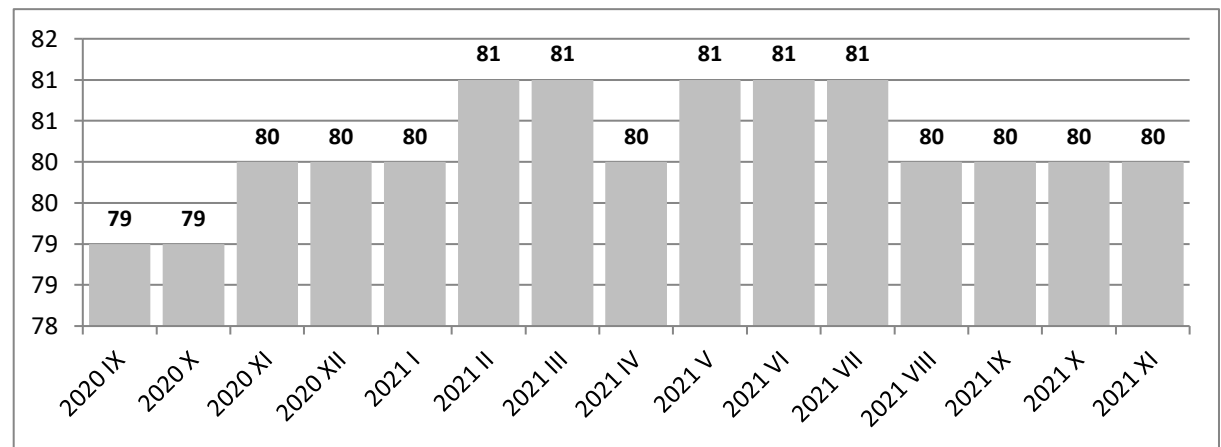
### Comparison of sales, employment, productivity and wage dynamics for selected periods (corresponding = 100)



## Manufacture of chemicals and chemical products

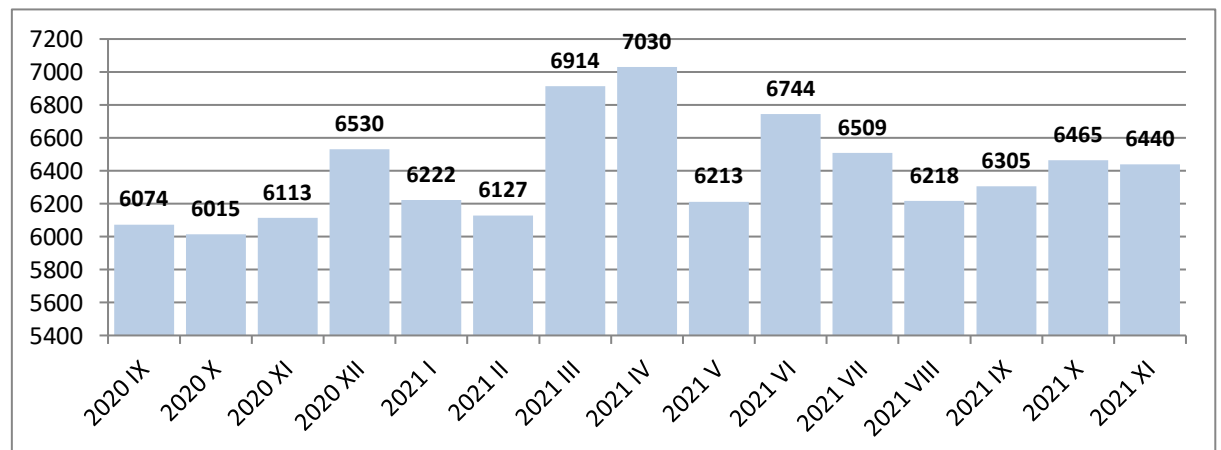
### Employment in thous.

<b>2021 XI</b>	<b>80</b>
Previous period = 100	100,0
Corresponding period = 100	100,0
<b>2021 I - XI</b>	<b>80</b>
Corresponding period = 100	101,3
<b>2020 I - XI</b>	<b>79</b>
<b>2020 I - XII</b>	<b>79</b>
Corresponding period = 100	101,3
<b>2019 I - XII</b>	<b>78</b>



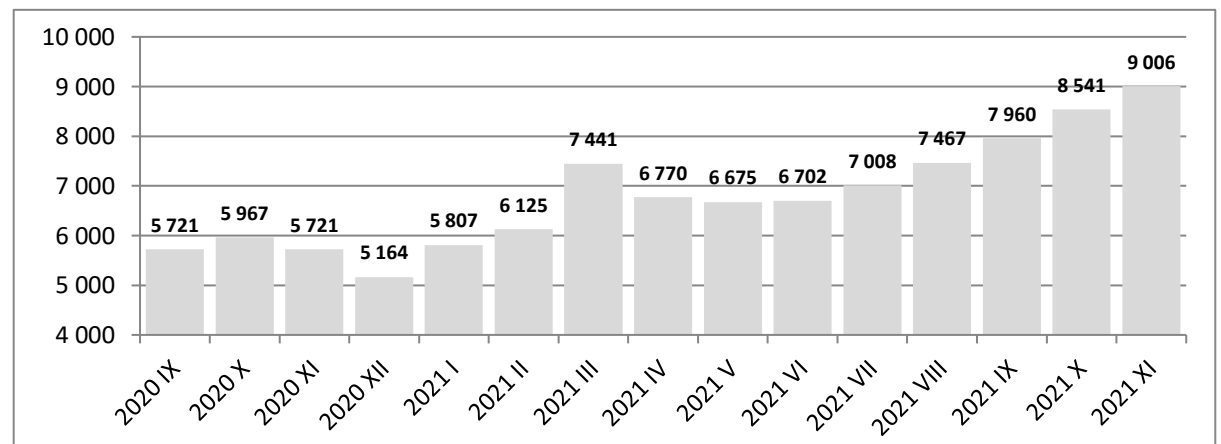
### Wages in PLN

<b>2021 XI</b>	<b>6440</b>
Previous period = 100	99,6
Corresponding period = 100	105,3
<b>2021 I - XI</b>	<b>6468</b>
Corresponding period = 100	106,4
<b>2020 I - XI</b>	<b>6076</b>
<b>2020 I - XII</b>	<b>6113</b>
Corresponding period = 100	105,3
<b>2019 I - XII</b>	<b>5807</b>



### Sales million PLN

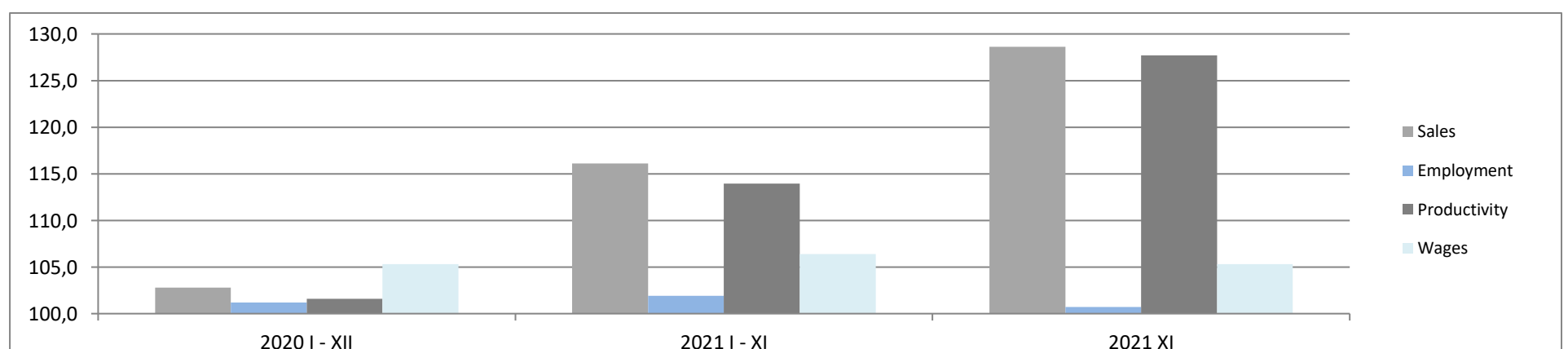
<b>2021 XI</b>	<b>9 006</b>
Previous period = 100	102,7
Corresponding period = 100	128,6
<b>2021 I - XI</b>	<b>79 413</b>
Corresponding period = 100	116,1
<b>2020 I - XI</b>	<b>61 272</b>
<b>2020 I - XII</b>	<b>66 445</b>
Corresponding period = 100	102,8
<b>2019 I - XII</b>	<b>67 276</b>



### Compare key data

		2019 I - XII	2020 I - XII	2020 I - XI	2021 I - XI	2021 XI
Sales	million PLN	67 276	66 445	61 272	79 413	9 006
Sales per employed	thous. PLN	863	841	776	993	113
Employment	in thous.	78	79	79	80	80
Wages	in PLN	5807	6113	6076	6468	6440
			2020 I - XII	2021 I - XI	2021 XI	
Sales	Corresponding period = 100		102,8	116,1	128,6	
Employment	Corresponding period = 100		101,2	101,9	100,7	
Productivity	Corresponding period = 100		101,6	113,9	127,7	
Wages	Corresponding period = 100		105,3	106,4	105,3	

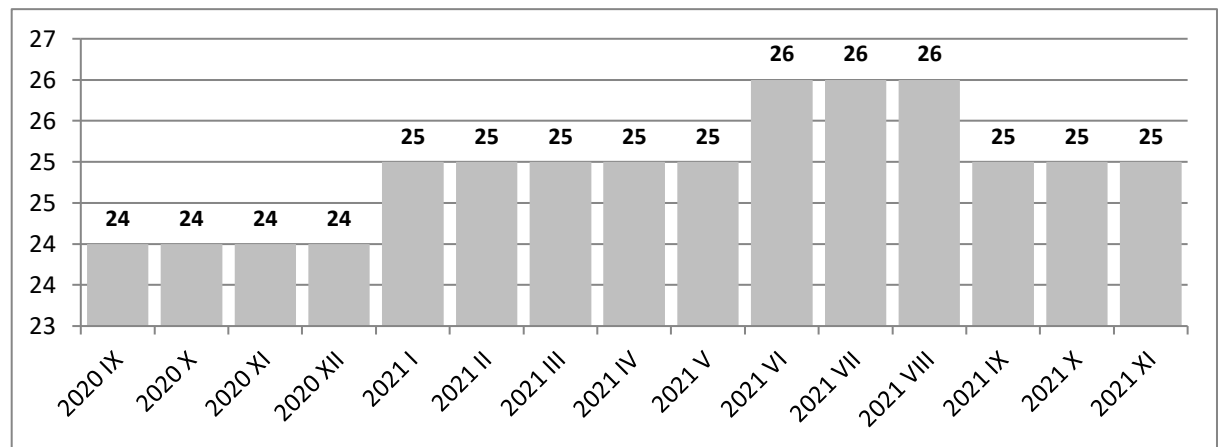
### Comparison of sales, employment, productivity and wage dynamics for selected periods (corresponding = 100)



## Manufacture of pharmaceutical products

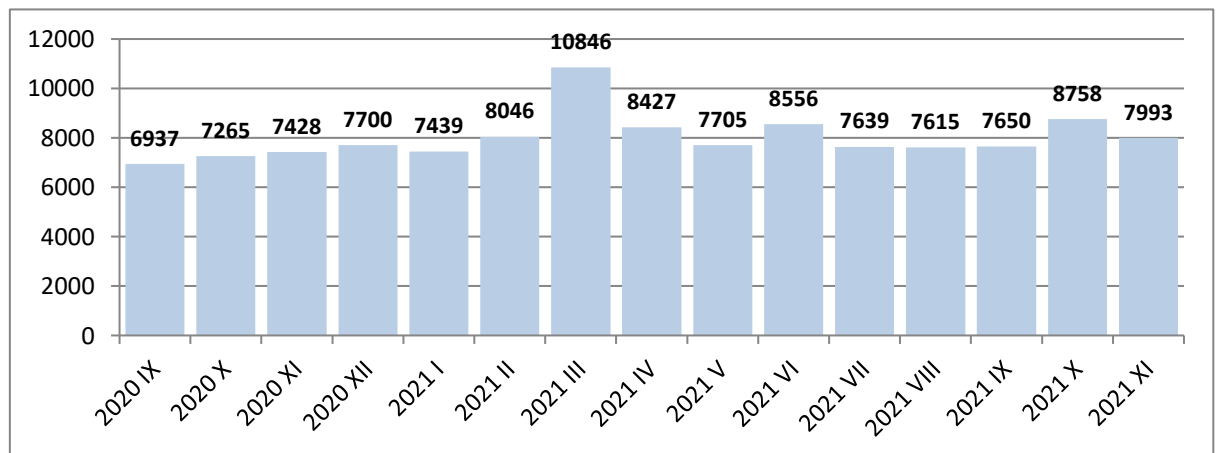
### Employment in thous.

<b>2021 XI</b>	<b>25</b>
Previous period = 100	100,0
Corresponding period = 100	104,2
<b>2021 I - XI</b>	<b>25</b>
Corresponding period = 100	104,2
<b>2020 I - XI</b>	<b>24</b>
<b>2020 I - XII</b>	<b>24</b>
Corresponding period = 100	100,0
<b>2019 I - XII</b>	<b>24</b>



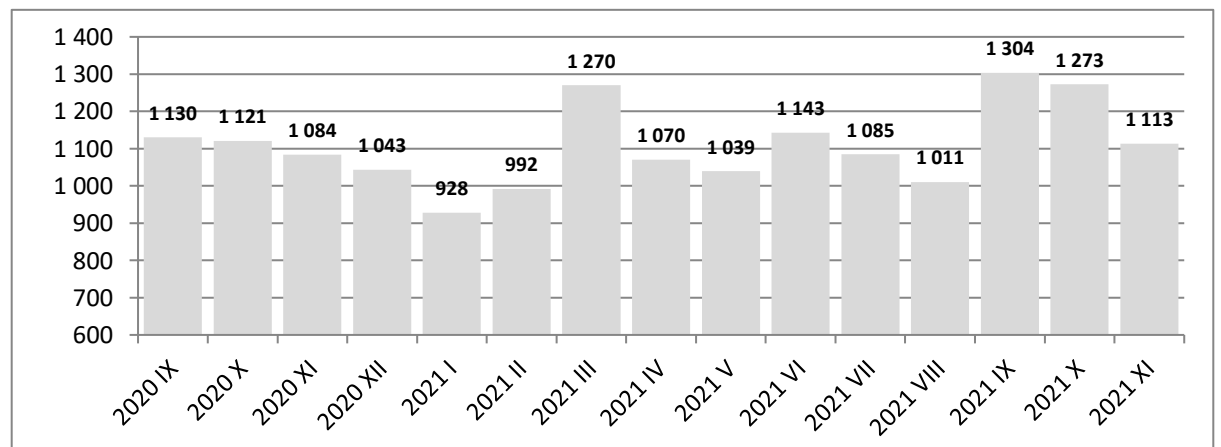
### Wages in PLN

<b>2021 XI</b>	<b>7993</b>
Previous period = 100	91,3
Corresponding period = 100	107,6
<b>2021 I - XI</b>	<b>8172</b>
Corresponding period = 100	109,0
<b>2020 I - XI</b>	<b>7499</b>
<b>2020 I - XII</b>	<b>7524</b>
Corresponding period = 100	106,2
<b>2019 I - XII</b>	<b>7085</b>



### Sales million PLN

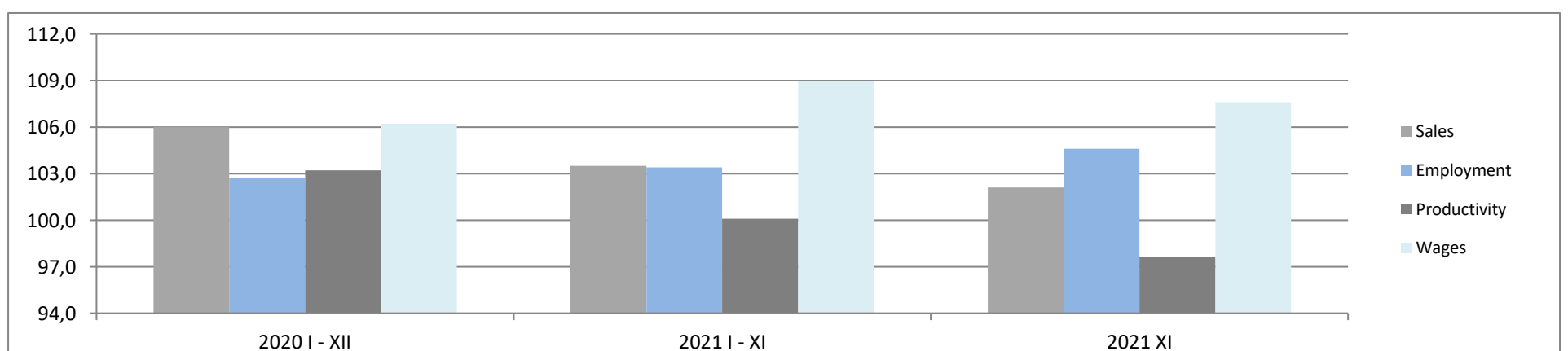
<b>2021 XI</b>	<b>1 113</b>
Previous period = 100	87,0
Corresponding period = 100	102,1
<b>2021 I - XI</b>	<b>12 218</b>
Corresponding period = 100	103,5
<b>2020 I - XI</b>	<b>11 614</b>
<b>2020 I - XII</b>	<b>12 667</b>
Corresponding period = 100	106,0
<b>2019 I - XII</b>	<b>11 526</b>



### Compare key data

		2019 I - XII	2020 I - XII	2020 I - XI	2021 I - XI	2021 XI
Sales	million PLN	11 526	12 667	11 614	12 218	1 113
Sales per employed	thous. PLN	480	528	484	489	45
Employment	in thous.	24	24	24	25	25
Wages	in PLN	7085	7524	7499	8172	7993
			2020 I - XII	2021 I - XI	2021 XI	
Sales	Corresponding period = 100		106,0	103,5	102,1	
Employment	Corresponding period = 100		102,7	103,4	104,6	
Productivity	Corresponding period = 100		103,2	100,1	97,6	
Wages	Corresponding period = 100		106,2	109,0	107,6	

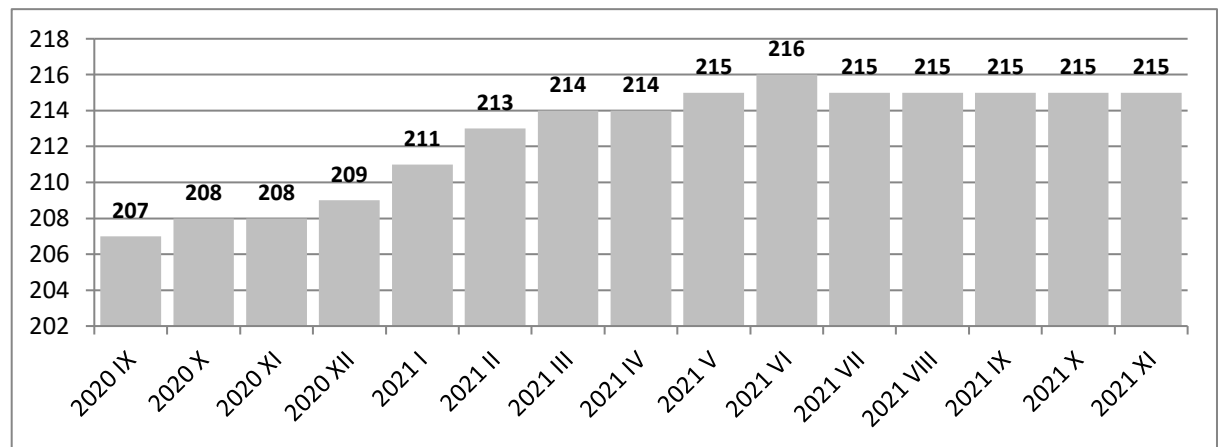
### Comparison of sales, employment, productivity and wage dynamics for selected periods (corresponding = 100)



## Manufacture of rubber and plastic products

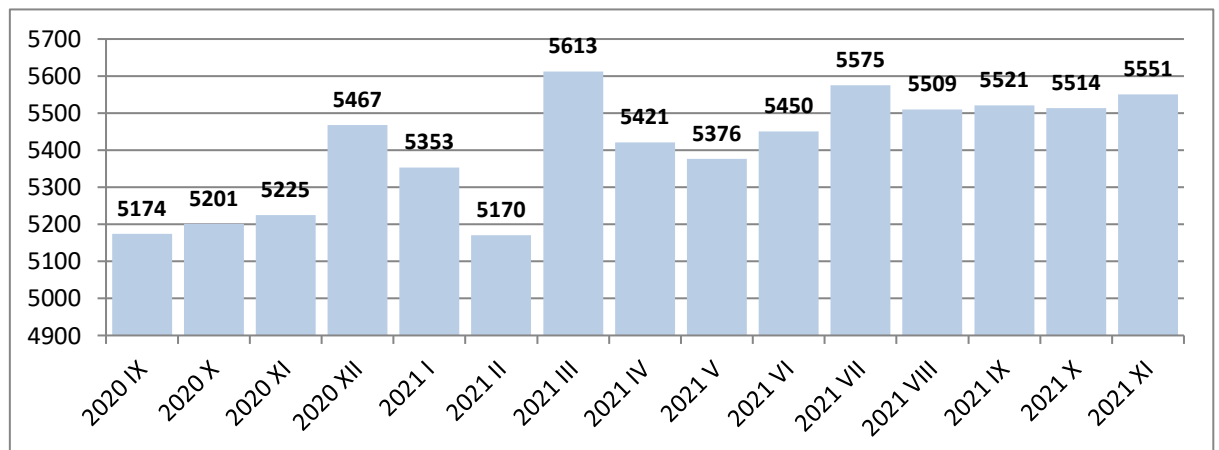
### Employment in thous.

<b>2021 XI</b>	<b>215</b>
Previous period = 100	100,0
Corresponding period = 100	103,4
<b>2021 I - XI</b>	<b>214</b>
Corresponding period = 100	104,4
<b>2020 I - XI</b>	<b>205</b>
<b>2020 I - XII</b>	<b>206</b>
Corresponding period = 100	97,6
<b>2019 I - XII</b>	<b>211</b>



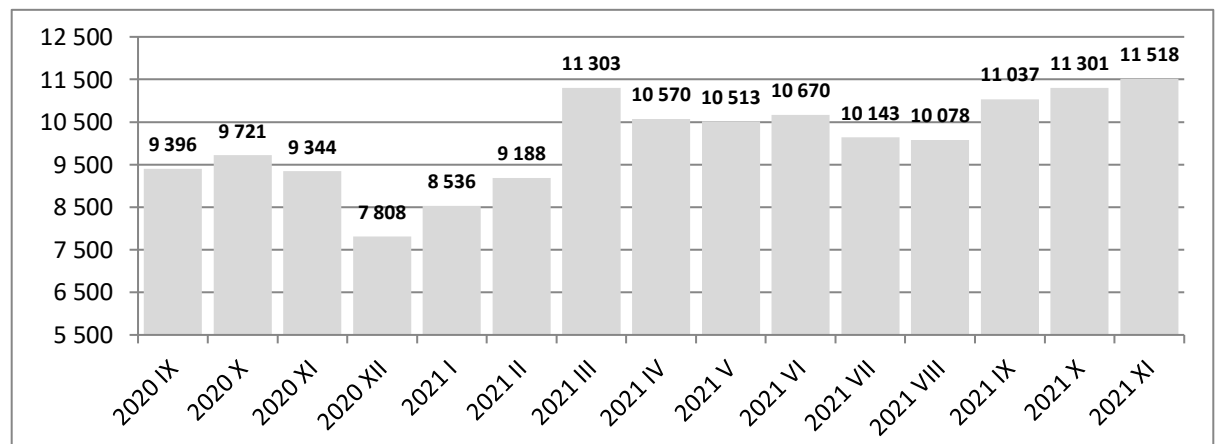
### Wages in PLN

<b>2021 XI</b>	<b>5551</b>
Previous period = 100	100,7
Corresponding period = 100	106,2
<b>2021 I - XI</b>	<b>5483</b>
Corresponding period = 100	108,8
<b>2020 I - XI</b>	<b>5039</b>
<b>2020 I - XII</b>	<b>5080</b>
Corresponding period = 100	104,7
<b>2019 I - XII</b>	<b>4852</b>



### Sales million PLN

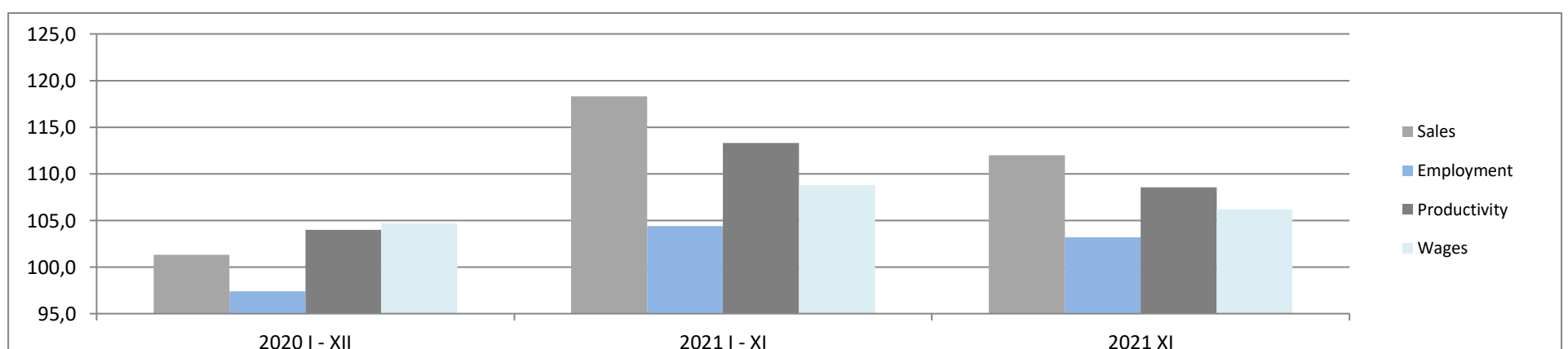
<b>2021 XI</b>	<b>11 518</b>
Previous period = 100	100,8
Corresponding period = 100	112,0
<b>2021 I - XI</b>	<b>114 992</b>
Corresponding period = 100	118,3
<b>2020 I - XI</b>	<b>92 109</b>
<b>2020 I - XII</b>	<b>99 973</b>
Corresponding period = 100	101,3
<b>2019 I - XII</b>	<b>99 813</b>



### Compare key data

		<b>2019 I - XII</b>	<b>2020 I - XII</b>	<b>2020 I - XI</b>	<b>2021 I - XI</b>	<b>2021 XI</b>
Sales	million PLN	99 813	99 973	92 109	114 992	11 518
Sales per employed	thous. PLN	473	485	449	537	54
Employment	in thous.	211	206	205	214	215
Wages	in PLN	4852	5080	5039	5483	5551
			<b>2020 I - XII</b>		<b>2021 I - XI</b>	<b>2021 XI</b>
Sales	Corresponding period = 100		101,3		118,3	112,0
Employment	Corresponding period = 100		97,4		104,4	103,2
Productivity	Corresponding period = 100		104,0		113,3	108,5
Wages	Corresponding period = 100		104,7		108,8	106,2

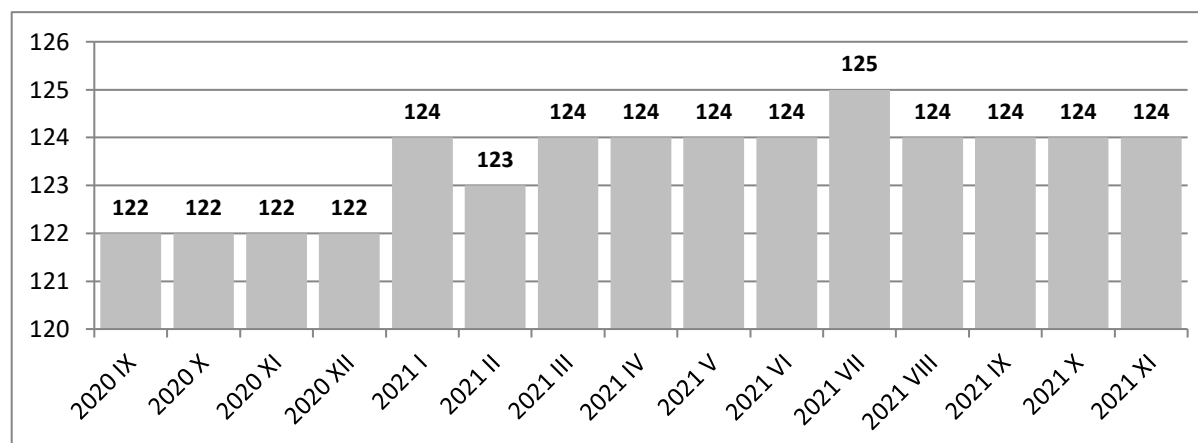
### Comparison of sales, employment, productivity and wage dynamics for selected periods (corresponding = 100)



## Manufacture of other nonmetallic mineral products

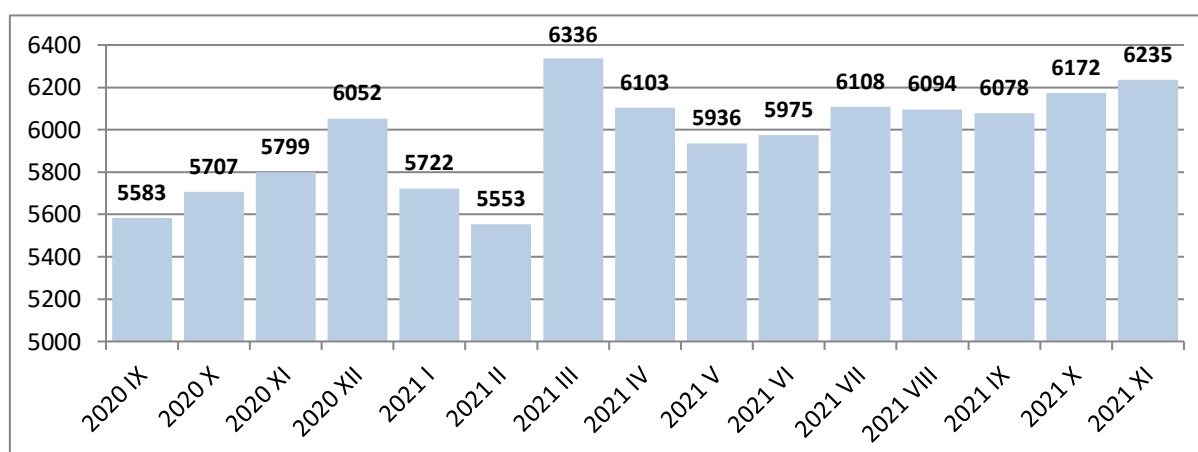
### Employment in thous.

<b>2021 XI</b>	<b>124</b>
Previous period = 100	100,0
Corresponding period = 100	101,6
<b>2021 I - XI</b>	<b>124</b>
Corresponding period = 100	101,6
<b>2020 I - XI</b>	<b>122</b>
<b>2020 I - XII</b>	<b>122</b>
Corresponding period = 100	99,2
<b>2019 I - XII</b>	<b>123</b>



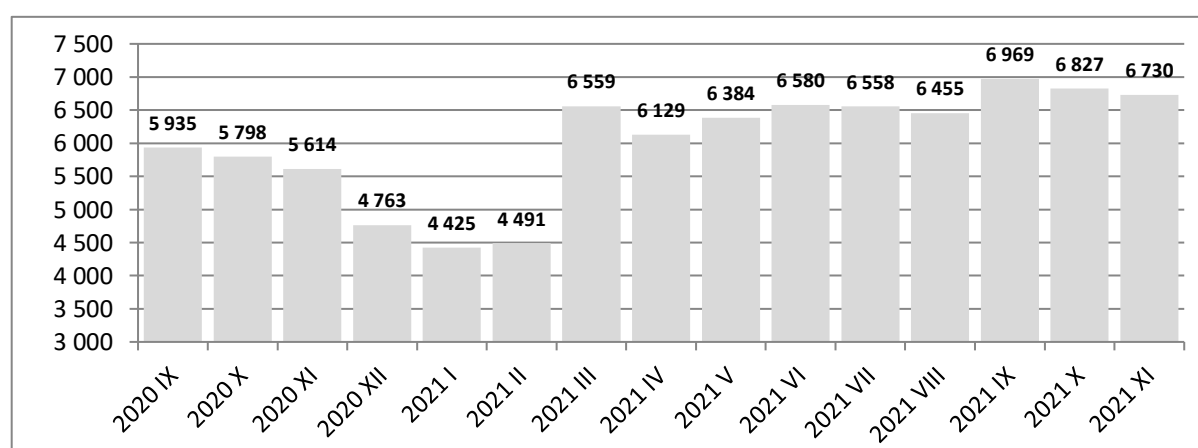
### Wages in PLN

<b>2021 XI</b>	<b>6235</b>
Previous period = 100	101,0
Corresponding period = 100	107,5
<b>2021 I - XI</b>	<b>6012</b>
Corresponding period = 100	107,6
<b>2020 I - XI</b>	<b>5588</b>
<b>2020 I - XII</b>	<b>5618</b>
Corresponding period = 100	105,1
<b>2019 I - XII</b>	<b>5345</b>



### Sales million PLN

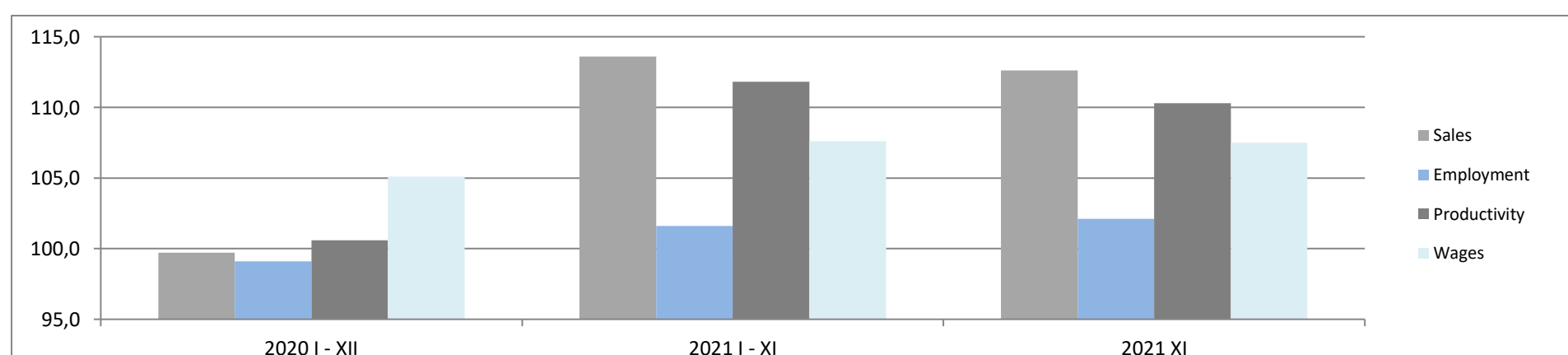
<b>2021 XI</b>	<b>6 730</b>
Previous period = 100	97,6
Corresponding period = 100	112,6
<b>2021 I - XI</b>	<b>68 165</b>
Corresponding period = 100	113,6
<b>2020 I - XI</b>	<b>58 410</b>
<b>2020 I - XII</b>	<b>63 240</b>
Corresponding period = 100	99,7
<b>2019 I - XII</b>	<b>63 012</b>



### Compare key data

		2019 I - XII	2020 I - XII	2020 I - XI	2021 I - XI	2021 XI
Sales	million PLN	63 012	63 240	58 410	68 165	6 730
Sales per employed	thous. PLN	512	518	479	550	54
Employment	in thous.	123	122	122	124	124
Wages	in PLN	5345	5618	5588	6012	6235
			2020 I - XII	2021 I - XI	2021 XI	
Sales	Corresponding period = 100		99,7	113,6	112,6	
Employment	Corresponding period = 100		99,1	101,6	102,1	
Productivity	Corresponding period = 100		100,6	111,8	110,3	
Wages	Corresponding period = 100		105,1	107,6	107,5	

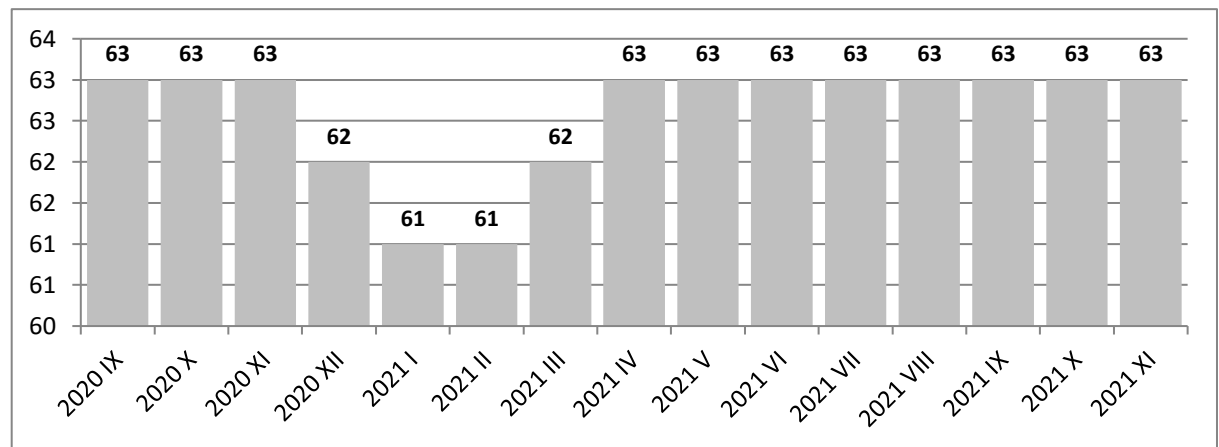
### Comparison of sales, employment, productivity and wage dynamics for selected periods (corresponding = 100)



## Manufacture of basic metals

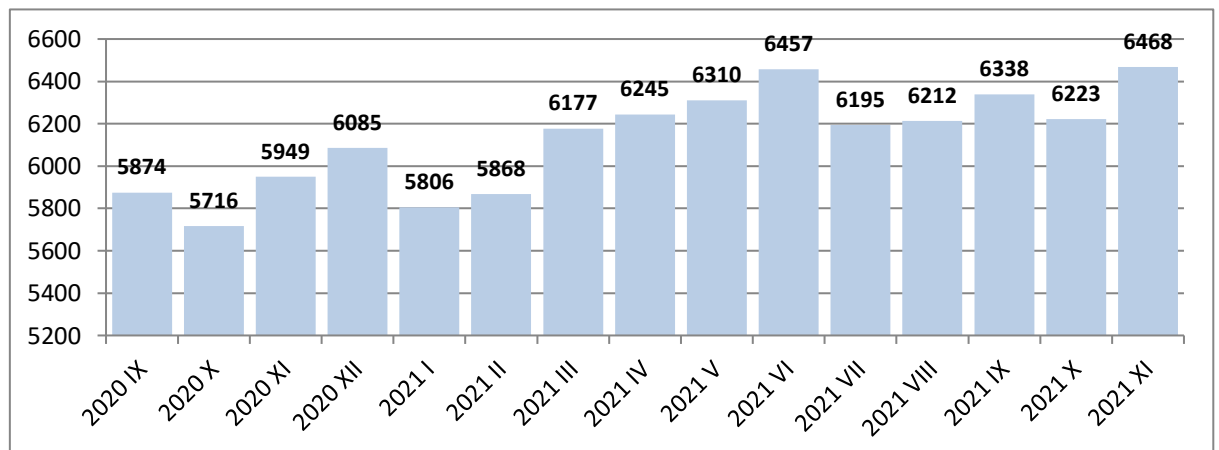
### Employment in thous.

<b>2021 XI</b>	<b>63</b>
Previous period = 100	100,0
Corresponding period = 100	100,0
<b>2021 I - XI</b>	<b>63</b>
Corresponding period = 100	100,0
<b>2020 I - XI</b>	<b>63</b>
<b>2020 I - XII</b>	<b>63</b>
Corresponding period = 100	95,5
<b>2019 I - XII</b>	<b>66</b>



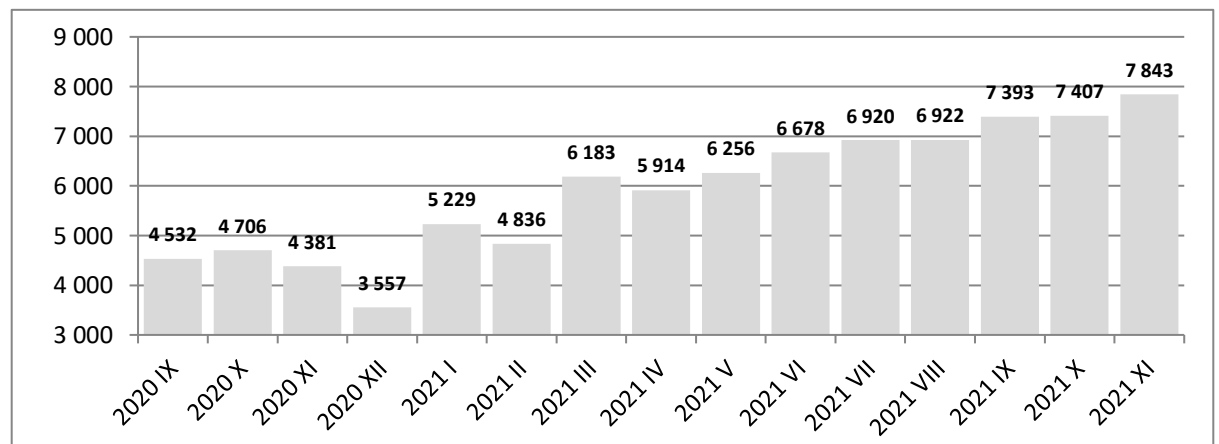
### Wages in PLN

<b>2021 XI</b>	<b>6468</b>
Previous period = 100	103,9
Corresponding period = 100	108,7
<b>2021 I - XI</b>	<b>6217</b>
Corresponding period = 100	110,2
<b>2020 I - XI</b>	<b>5644</b>
<b>2020 I - XII</b>	<b>5676</b>
Corresponding period = 100	102,4
<b>2019 I - XII</b>	<b>5545</b>



### Sales million PLN

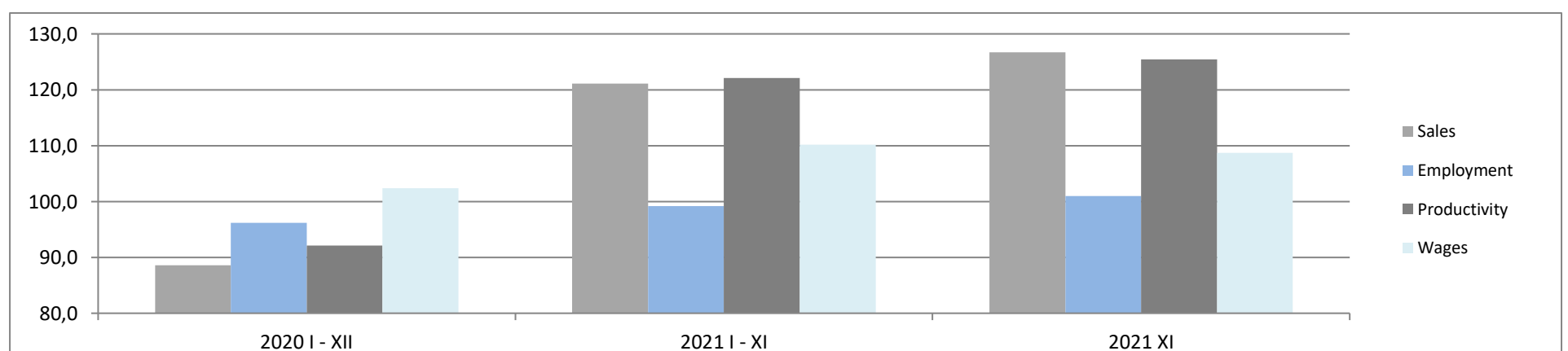
<b>2021 XI</b>	<b>7 843</b>
Previous period = 100	104,8
Corresponding period = 100	126,7
<b>2021 I - XI</b>	<b>70 443</b>
Corresponding period = 100	121,1
<b>2020 I - XI</b>	<b>45 739</b>
<b>2020 I - XII</b>	<b>49 427</b>
Corresponding period = 100	88,6
<b>2019 I - XII</b>	<b>58 615</b>



### Compare key data

		<b>2019 I - XII</b>	<b>2020 I - XII</b>	<b>2020 I - XI</b>	<b>2021 I - XI</b>	<b>2021 XI</b>
Sales	million PLN	58 615	49 427	45 739	70 443	7 843
Sales per employed	thous. PLN	888	785	726	1118	124
Employment	in thous.	66	63	63	63	63
Wages	in PLN	5545	5676	5644	6217	6468
			<b>2020 I - XII</b>	<b>2021 I - XI</b>	<b>2021 XI</b>	
Sales	Corresponding period = 100		88,6	121,1	126,7	
Employment	Corresponding period = 100		96,2	99,2	101,0	
Productivity	Corresponding period = 100		92,1	122,1	125,4	
Wages	Corresponding period = 100		102,4	110,2	108,7	

### Comparison of sales, employment, productivity and wage dynamics for selected periods (corresponding = 100)

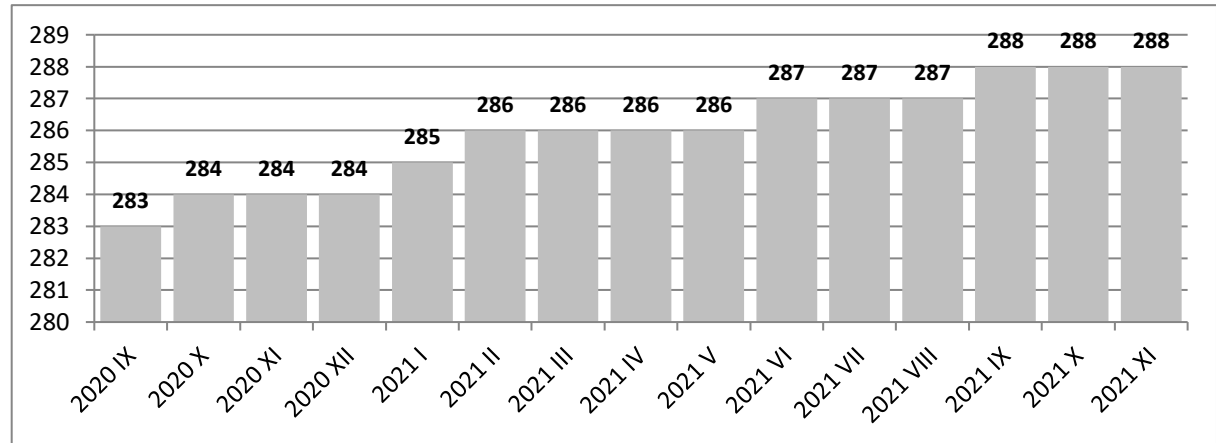




## Manufacture of metal products

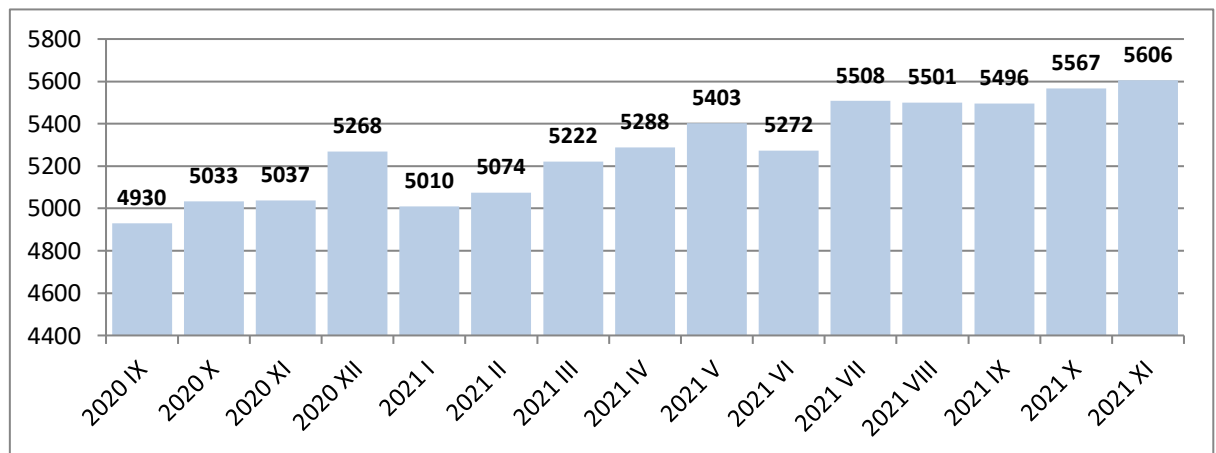
### Employment in thous.

<b>2021 XI</b>	<b>288</b>
Previous period = 100	100,0
Corresponding period = 100	101,4
<b>2021 I - XI</b>	<b>287</b>
Corresponding period = 100	100,3
<b>2020 I - XI</b>	<b>286</b>
<b>2020 I - XII</b>	<b>286</b>
Corresponding period = 100	99,3
<b>2019 I - XII</b>	<b>288</b>



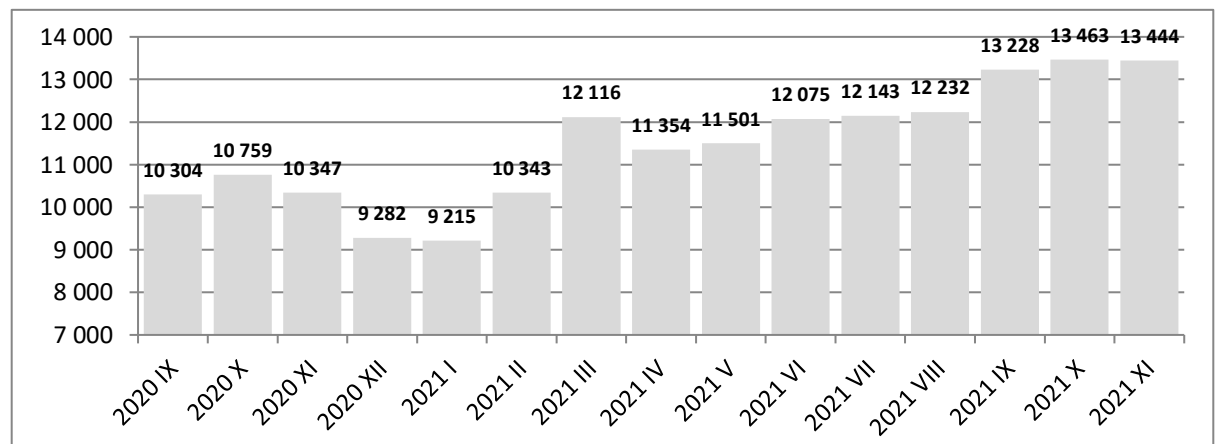
### Wages in PLN

<b>2021 XI</b>	<b>5606</b>
Previous period = 100	100,7
Corresponding period = 100	111,3
<b>2021 I - XI</b>	<b>5395</b>
Corresponding period = 100	111,8
<b>2020 I - XI</b>	<b>4824</b>
<b>2020 I - XII</b>	<b>4878</b>
Corresponding period = 100	101,9
<b>2019 I - XII</b>	<b>4789</b>



### Sales million PLN

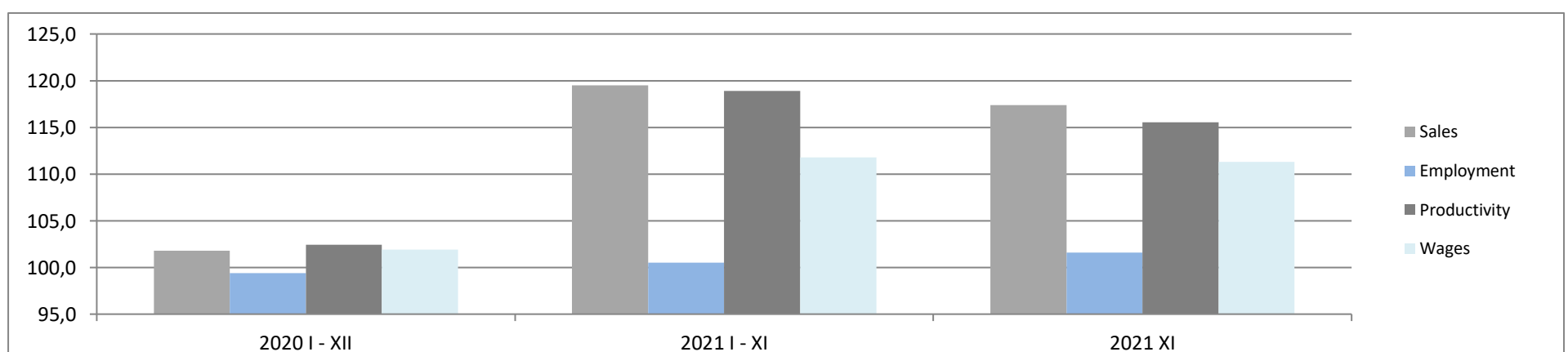
<b>2021 XI</b>	<b>13 444</b>
Previous period = 100	99,6
Corresponding period = 100	117,4
<b>2021 I - XI</b>	<b>132 506</b>
Corresponding period = 100	119,5
<b>2020 I - XI</b>	<b>104 160</b>
<b>2020 I - XII</b>	<b>113 642</b>
Corresponding period = 100	101,8
<b>2019 I - XII</b>	<b>111 442</b>



### Compare key data

		<b>2019 I - XII</b>	<b>2020 I - XII</b>	<b>2020 I - XI</b>	<b>2021 I - XI</b>	<b>2021 XI</b>
Sales	million PLN	111 442	113 642	104 160	132 506	13 444
Sales per employed	thous. PLN	387	397	364	462	47
Employment	in thous.	288	286	286	287	288
Wages	in PLN	4789	4878	4824	5395	5606
			<b>2020 I - XII</b>		<b>2021 I - XI</b>	<b>2021 XI</b>
Sales	Corresponding period = 100		101,8		119,5	117,4
Employment	Corresponding period = 100		99,4		100,5	101,6
Productivity	Corresponding period = 100		102,4		118,9	115,6
Wages	Corresponding period = 100		101,9		111,8	111,3

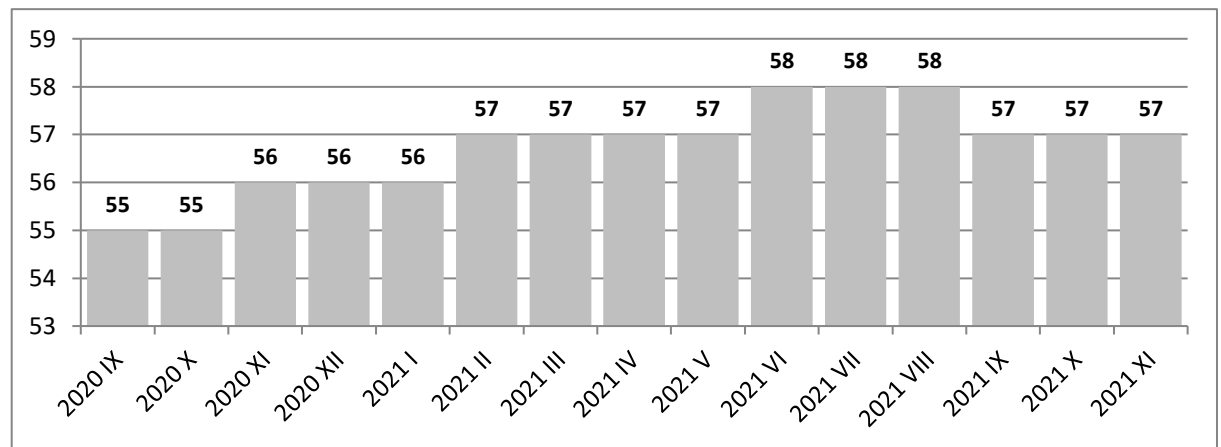
### Comparison of sales, employment, productivity and wage dynamics for selected periods (corresponding = 100)



## Manufacture of computer, electronic and optical products

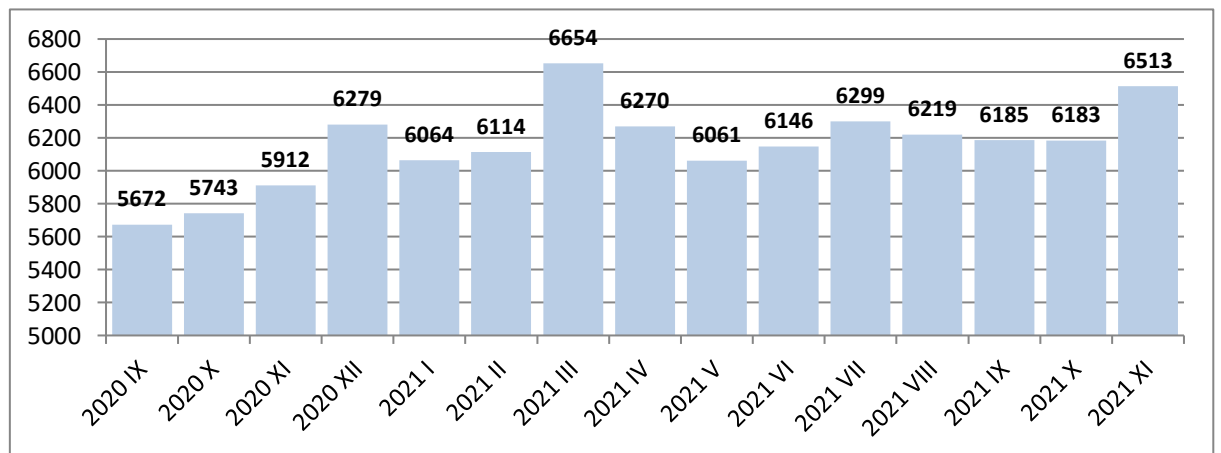
### Employment in thous.

<b>2021 XI</b>	<b>57</b>
Previous period = 100	100,0
Corresponding period = 100	101,8
<b>2021 I - XI</b>	<b>57</b>
Corresponding period = 100	101,8
<b>2020 I - XI</b>	<b>56</b>
<b>2020 I - XII</b>	<b>56</b>
Corresponding period = 100	98,2
<b>2019 I - XII</b>	<b>57</b>



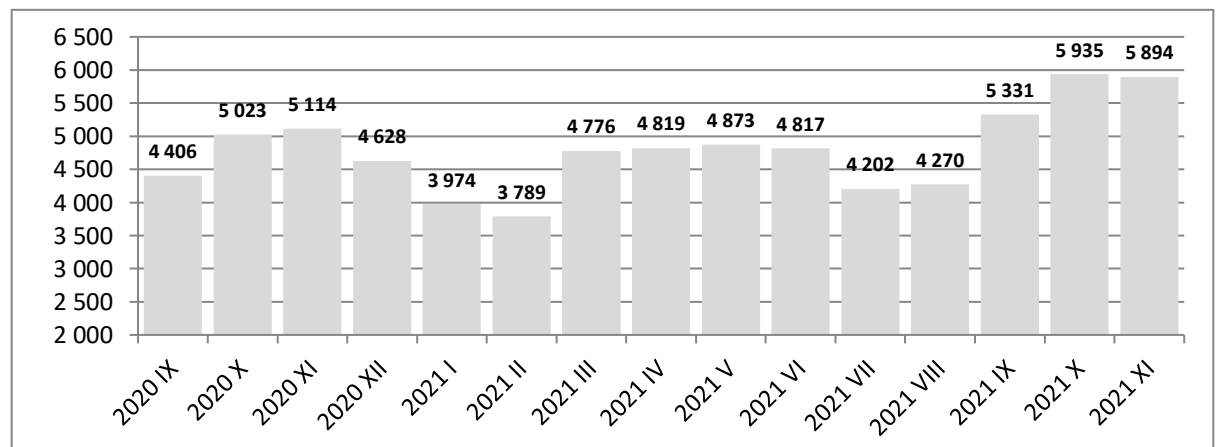
### Wages in PLN

<b>2021 XI</b>	<b>6513</b>
Previous period = 100	105,3
Corresponding period = 100	110,2
<b>2021 I - XI</b>	<b>6224</b>
Corresponding period = 100	109,7
<b>2020 I - XI</b>	<b>5673</b>
<b>2020 I - XII</b>	<b>5722</b>
Corresponding period = 100	105,6
<b>2019 I - XII</b>	<b>5418</b>



### Sales million PLN

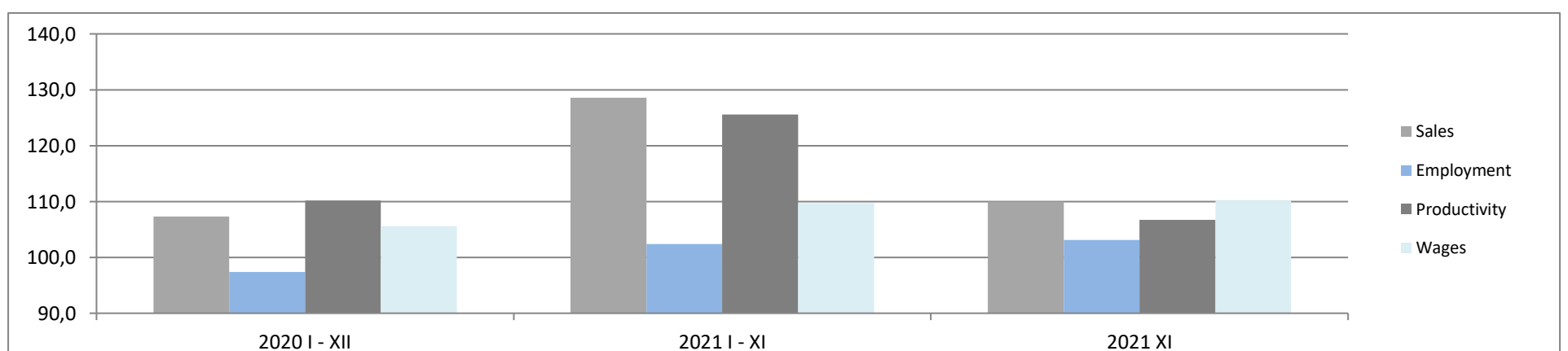
<b>2021 XI</b>	<b>5 894</b>
Previous period = 100	99,2
Corresponding period = 100	110,0
<b>2021 I - XI</b>	<b>52 681</b>
Corresponding period = 100	128,6
<b>2020 I - XI</b>	<b>39 445</b>
<b>2020 I - XII</b>	<b>44 099</b>
Corresponding period = 100	107,3
<b>2019 I - XII</b>	<b>41 681</b>



### Compare key data

		2019 I - XII	2020 I - XII	2020 I - XI	2021 I - XI	2021 XI
Sales	million PLN	41 681	44 099	39 445	52 681	5 894
Sales per employed	thous. PLN	731	787	704	924	103
Employment	in thous.	57	56	56	57	57
Wages	in PLN	5418	5722	5673	6224	6513
			2020 I - XII	2021 I - XI	2021 XI	
Sales	Corresponding period = 100		107,3	128,6	110,0	
Employment	Corresponding period = 100		97,4	102,4	103,1	
Productivity	Corresponding period = 100		110,2	125,6	106,7	
Wages	Corresponding period = 100		105,6	109,7	110,2	

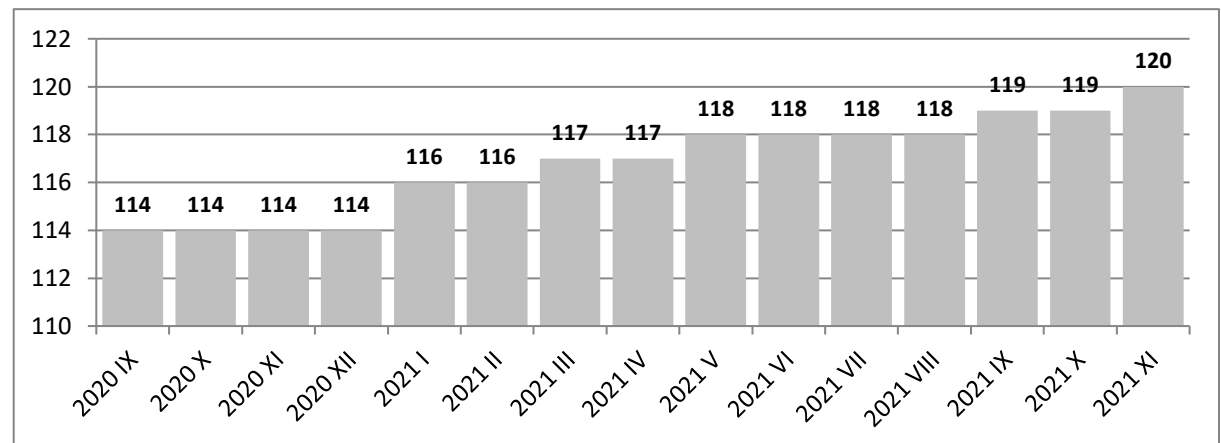
### Comparison of sales, employment, productivity and wage dynamics for selected periods (corresponding = 100)



## Manufacture of electrical equipment

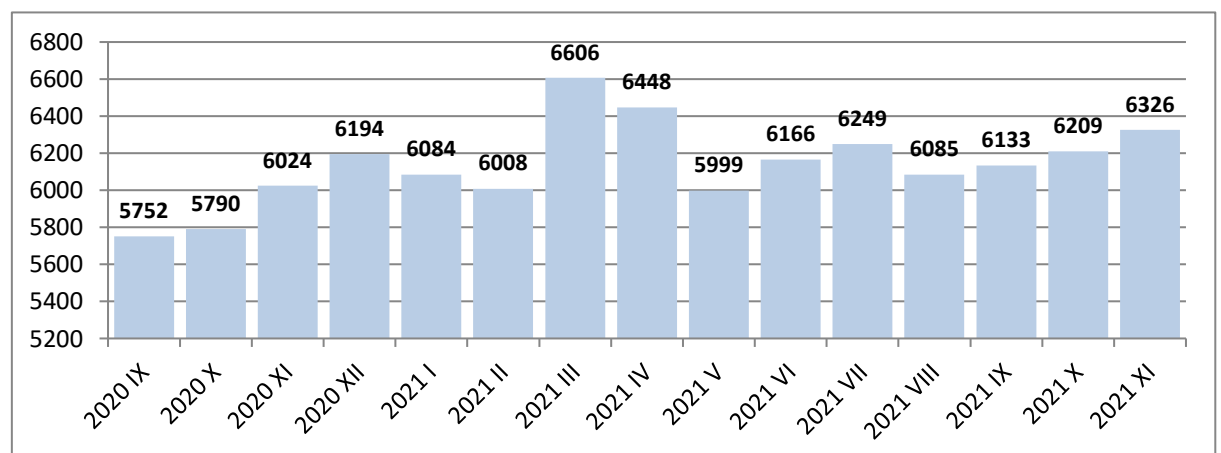
### Employment in thous.

<b>2021 XI</b>	<b>120</b>
Previous period = 100	100,8
Corresponding period = 100	105,3
<b>2021 I - XI</b>	<b>118</b>
Corresponding period = 100	103,5
<b>2020 I - XI</b>	<b>114</b>
<b>2020 I - XII</b>	<b>114</b>
Corresponding period = 100	100,0
<b>2019 I - XII</b>	<b>114</b>



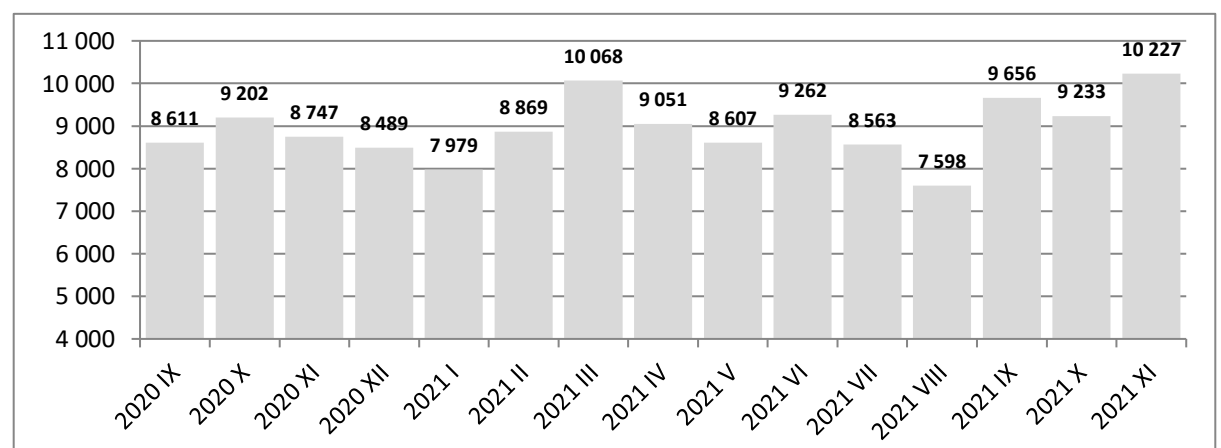
### Wages in PLN

<b>2021 XI</b>	<b>6326</b>
Previous period = 100	101,9
Corresponding period = 100	105,0
<b>2021 I - XI</b>	<b>6228</b>
Corresponding period = 100	109,8
<b>2020 I - XI</b>	<b>5674</b>
<b>2020 I - XII</b>	<b>5714</b>
Corresponding period = 100	108,2
<b>2019 I - XII</b>	<b>5282</b>



### Sales million PLN

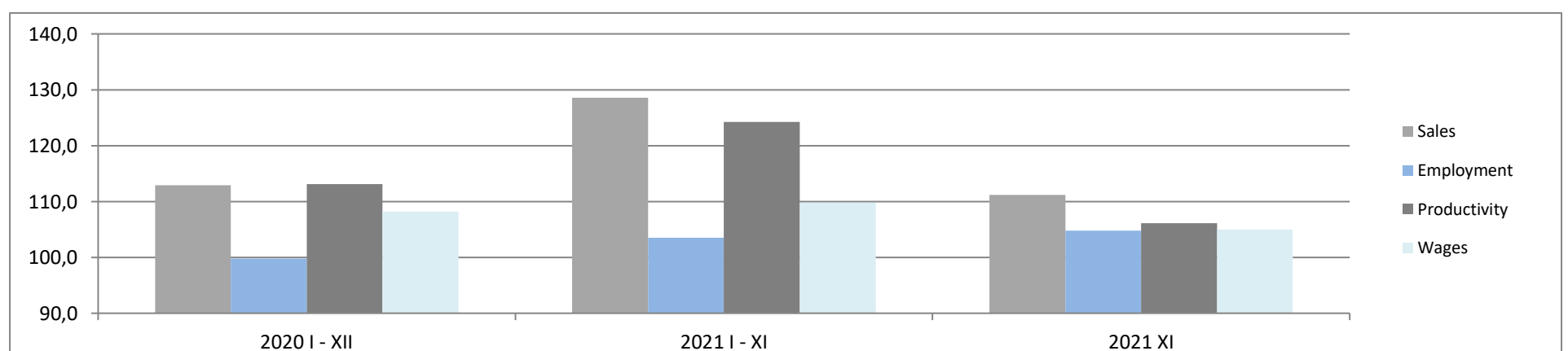
<b>2021 XI</b>	<b>10 227</b>
Previous period = 100	110,1
Corresponding period = 100	111,2
<b>2021 I - XI</b>	<b>98 782</b>
Corresponding period = 100	128,6
<b>2020 I - XI</b>	<b>75 032</b>
<b>2020 I - XII</b>	<b>83 527</b>
Corresponding period = 100	112,9
<b>2019 I - XII</b>	<b>73 018</b>



### Compare key data

		2019 I - XII	2020 I - XII	2020 I - XI	2021 I - XI	2021 XI
Sales	million PLN	73 018	83 527	75 032	98 782	10 227
Sales per employed	thous. PLN	641	733	658	837	85
Employment	in thous.	114	114	114	118	120
Wages	in PLN	5282	5714	5674	6228	6326
<b>2020 I - XII</b>						
Sales	Corresponding period = 100		112,9		128,6	111,2
Employment	Corresponding period = 100		99,8		103,5	104,8
Productivity	Corresponding period = 100		113,1		124,3	106,1
Wages	Corresponding period = 100		108,2		109,8	105,0
<b>2021 I - XI</b>						

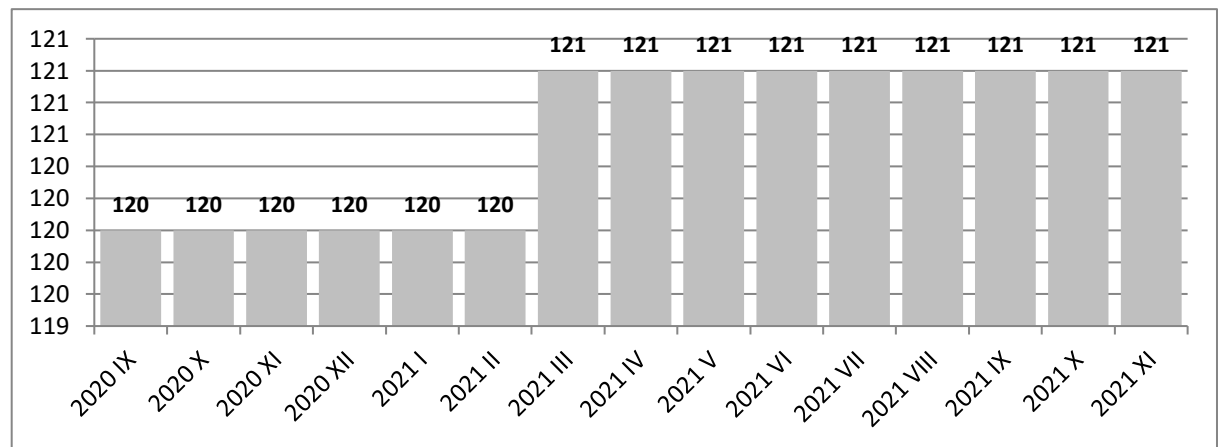
### Comparison of sales, employment, productivity and wage dynamics for selected periods (corresponding = 100)



## Manufacture of machinery and equipment n.e.c.

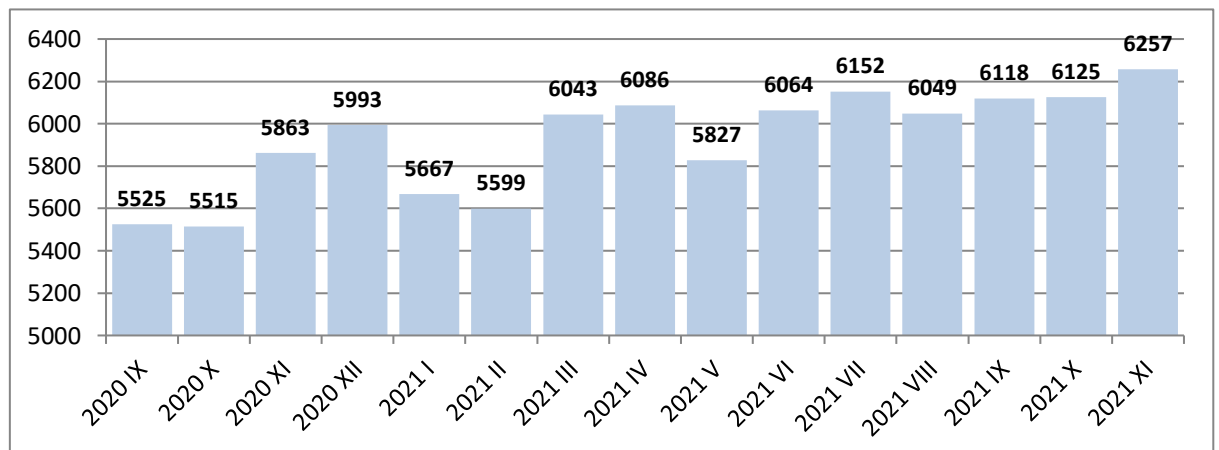
### Employment in thous.

<b>2021 XI</b>	<b>121</b>
Previous period = 100	100,0
Corresponding period = 100	100,8
<b>2021 I - XI</b>	<b>121</b>
Corresponding period = 100	100,0
<b>2020 I - XI</b>	<b>121</b>
<b>2020 I - XII</b>	<b>121</b>
Corresponding period = 100	95,3
<b>2019 I - XII</b>	<b>127</b>



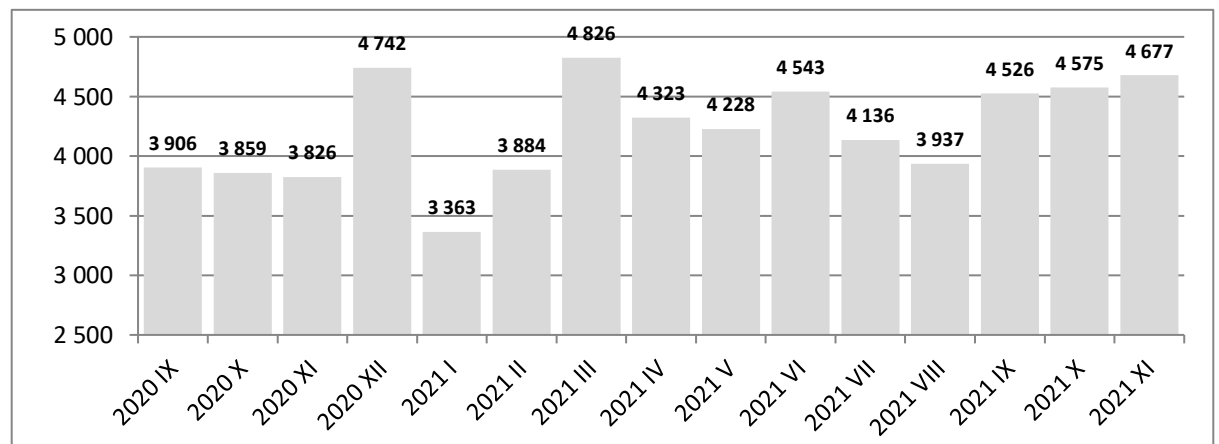
### Wages in PLN

<b>2021 XI</b>	<b>6257</b>
Previous period = 100	102,2
Corresponding period = 100	106,7
<b>2021 I - XI</b>	<b>5998</b>
Corresponding period = 100	110,6
<b>2020 I - XI</b>	<b>5425</b>
<b>2020 I - XII</b>	<b>5470</b>
Corresponding period = 100	102,4
<b>2019 I - XII</b>	<b>5342</b>



### Sales million PLN

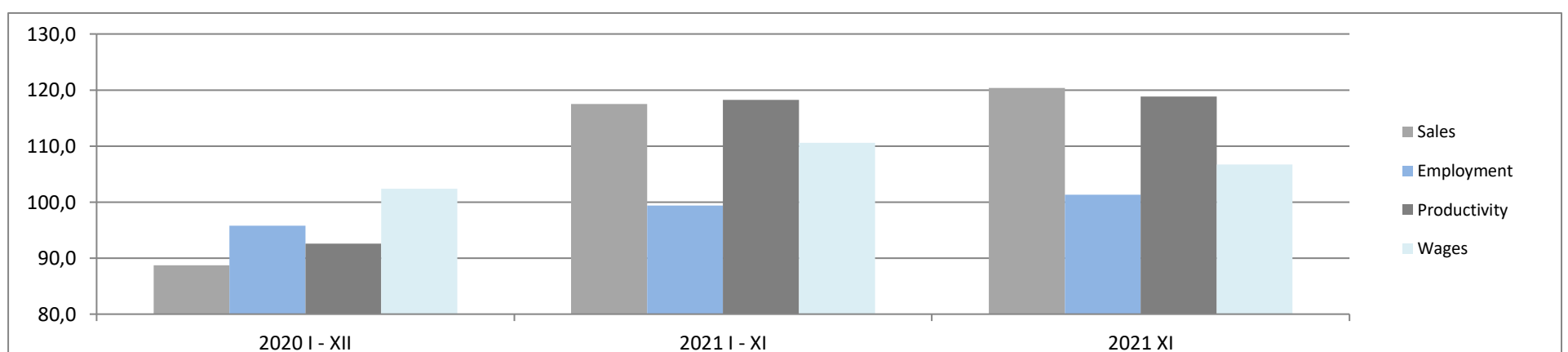
<b>2021 XI</b>	<b>4 677</b>
Previous period = 100	101,8
Corresponding period = 100	120,4
<b>2021 I - XI</b>	<b>47 354</b>
Corresponding period = 100	117,5
<b>2020 I - XI</b>	<b>40 125</b>
<b>2020 I - XII</b>	<b>44 896</b>
Corresponding period = 100	88,7
<b>2019 I - XII</b>	<b>50 258</b>



### Compare key data

		2019 I - XII	2020 I - XII	2020 I - XI	2021 I - XI	2021 XI
Sales	million PLN	50 258	44 896	40 125	47 354	4 677
Sales per employed	thous. PLN	396	371	332	391	39
Employment	in thous.	127	121	121	121	121
Wages	in PLN	5342	5470	5425	5998	6257
			2020 I - XII	2021 I - XI	2021 XI	
Sales	Corresponding period = 100		88,7	117,5	120,4	
Employment	Corresponding period = 100		95,8	99,4	101,3	
Productivity	Corresponding period = 100		92,6	118,2	118,9	
Wages	Corresponding period = 100		102,4	110,6	106,7	

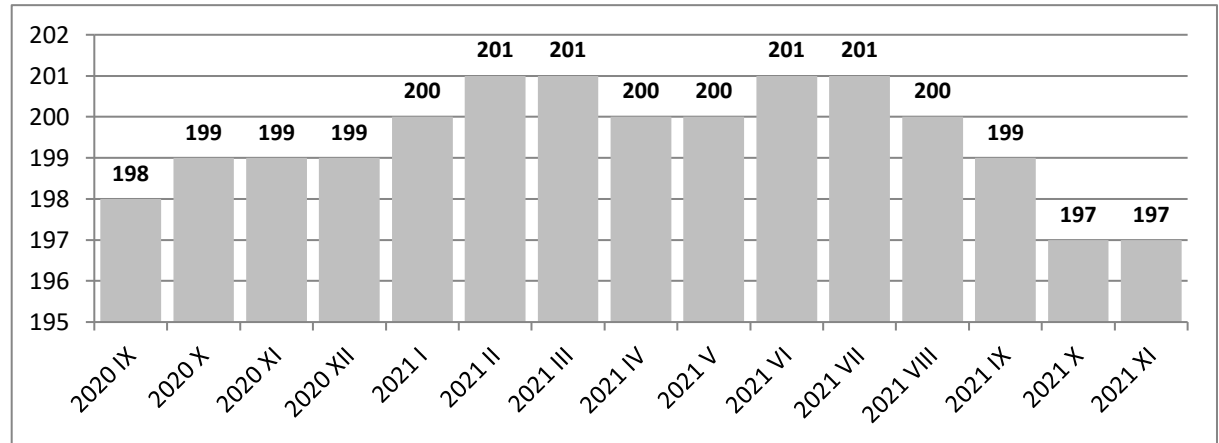
### Comparison of sales, employment, productivity and wage dynamics for selected periods (corresponding = 100)



## Manufacture of motor vehicles, trailers and semitrailers

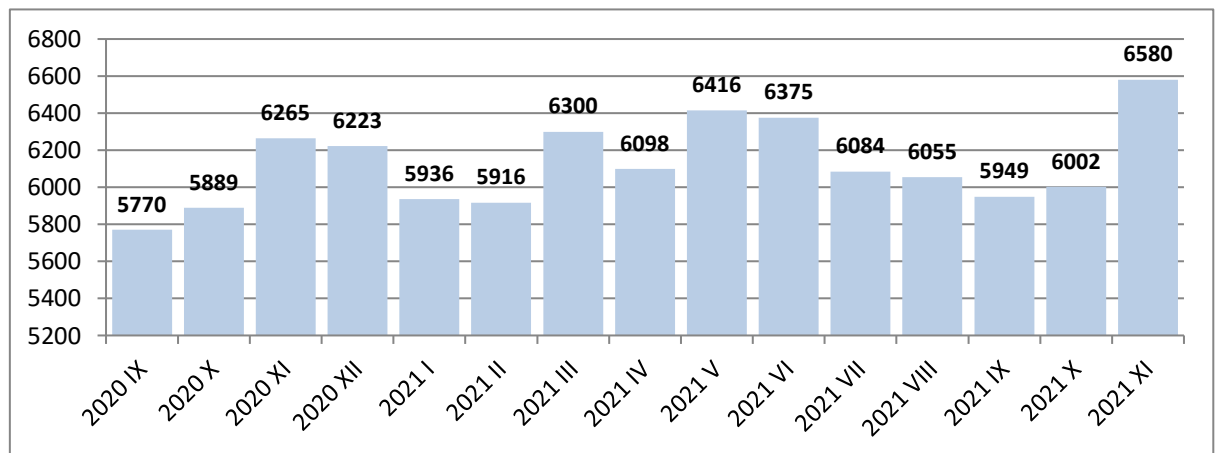
### Employment in thous.

<b>2021 XI</b>	<b>197</b>
Previous period = 100	100,0
Corresponding period = 100	99,0
<b>2021 I - XI</b>	<b>200</b>
Corresponding period = 100	100,0
<b>2020 I - XI</b>	<b>200</b>
<b>2020 I - XII</b>	<b>200</b>
Corresponding period = 100	95,2
<b>2019 I - XII</b>	<b>210</b>



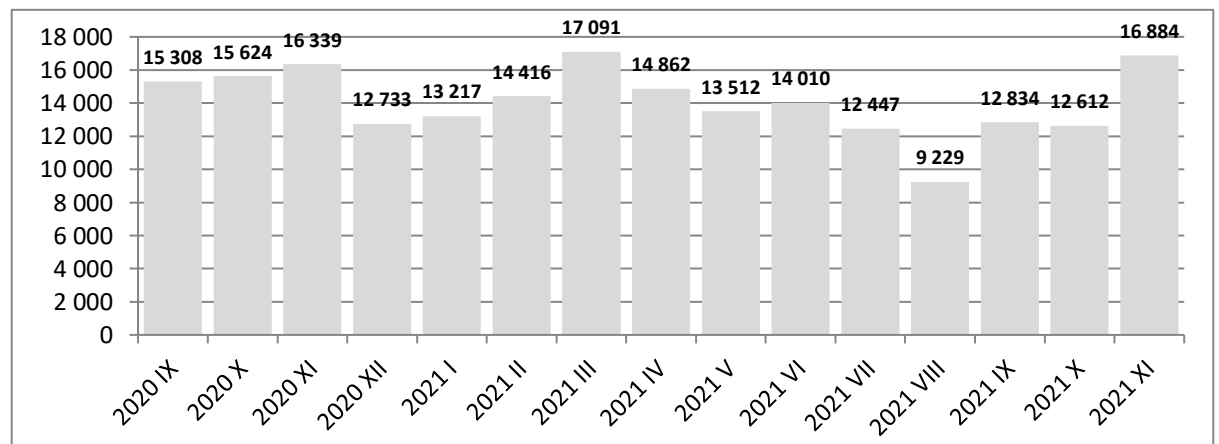
### Wages in PLN

<b>2021 XI</b>	<b>6580</b>
Previous period = 100	109,6
Corresponding period = 100	105,0
<b>2021 I - XI</b>	<b>6179</b>
Corresponding period = 100	109,0
<b>2020 I - XI</b>	<b>5668</b>
<b>2020 I - XII</b>	<b>5735</b>
Corresponding period = 100	102,3
<b>2019 I - XII</b>	<b>5608</b>



### Sales million PLN

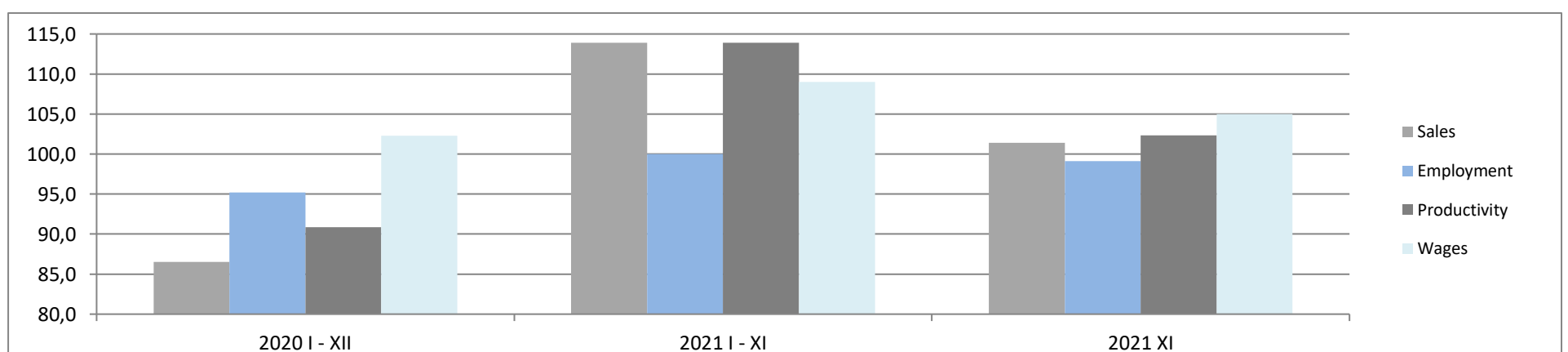
<b>2021 XI</b>	<b>16 884</b>
Previous period = 100	132,9
Corresponding period = 100	101,4
<b>2021 I - XI</b>	<b>151 547</b>
Corresponding period = 100	113,9
<b>2020 I - XI</b>	<b>130 496</b>
<b>2020 I - XII</b>	<b>143 206</b>
Corresponding period = 100	86,5
<b>2019 I - XII</b>	<b>160 401</b>



### Compare key data

		2019 I - XII	2020 I - XII	2020 I - XI	2021 I - XI	2021 XI
Sales	million PLN	160 401	143 206	130 496	151 547	16 884
Sales per employed	thous. PLN	764	716	652	758	86
Employment	in thous.	210	200	200	200	197
Wages	in PLN	5608	5735	5668	6179	6580
			2020 I - XII	2021 I - XI	2021 XI	
Sales	Corresponding period = 100		86,5	113,9	101,4	
Employment	Corresponding period = 100		95,2	100,0	99,1	
Productivity	Corresponding period = 100		90,9	113,9	102,3	
Wages	Corresponding period = 100		102,3	109,0	105,0	

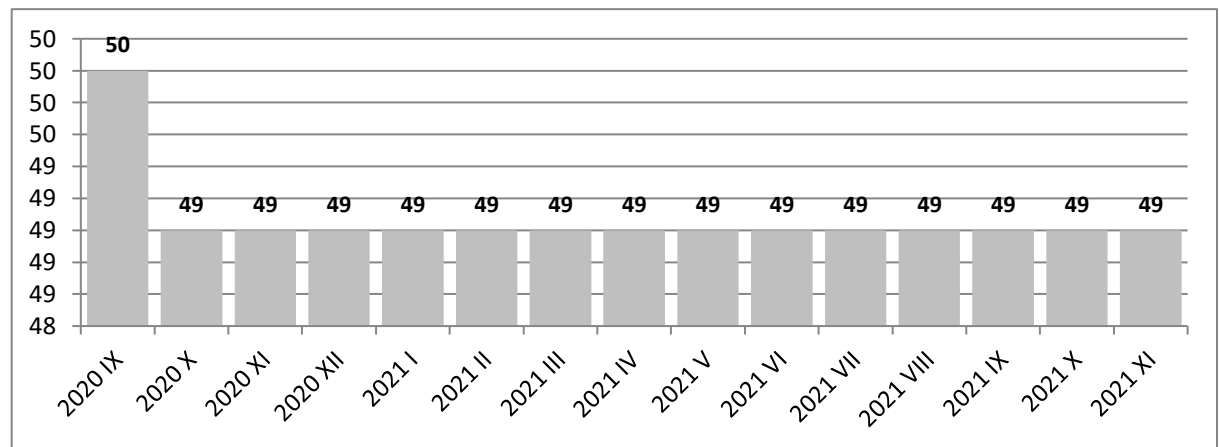
### Comparison of sales, employment, productivity and wage dynamics for selected periods (corresponding = 100)



## Manufacture of other transport equipment

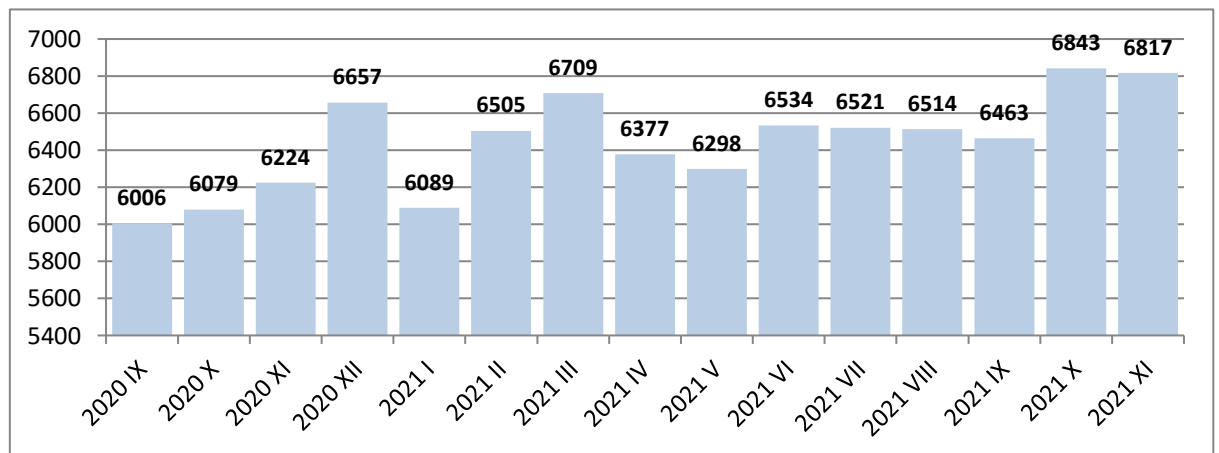
### Employment in thous.

<b>2021 XI</b>	<b>49</b>
Previous period = 100	100,0
Corresponding period = 100	100,0
<b>2021 I - XI</b>	<b>49</b>
Corresponding period = 100	96,1
<b>2020 I - XI</b>	<b>51</b>
<b>2020 I - XII</b>	<b>51</b>
Corresponding period = 100	100,0
<b>2019 I - XII</b>	<b>51</b>



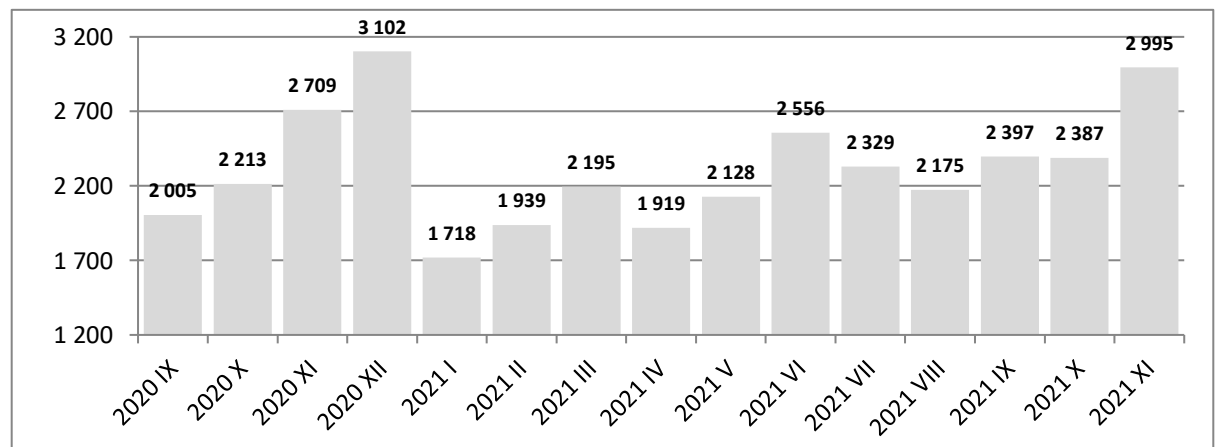
### Wages in PLN

<b>2021 XI</b>	<b>6817</b>
Previous period = 100	99,6
Corresponding period = 100	109,5
<b>2021 I - XI</b>	<b>6527</b>
Corresponding period = 100	108,2
<b>2020 I - XI</b>	<b>6034</b>
<b>2020 I - XII</b>	<b>6086</b>
Corresponding period = 100	102,5
<b>2019 I - XII</b>	<b>5936</b>



### Sales million PLN

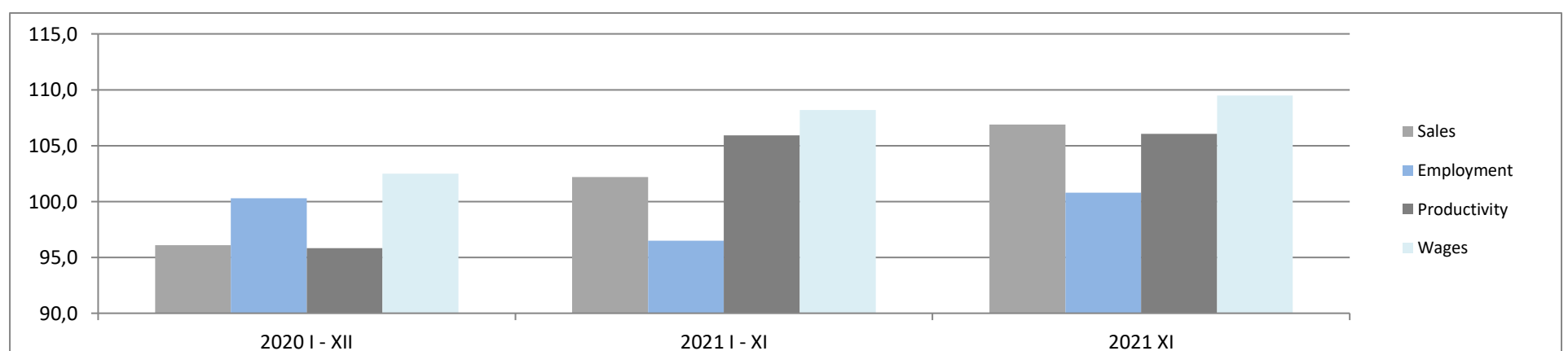
<b>2021 XI</b>	<b>2 995</b>
Previous period = 100	124,7
Corresponding period = 100	106,9
<b>2021 I - XI</b>	<b>24 954</b>
Corresponding period = 100	102,2
<b>2020 I - XI</b>	<b>23 812</b>
<b>2020 I - XII</b>	<b>27 142</b>
Corresponding period = 100	96,1
<b>2019 I - XII</b>	<b>27 416</b>



### Compare key data

		<b>2019 I - XII</b>	<b>2020 I - XII</b>	<b>2020 I - XI</b>	<b>2021 I - XI</b>	<b>2021 XI</b>
Sales	million PLN	27 416	27 142	23 812	24 954	2 995
Sales per employed	thous. PLN	538	532	467	509	61
Employment	in thous.	51	51	51	49	49
Wages	in PLN	5936	6086	6034	6527	6817
			<b>2020 I - XII</b>	<b>2021 I - XI</b>	<b>2021 XI</b>	
Sales	Corresponding period = 100		96,1	102,2	106,9	
Employment	Corresponding period = 100		100,3	96,5	100,8	
Productivity	Corresponding period = 100		95,8	105,9	106,1	
Wages	Corresponding period = 100		102,5	108,2	109,5	

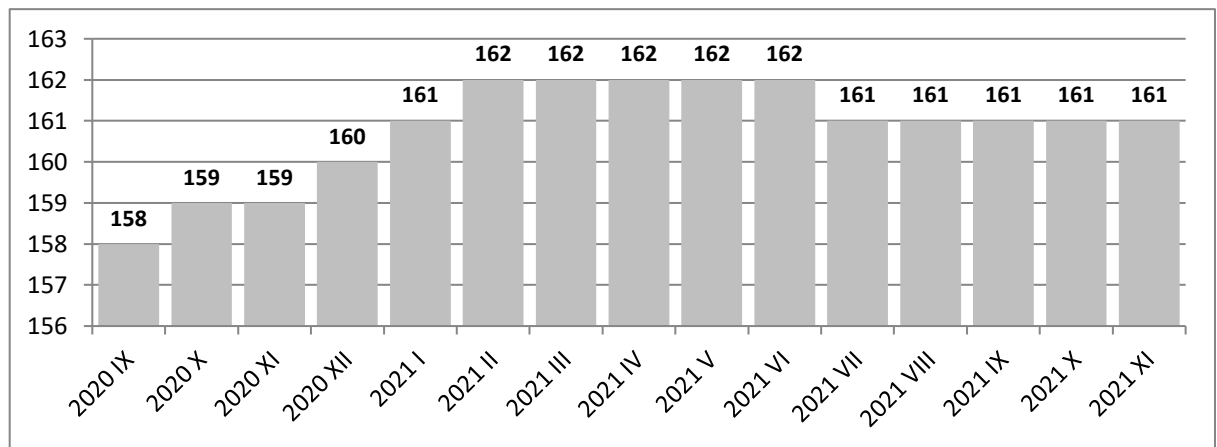
### Comparison of sales, employment, productivity and wage dynamics for selected periods (corresponding = 100)



## Manufacture of furniture

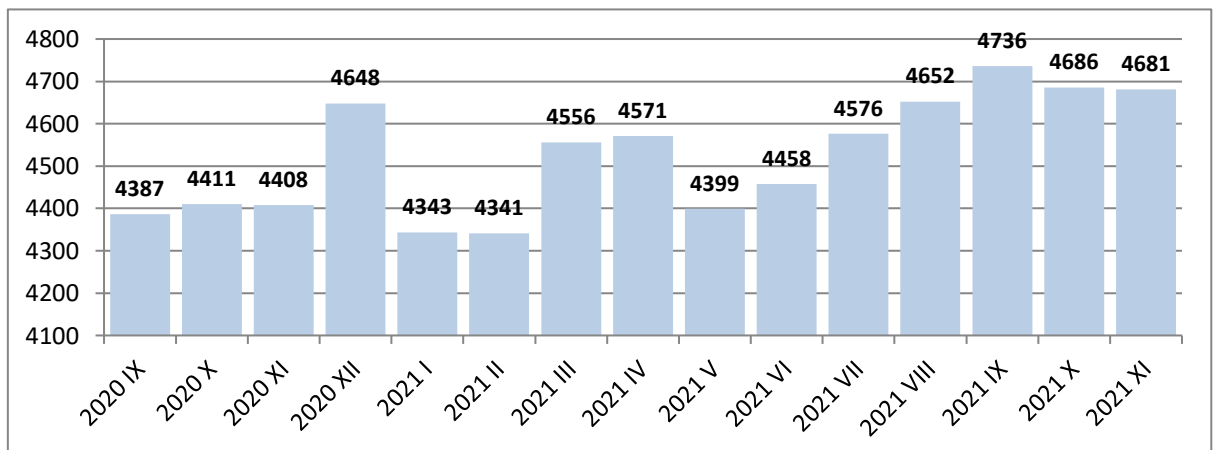
### Employment in thous.

<b>2021 XI</b>	<b>161</b>
Previous period = 100	100,0
Corresponding period = 100	101,3
<b>2021 I - XI</b>	<b>161</b>
Corresponding period = 100	103,2
<b>2020 I - XI</b>	<b>156</b>
<b>2020 I - XII</b>	<b>156</b>
Corresponding period = 100	96,3
<b>2019 I - XII</b>	<b>162</b>



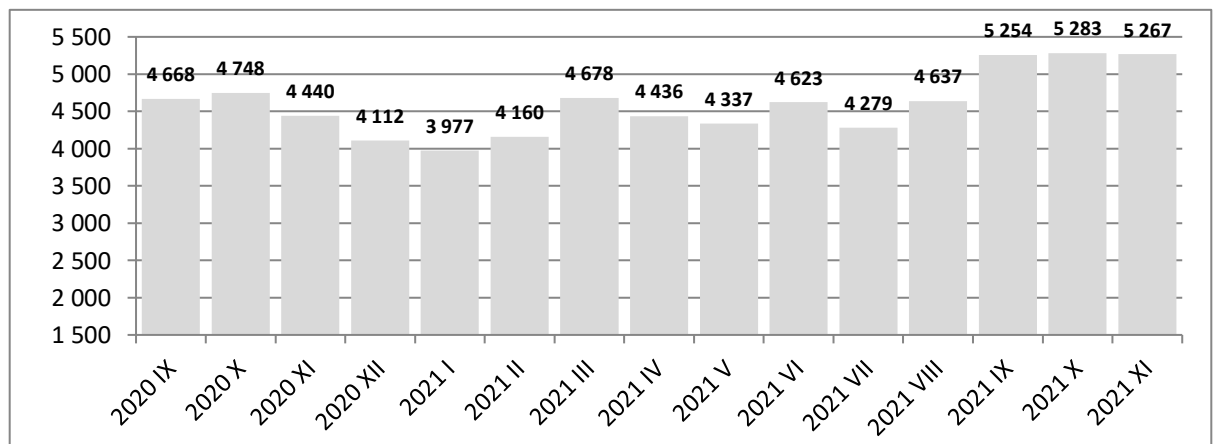
### Wages in PLN

<b>2021 XI</b>	<b>4681</b>
Previous period = 100	99,9
Corresponding period = 100	106,2
<b>2021 I - XI</b>	<b>4548</b>
Corresponding period = 100	109,8
<b>2020 I - XI</b>	<b>4143</b>
<b>2020 I - XII</b>	<b>4169</b>
Corresponding period = 100	105,2
<b>2019 I - XII</b>	<b>3961</b>



### Sales million PLN

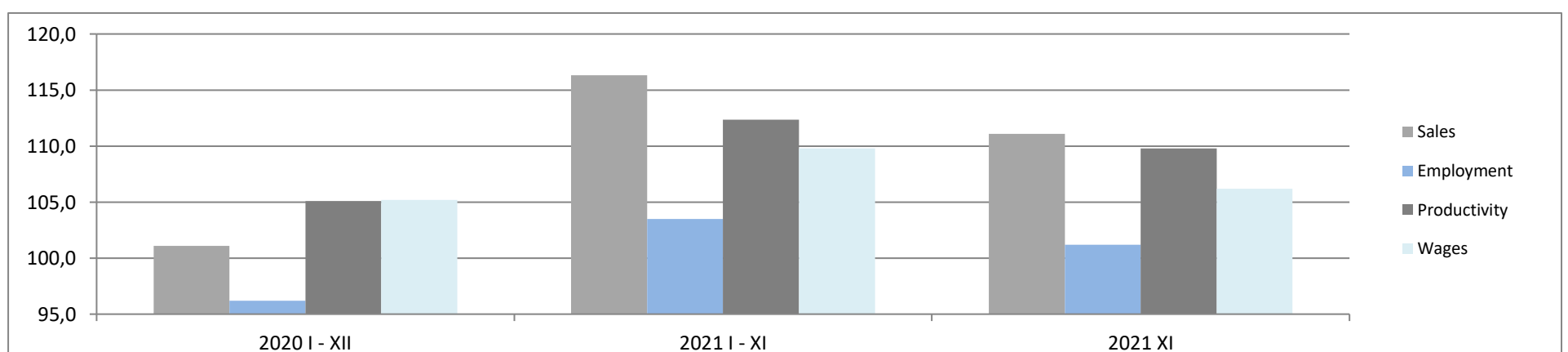
<b>2021 XI</b>	<b>5 267</b>
Previous period = 100	99,3
Corresponding period = 100	111,1
<b>2021 I - XI</b>	<b>50 982</b>
Corresponding period = 100	116,3
<b>2020 I - XI</b>	<b>42 464</b>
<b>2020 I - XII</b>	<b>46 656</b>
Corresponding period = 100	101,1
<b>2019 I - XII</b>	<b>46 595</b>



### Compare key data

		2019 I - XII	2020 I - XII	2020 I - XI	2021 I - XI	2021 XI
Sales	million PLN	46 595	46 656	42 464	50 982	5 267
Sales per employed	thous. PLN	288	299	272	317	33
Employment	in thous.	162	156	156	161	161
Wages	in PLN	3961	4169	4143	4548	4681
			2020 I - XII	2021 I - XI	2021 XI	
Sales	Corresponding period = 100		101,1	116,3	111,1	
Employment	Corresponding period = 100		96,2	103,5	101,2	
Productivity	Corresponding period = 100		105,1	112,4	109,8	
Wages	Corresponding period = 100		105,2	109,8	106,2	

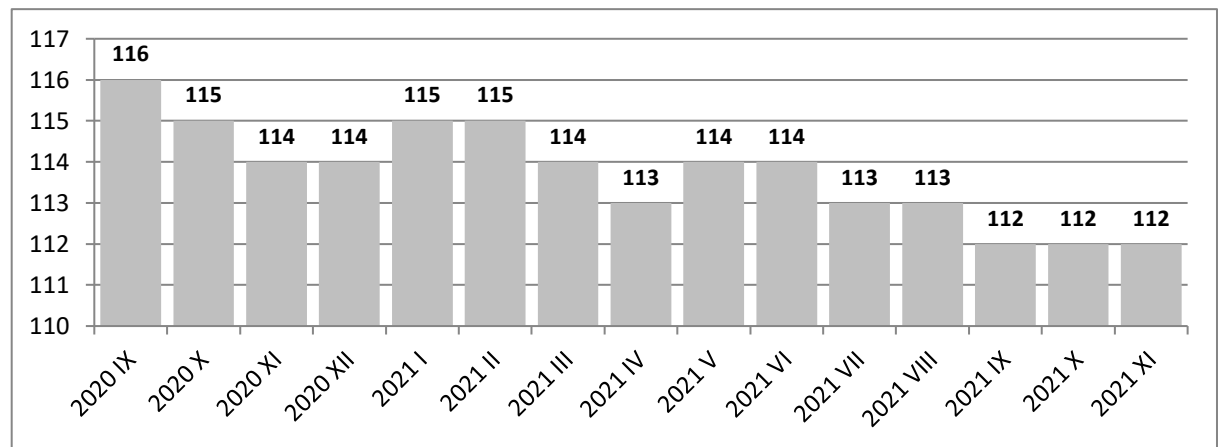
### Comparison of sales, employment, productivity and wage dynamics for selected periods (corresponding = 100)



## ELECTRICITY, GAS, STEAM AND AIR CONDITIONING SUPPLY

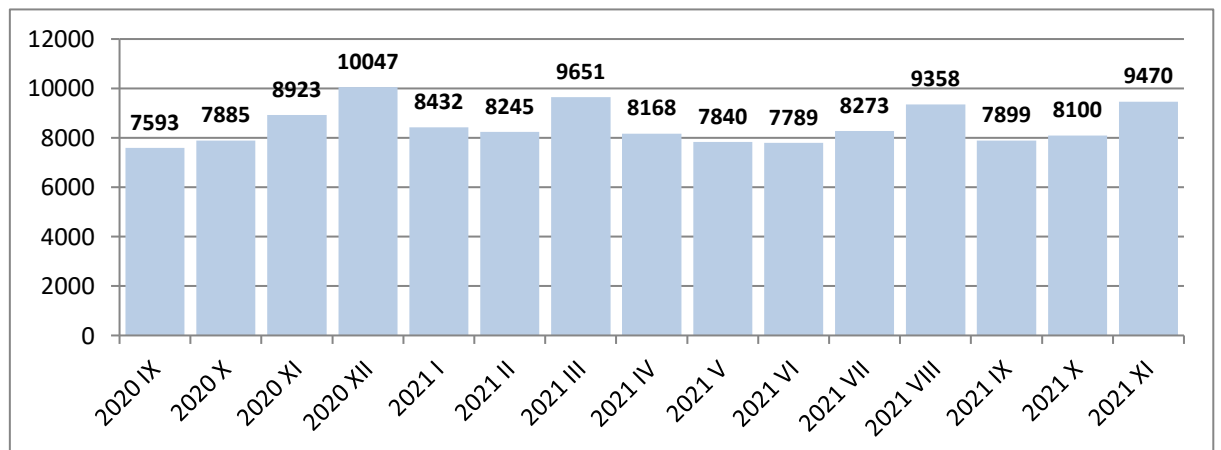
### Employment in thous.

<b>2021 XI</b>	<b>112</b>
Previous period = 100	100,0
Corresponding period = 100	98,2
<b>2021 I - XI</b>	<b>113</b>
Corresponding period = 100	97,4
<b>2020 I - XI</b>	<b>116</b>
<b>2020 I - XII</b>	<b>116</b>
Corresponding period = 100	99,1
<b>2019 I - XII</b>	<b>117</b>



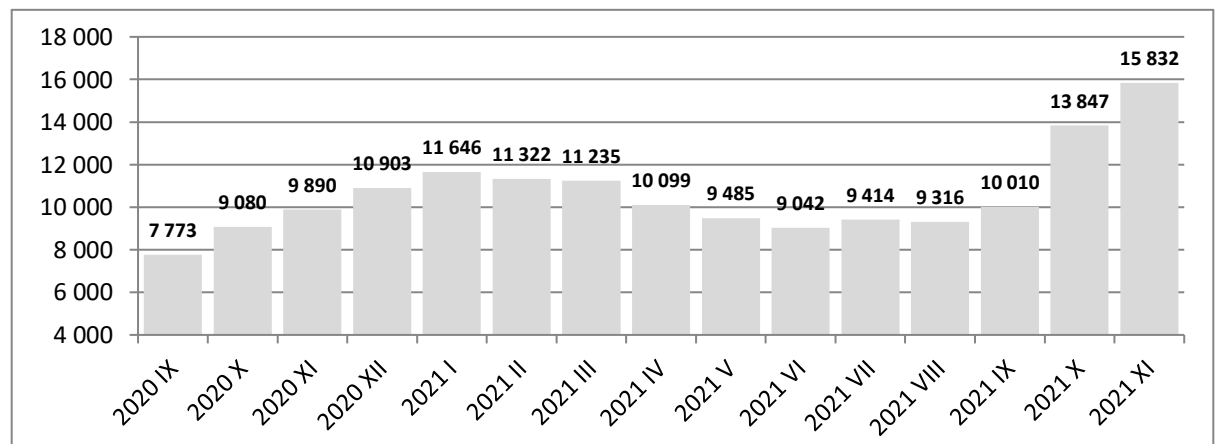
### Wages in PLN

<b>2021 XI</b>	<b>9470</b>
Previous period = 100	116,9
Corresponding period = 100	106,1
<b>2021 I - XI</b>	<b>8541</b>
Corresponding period = 100	105,9
<b>2020 I - XI</b>	<b>8064</b>
<b>2020 I - XII</b>	<b>8226</b>
Corresponding period = 100	105,1
<b>2019 I - XII</b>	<b>7827</b>



### Sales million PLN

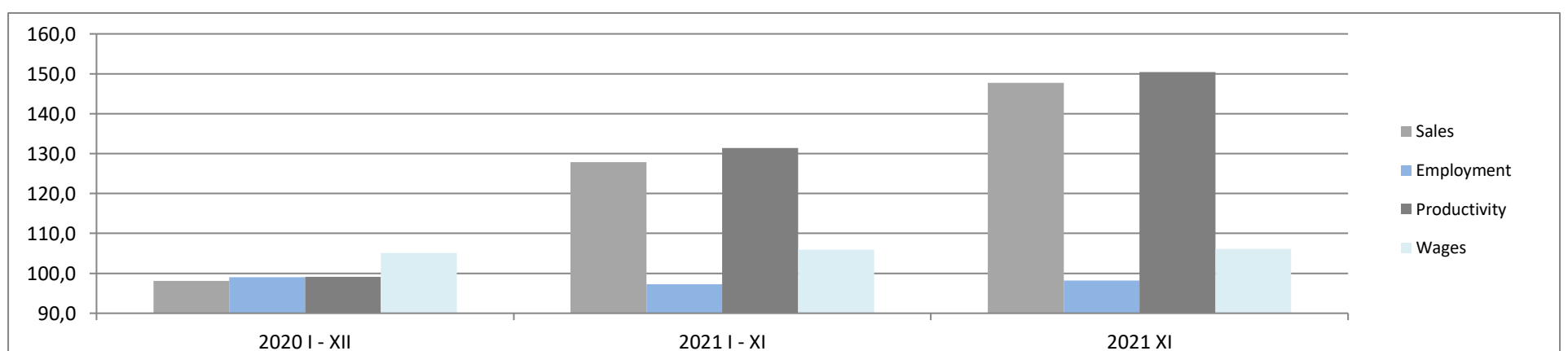
<b>2021 XI</b>	<b>15 832</b>
Previous period = 100	114,2
Corresponding period = 100	147,7
<b>2021 I - XI</b>	<b>129 344</b>
Corresponding period = 100	127,9
<b>2020 I - XI</b>	<b>96 684</b>
<b>2020 I - XII</b>	<b>108 279</b>
Corresponding period = 100	98,1
<b>2019 I - XII</b>	<b>107 539</b>



### Compare key data

		<b>2019 I - XII</b>	<b>2020 I - XII</b>	<b>2020 I - XI</b>	<b>2021 I - XI</b>	<b>2021 XI</b>
Sales	million PLN	107 539	108 279	96 684	129 344	15 832
Sales per employed	thous. PLN	919	933	833	1145	141
Employment	in thous.	117	116	116	113	112
Wages	in PLN	7827	8226	8064	8541	9470
			<b>2020 I - XII</b>	<b>2021 I - XI</b>	<b>2021 XI</b>	
Sales	Corresponding period = 100		98,1	127,9	147,7	
Employment	Corresponding period = 100		99,0	97,3	98,2	
Productivity	Corresponding period = 100		99,1	131,4	150,4	
Wages	Corresponding period = 100		105,1	105,9	106,1	

### Comparison of sales, employment, productivity and wage dynamics for selected periods (corresponding = 100)

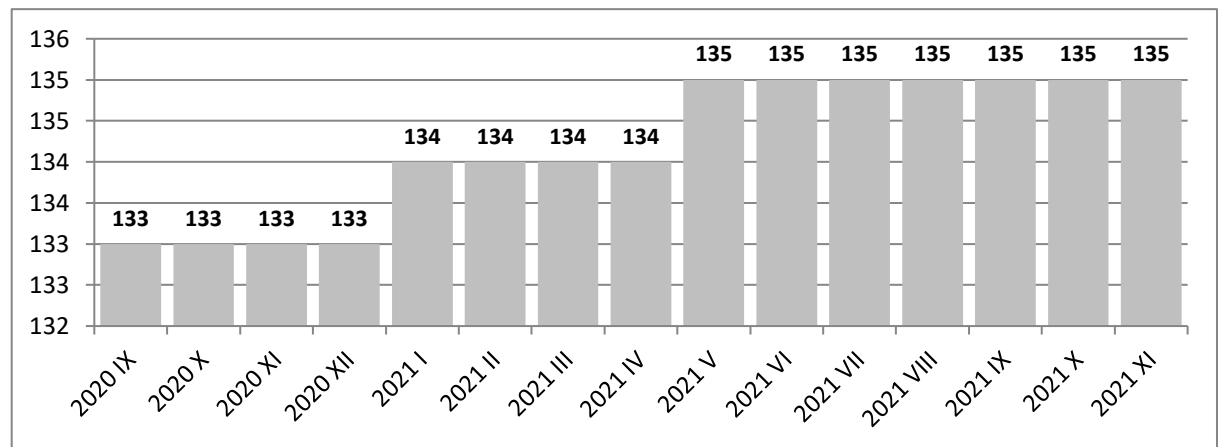




## WATER, SUPPLY; SEWERAGE, WASTE MANAGEMENT AND REMEDIATION ACTIVITIES

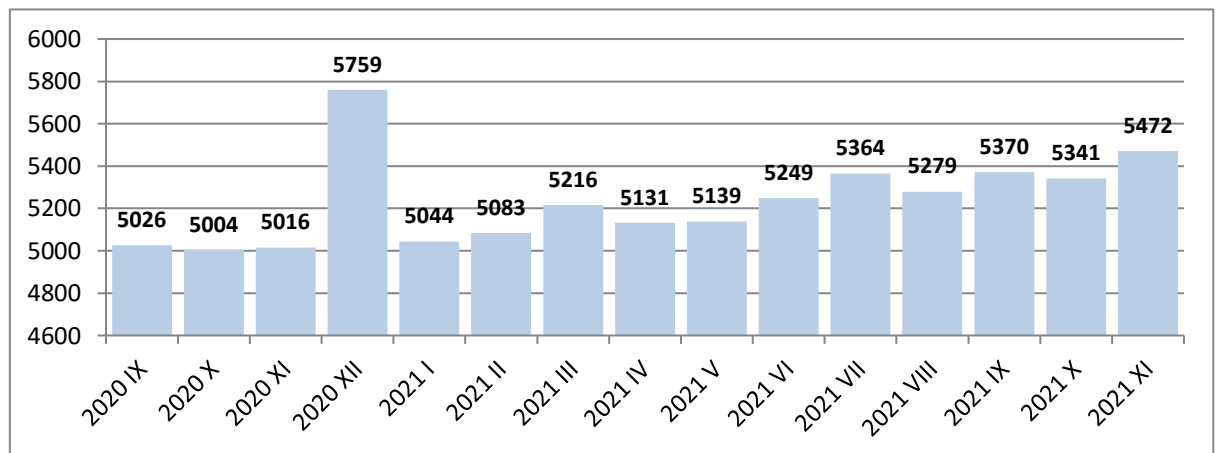
### Employment in thous.

<b>2021 XI</b>	<b>135</b>
Previous period = 100	100,0
Corresponding period = 100	101,5
<b>2021 I - XI</b>	<b>135</b>
Corresponding period = 100	102,3
<b>2020 I - XI</b>	<b>132</b>
<b>2020 I - XII</b>	<b>132</b>
Corresponding period = 100	101,5
<b>2019 I - XII</b>	<b>130</b>



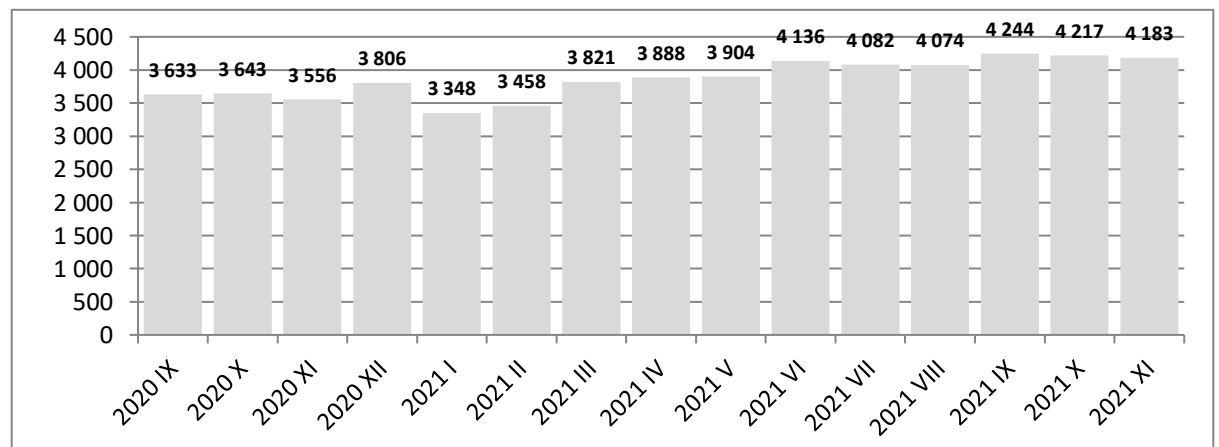
### Wages in PLN

<b>2021 XI</b>	<b>5472</b>
Previous period = 100	102,5
Corresponding period = 100	109,1
<b>2021 I - XI</b>	<b>5262</b>
Corresponding period = 100	107,2
<b>2020 I - XI</b>	<b>4910</b>
<b>2020 I - XII</b>	<b>4993</b>
Corresponding period = 100	105,3
<b>2019 I - XII</b>	<b>4742</b>



### Sales million PLN

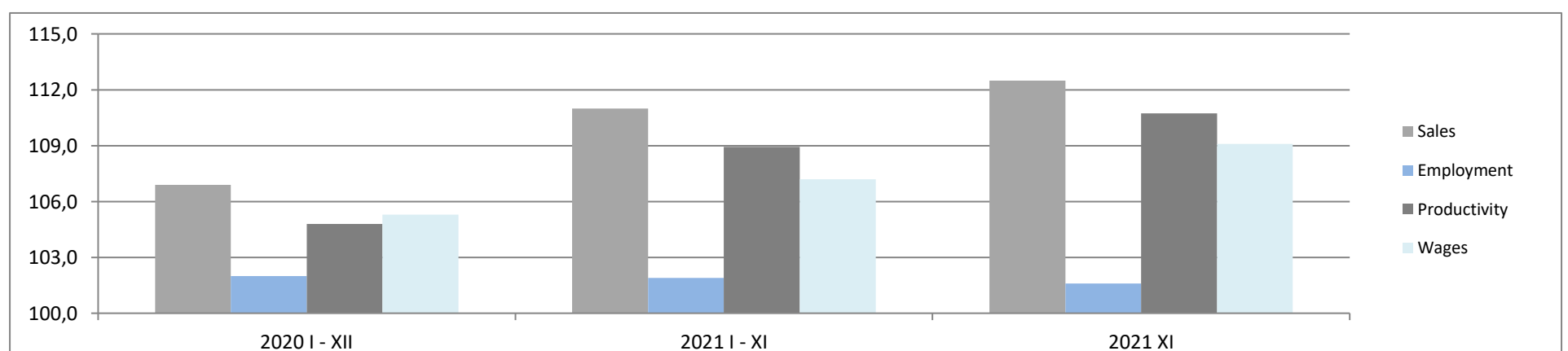
<b>2021 XI</b>	<b>4 183</b>
Previous period = 100	99,0
Corresponding period = 100	112,5
<b>2021 I - XI</b>	<b>44 965</b>
Corresponding period = 100	111,0
<b>2020 I - XI</b>	<b>38 822</b>
<b>2020 I - XII</b>	<b>42 853</b>
Corresponding period = 100	106,9
<b>2019 I - XII</b>	<b>37 630</b>



### Compare key data

		2019 I - XII	2020 I - XII	2020 I - XI	2021 I - XI	2021 XI
Sales	million PLN	37 630	42 853	38 822	44 965	4 183
Sales per employed	thous. PLN	289	325	294	333	31
Employment	in thous.	130	132	132	135	135
Wages	in PLN	4742	4993	4910	5262	5472
			2020 I - XII	2021 I - XI	2021 XI	
Sales	Corresponding period = 100		106,9	111,0	112,5	
Employment	Corresponding period = 100		102,0	101,9	101,6	
Productivity	Corresponding period = 100		104,8	108,9	110,7	
Wages	Corresponding period = 100		105,3	107,2	109,1	

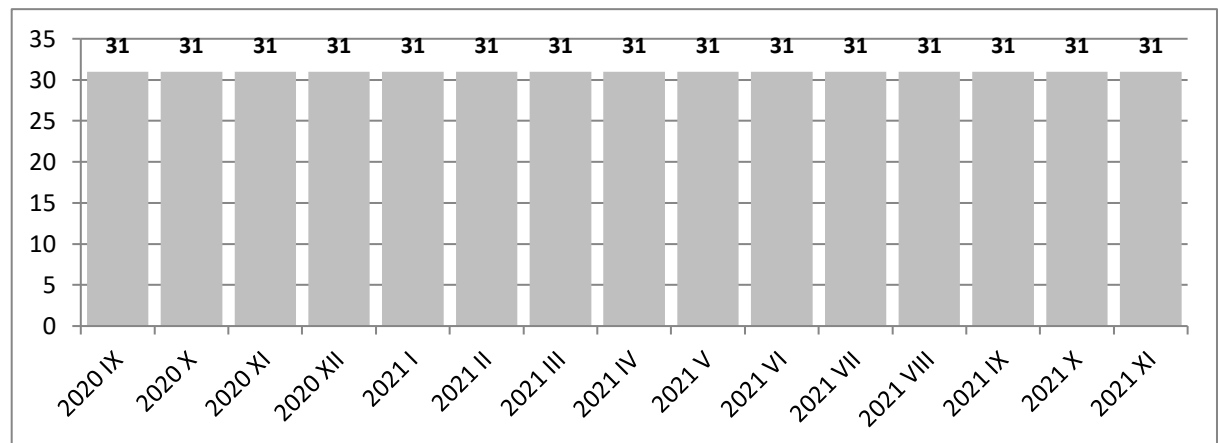
### Comparison of sales, employment, productivity and wage dynamics for selected periods (corresponding = 100)



## Water collection, treatment and supply

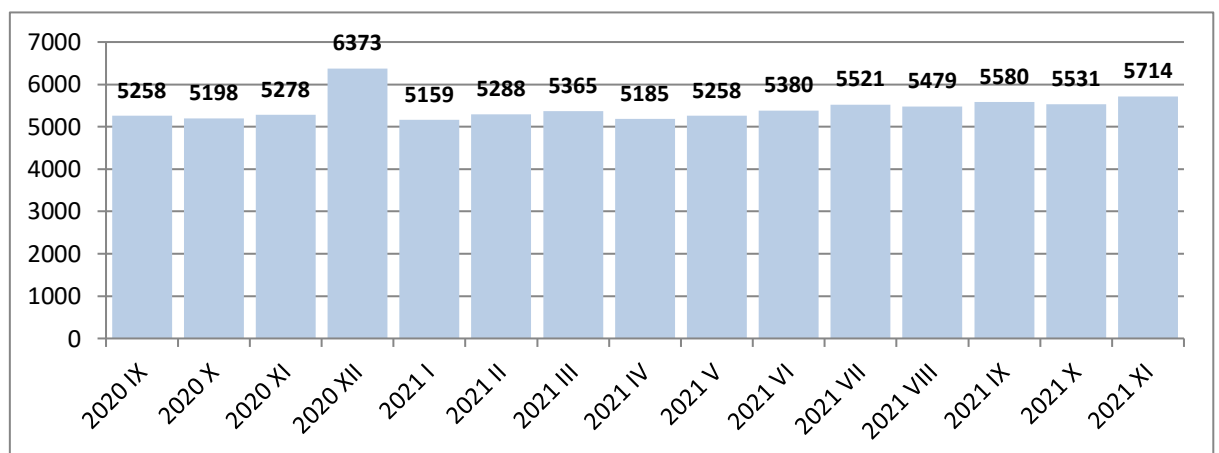
### Employment in thous.

<b>2021 XI</b>	<b>31</b>
Previous period = 100	100,0
Corresponding period = 100	100,0
<b>2021 I - XI</b>	<b>31</b>
Corresponding period = 100	100,0
<b>2020 I - XI</b>	<b>31</b>
<b>2020 I - XII</b>	<b>31</b>
Corresponding period = 100	96,9
<b>2019 I - XII</b>	<b>32</b>



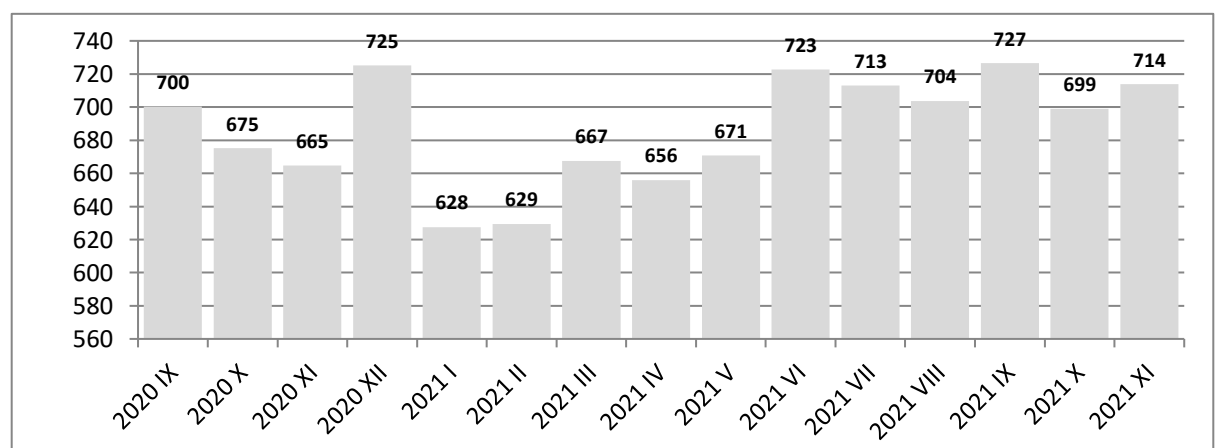
### Wages in PLN

<b>2021 XI</b>	<b>5714</b>
Previous period = 100	103,3
Corresponding period = 100	108,3
<b>2021 I - XI</b>	<b>5415</b>
Corresponding period = 100	105,6
<b>2020 I - XI</b>	<b>5127</b>
<b>2020 I - XII</b>	<b>5226</b>
Corresponding period = 100	104,4
<b>2019 I - XII</b>	<b>5006</b>



### Sales million PLN

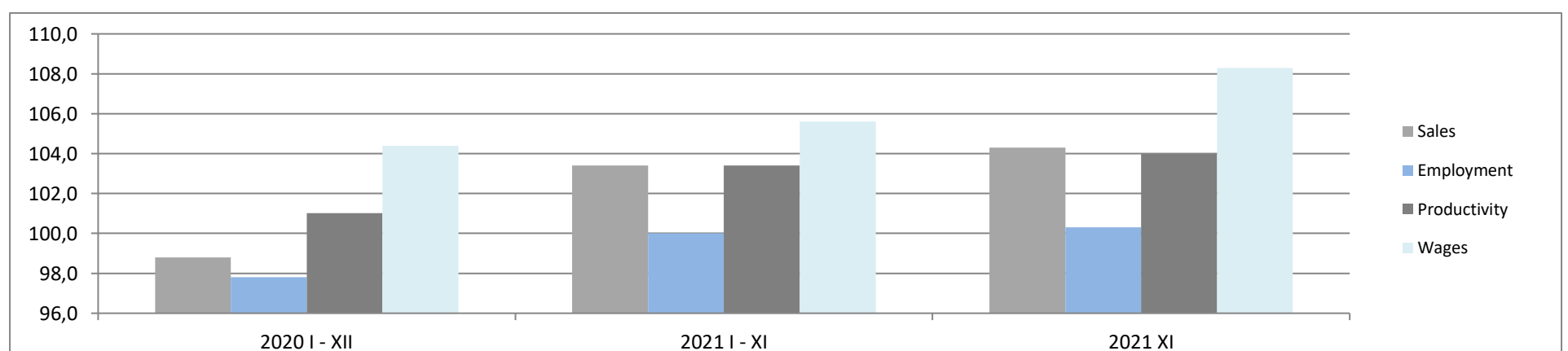
<b>2021 XI</b>	<b>714</b>
Previous period = 100	101,7
Corresponding period = 100	104,3
<b>2021 I - XI</b>	<b>7 675</b>
Corresponding period = 100	103,4
<b>2020 I - XI</b>	<b>7 282</b>
<b>2020 I - XII</b>	<b>8 018</b>
Corresponding period = 100	98,8
<b>2019 I - XII</b>	<b>7 931</b>



### Compare key data

		<b>2019 I - XII</b>	<b>2020 I - XII</b>	<b>2020 I - XI</b>	<b>2021 I - XI</b>	<b>2021 XI</b>
Sales	million PLN	7 931	8 018	7 282	7 675	714
Sales per employed	thous. PLN	248	259	235	248	23
Employment	in thous.	32	31	31	31	31
Wages	in PLN	5006	5226	5127	5415	5714
<b>2020 I - XII</b>						
Sales	Corresponding period = 100		98,8		103,4	104,3
Employment	Corresponding period = 100		97,8		100,0	100,3
Productivity	Corresponding period = 100		101,0		103,4	104,0
Wages	Corresponding period = 100		104,4		105,6	108,3

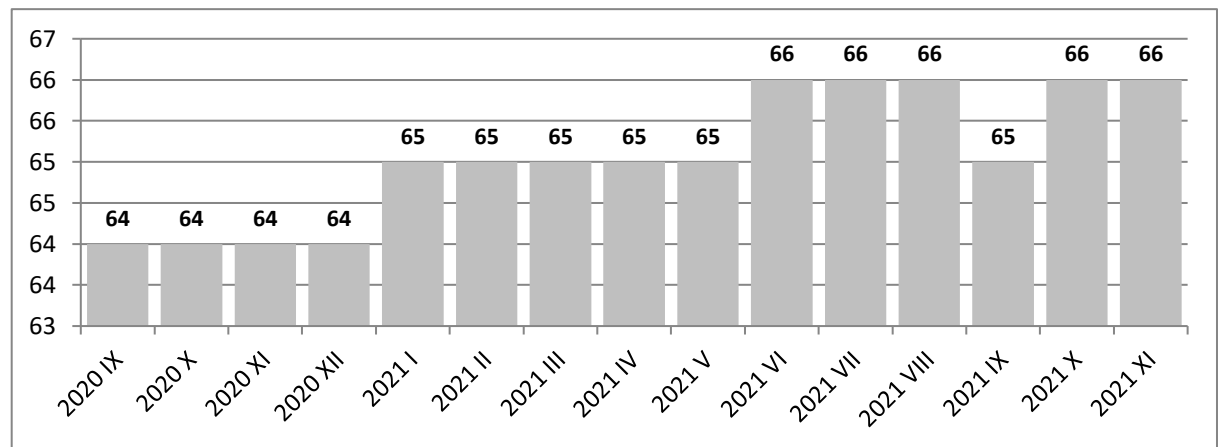
### Comparison of sales, employment, productivity and wage dynamics for selected periods (corresponding = 100)



## Waste collection, treatment and disposal activities; materials recovery

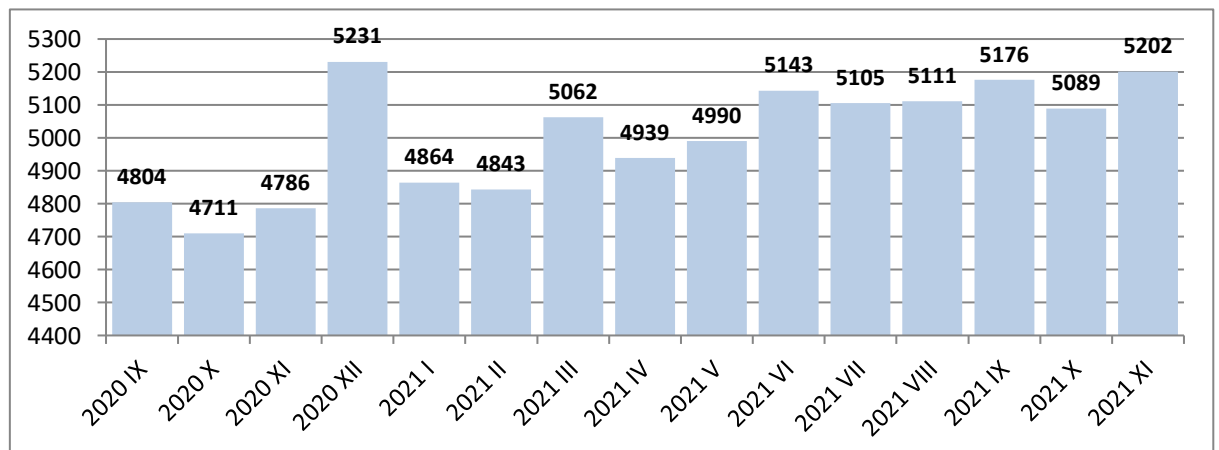
### Employment in thous.

<b>2021 XI</b>	<b>66</b>
Previous period = 100	100,0
Corresponding period = 100	103,1
<b>2021 I - XI</b>	<b>65</b>
Corresponding period = 100	103,2
<b>2020 I - XI</b>	<b>63</b>
<b>2020 I - XII</b>	<b>63</b>
Corresponding period = 100	103,3
<b>2019 I - XII</b>	<b>61</b>



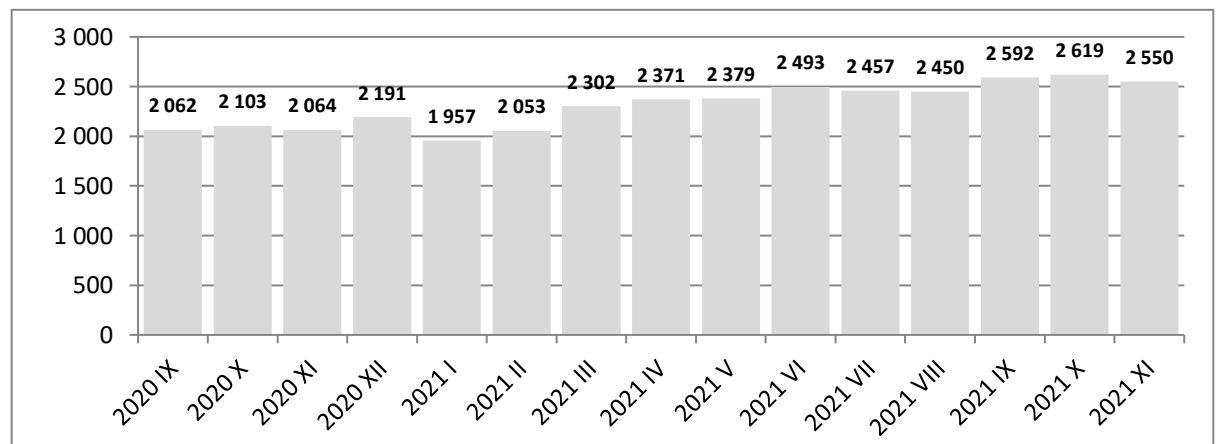
### Wages in PLN

<b>2021 XI</b>	<b>5202</b>
Previous period = 100	102,2
Corresponding period = 100	108,7
<b>2021 I - XI</b>	<b>5072</b>
Corresponding period = 100	108,4
<b>2020 I - XI</b>	<b>4677</b>
<b>2020 I - XII</b>	<b>4747</b>
Corresponding period = 100	106,8
<b>2019 I - XII</b>	<b>4445</b>



### Sales million PLN

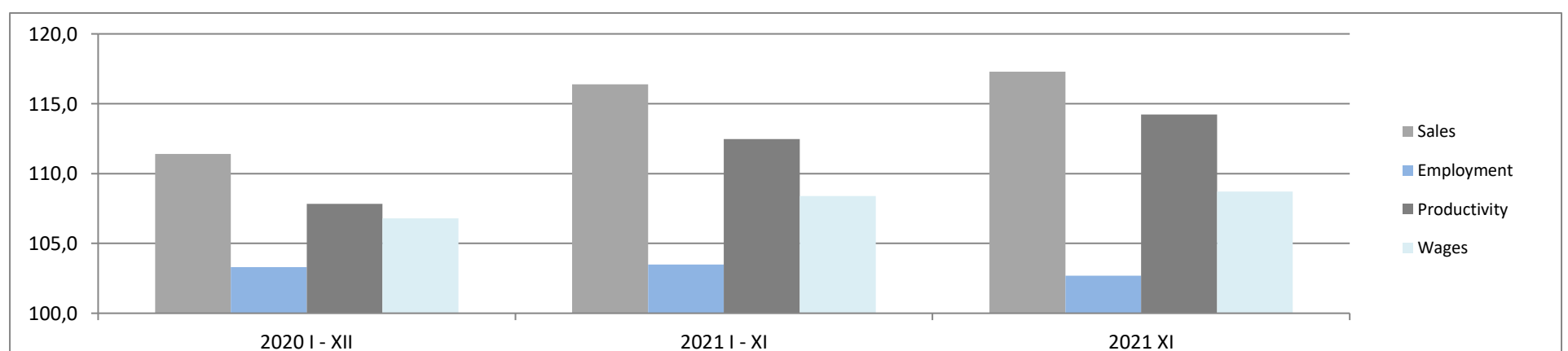
<b>2021 XI</b>	<b>2 550</b>
Previous period = 100	96,8
Corresponding period = 100	117,3
<b>2021 I - XI</b>	<b>27 520</b>
Corresponding period = 100	116,4
<b>2020 I - XI</b>	<b>22 406</b>
<b>2020 I - XII</b>	<b>24 819</b>
Corresponding period = 100	111,4
<b>2019 I - XII</b>	<b>20 255</b>



### Compare key data

		2019 I - XII	2020 I - XII	2020 I - XI	2021 I - XI	2021 XI
Sales	million PLN	20 255	24 819	22 406	27 520	2 550
Sales per employed	thous. PLN	332	394	356	423	39
Employment	in thous.	61	63	63	65	66
Wages	in PLN	4445	4747	4677	5072	5202
			<b>2020 I - XII</b>		<b>2021 I - XI</b>	<b>2021 XI</b>
Sales	Corresponding period = 100		111,4		116,4	117,3
Employment	Corresponding period = 100		103,3		103,5	102,7
Productivity	Corresponding period = 100		107,8		112,5	114,2
Wages	Corresponding period = 100		106,8		108,4	108,7

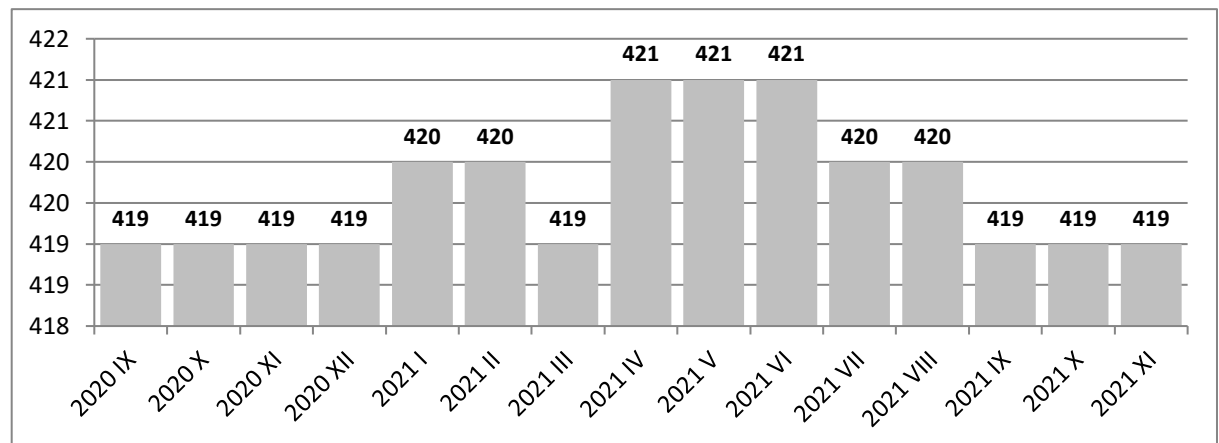
### Comparison of sales, employment, productivity and wage dynamics for selected periods (corresponding = 100)



## CONSTRUCTION - Total

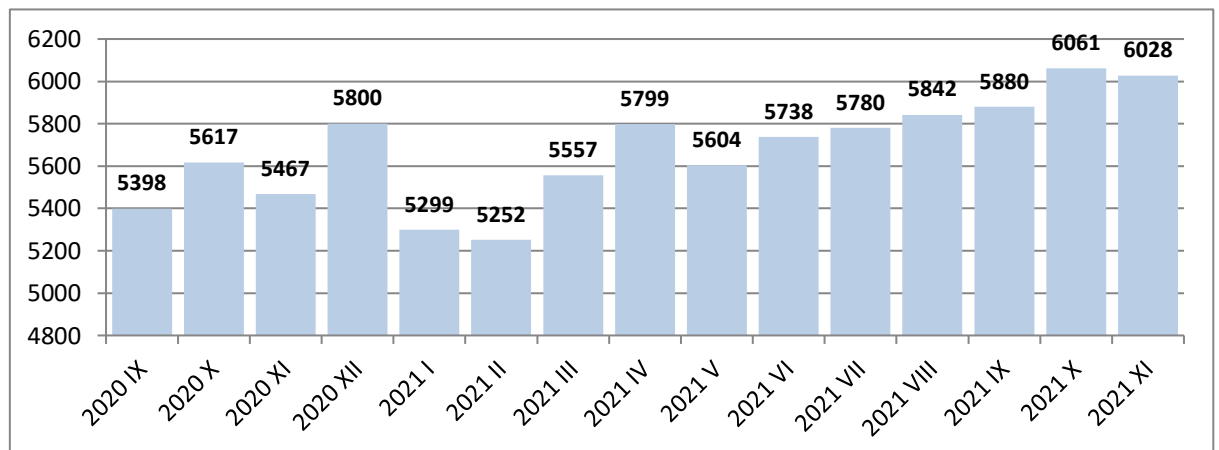
### Employment in thous.

<b>2021 XI</b>	<b>419</b>
Previous period = 100	100,0
Corresponding period = 100	100,0
<b>2021 I - XI</b>	<b>421</b>
Corresponding period = 100	99,5
<b>2020 I - XI</b>	<b>423</b>
<b>2020 I - XII</b>	<b>425</b>
Corresponding period = 100	100,2
<b>2019 I - XII</b>	<b>424</b>



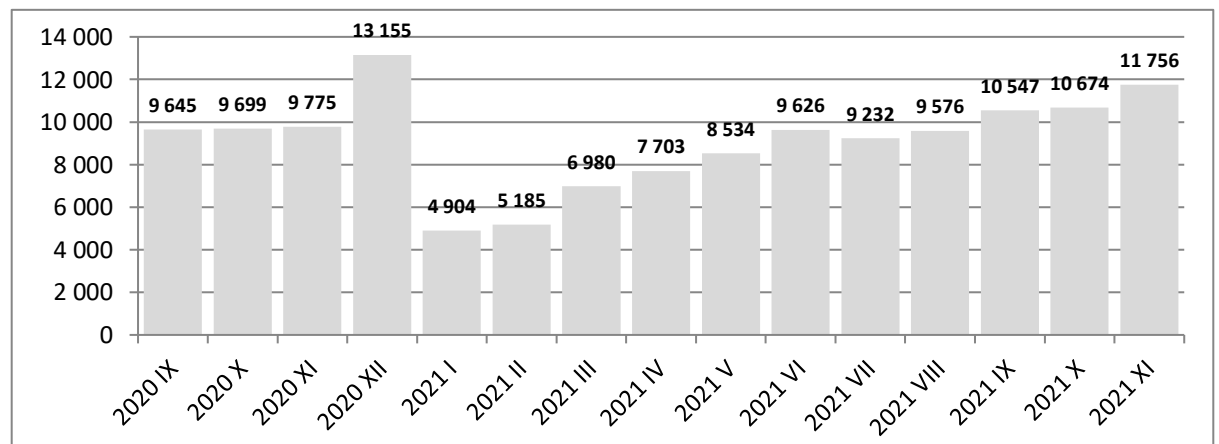
### Wages in PLN

<b>2021 XI</b>	<b>6028</b>
Previous period = 100	99,5
Corresponding period = 100	110,3
<b>2021 I - XI</b>	<b>5772</b>
Corresponding period = 100	107,3
<b>2020 I - XI</b>	<b>5381</b>
<b>2020 I - XII</b>	<b>5403</b>
Corresponding period = 100	103,6
<b>2019 I - XII</b>	<b>5217</b>



### Sales million PLN

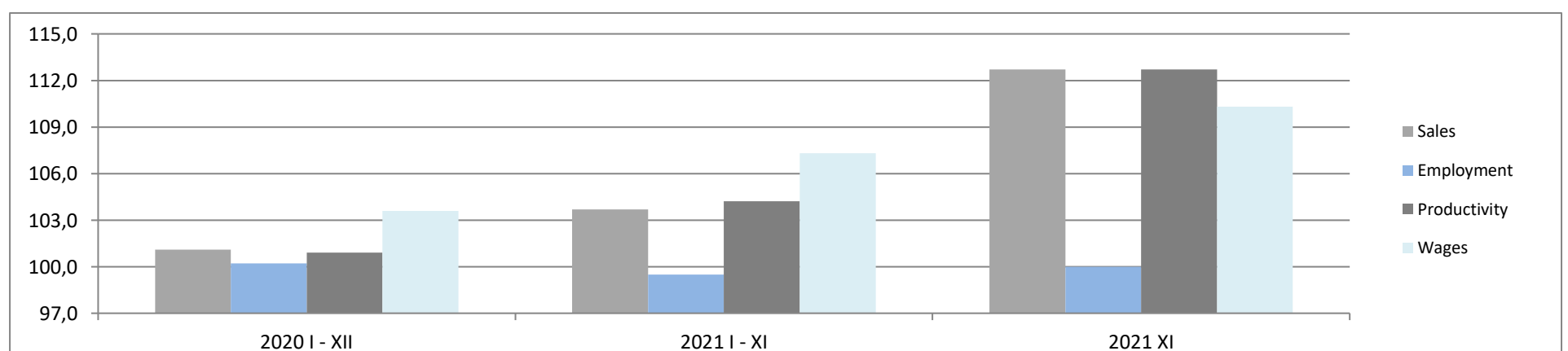
<b>2021 XI</b>	<b>11 756</b>
Previous period = 100	108,9
Corresponding period = 100	112,7
<b>2021 I - XI</b>	<b>101 600</b>
Corresponding period = 100	103,7
<b>2020 I - XI</b>	<b>94 100</b>
<b>2020 I - XII</b>	<b>111 882</b>
Corresponding period = 100	101,1
<b>2019 I - XII</b>	<b>111 453</b>



### Compare key data

		2019 I - XII	2020 I - XII	2020 I - XI	2021 I - XI	2021 XI
Sales	million PLN	111 453	111 882	94 100	101 600	11 756
Sales per employed	thous. PLN	263	263	222	241	28
Employment	in thous.	424	425	423	421	419
Wages	in PLN	5217	5403	5381	5772	6028
			2020 I - XII	2021 I - XI	2021 XI	
Sales	Corresponding period = 100		101,1	103,7	112,7	
Employment	Corresponding period = 100		100,2	99,5	100,0	
Productivity	Corresponding period = 100		100,9	104,2	112,7	
Wages	Corresponding period = 100		103,6	107,3	110,3	

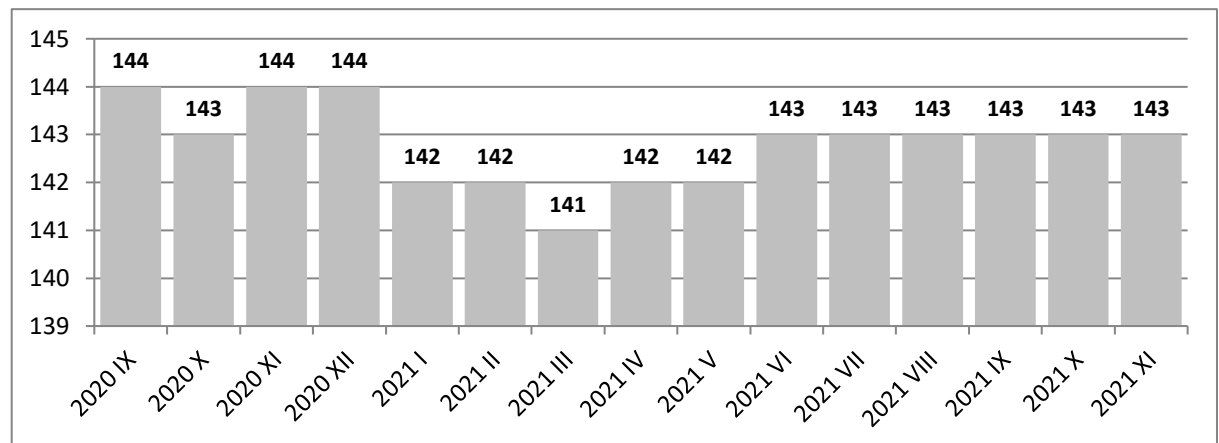
### Comparison of sales, employment, productivity and wage dynamics for selected periods (corresponding = 100)



## Construction of buildings

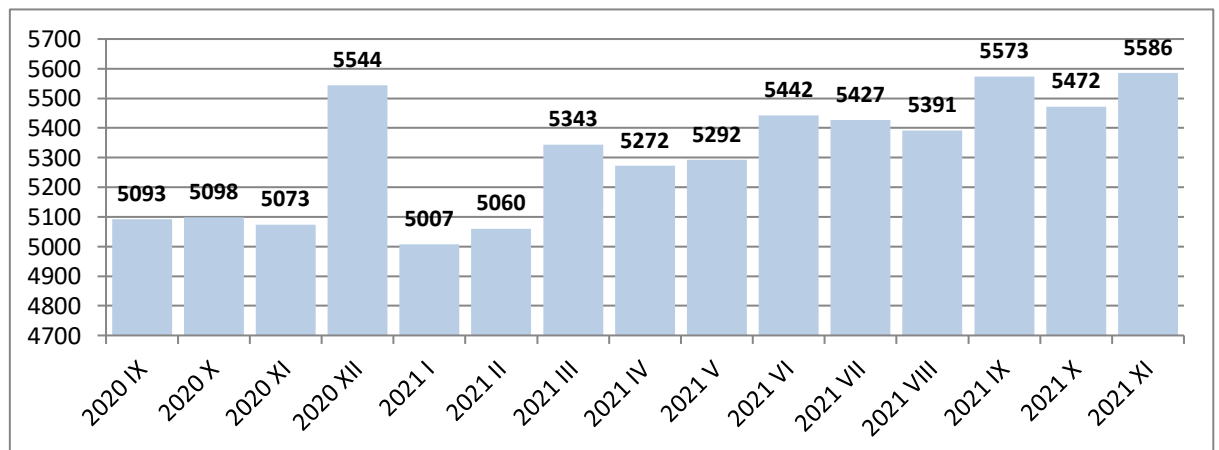
### Employment in thous.

<b>2021 XI</b>	<b>143</b>
Previous period = 100	100,0
Corresponding period = 100	99,3
<b>2021 I - XI</b>	<b>143</b>
Corresponding period = 100	97,9
<b>2020 I - XI</b>	<b>146</b>
<b>2020 I - XII</b>	<b>146</b>
Corresponding period = 100	98,0
<b>2019 I - XII</b>	<b>149</b>



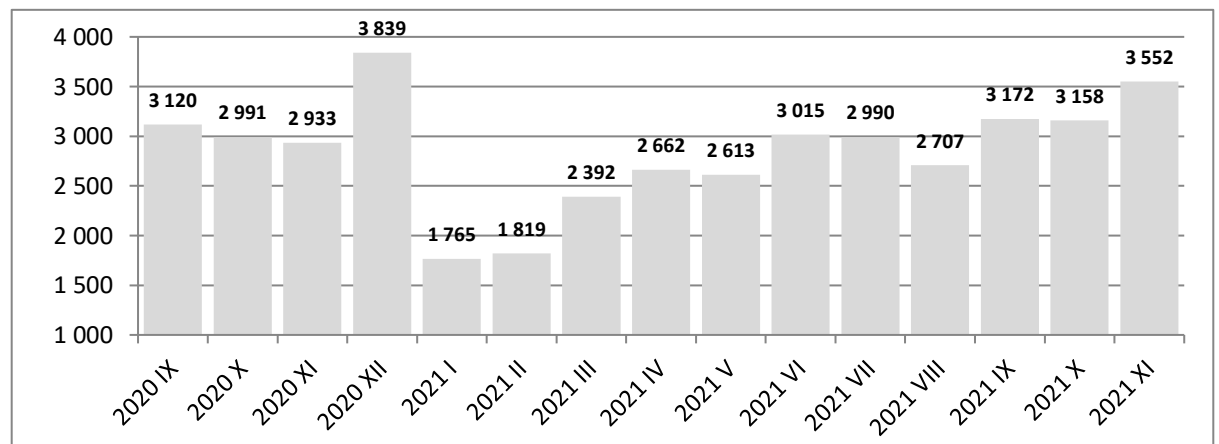
### Wages in PLN

<b>2021 XI</b>	<b>5586</b>
Previous period = 100	102,1
Corresponding period = 100	110,1
<b>2021 I - XI</b>	<b>5395</b>
Corresponding period = 100	107,6
<b>2020 I - XI</b>	<b>5013</b>
<b>2020 I - XII</b>	<b>5048</b>
Corresponding period = 100	102,8
<b>2019 I - XII</b>	<b>4911</b>



### Sales million PLN

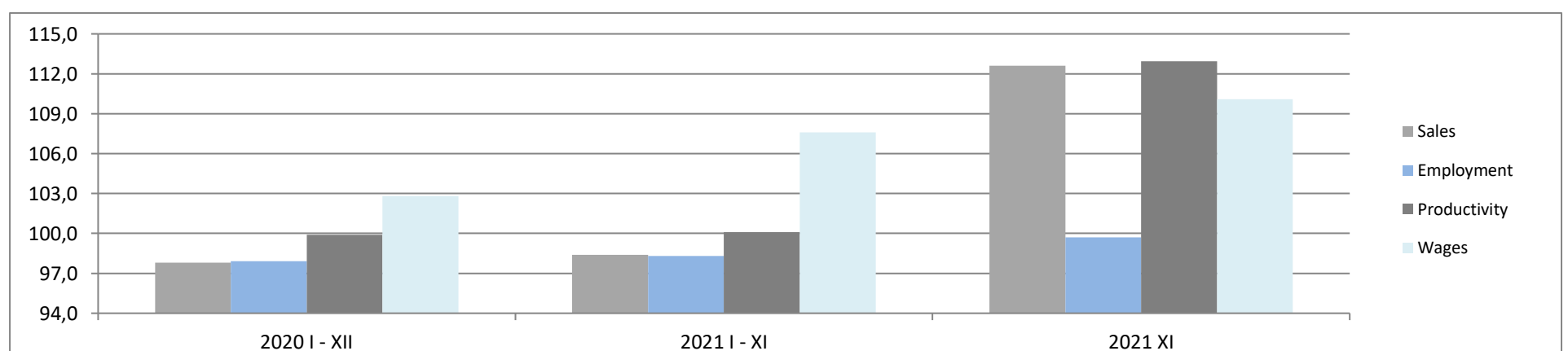
<b>2021 XI</b>	<b>3 552</b>
Previous period = 100	110,9
Corresponding period = 100	112,6
<b>2021 I - XI</b>	<b>31 622</b>
Corresponding period = 100	98,4
<b>2020 I - XI</b>	<b>30 733</b>
<b>2020 I - XII</b>	<b>34 011</b>
Corresponding period = 100	97,8
<b>2019 I - XII</b>	<b>35 150</b>



### Compare key data

		2019 I - XII	2020 I - XII	2020 I - XI	2021 I - XI	2021 XI
Sales	million PLN	35 150	34 011	30 733	31 622	3 552
Sales per employed	thous. PLN	236	233	211	221	25
Employment	in thous.	149	146	146	143	143
Wages	in PLN	4911	5048	5013	5395	5586
			2020 I - XII	2021 I - XI	2021 XI	
Sales	Corresponding period = 100		97,8	98,4	112,6	
Employment	Corresponding period = 100		97,9	98,3	99,7	
Productivity	Corresponding period = 100		99,9	100,1	112,9	
Wages	Corresponding period = 100		102,8	107,6	110,1	

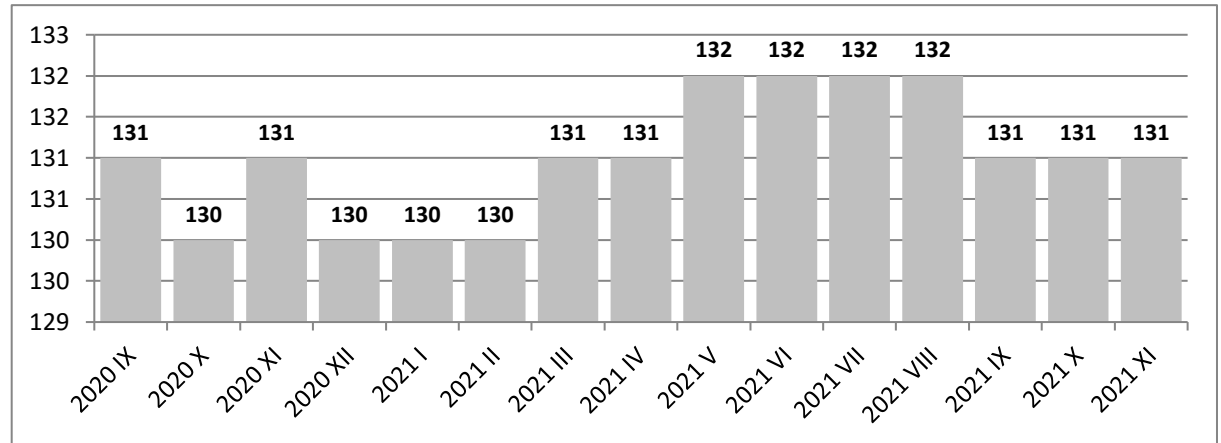
### Comparison of sales, employment, productivity and wage dynamics for selected periods (corresponding = 100)



## Civil engineering

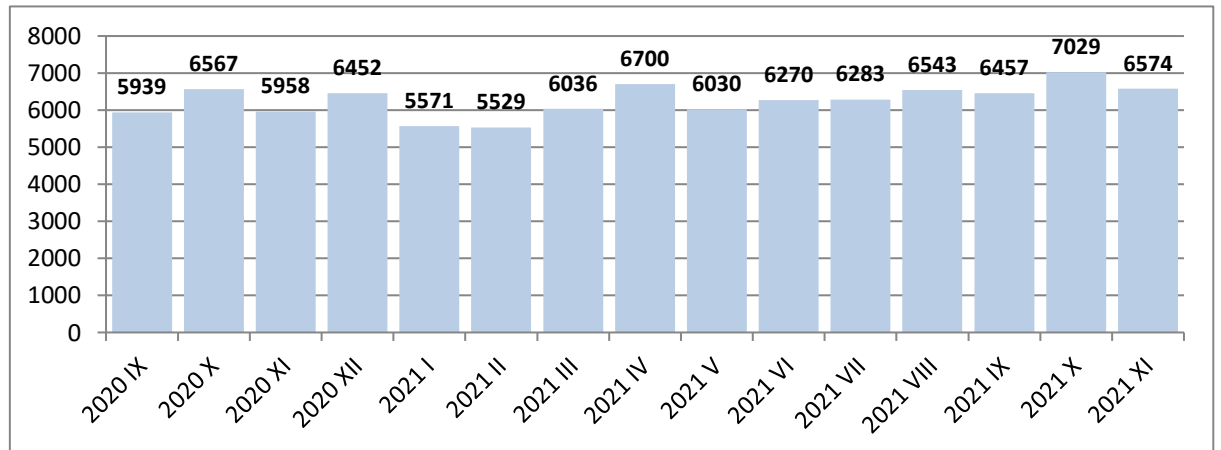
### Employment in thous.

<b>2021 XI</b>	<b>131</b>
Previous period = 100	100,0
Corresponding period = 100	100,0
<b>2021 I - XI</b>	<b>131</b>
Corresponding period = 100	100,8
<b>2020 I - XI</b>	<b>130</b>
<b>2020 I - XII</b>	<b>131</b>
Corresponding period = 100	100,8
<b>2019 I - XII</b>	<b>130</b>



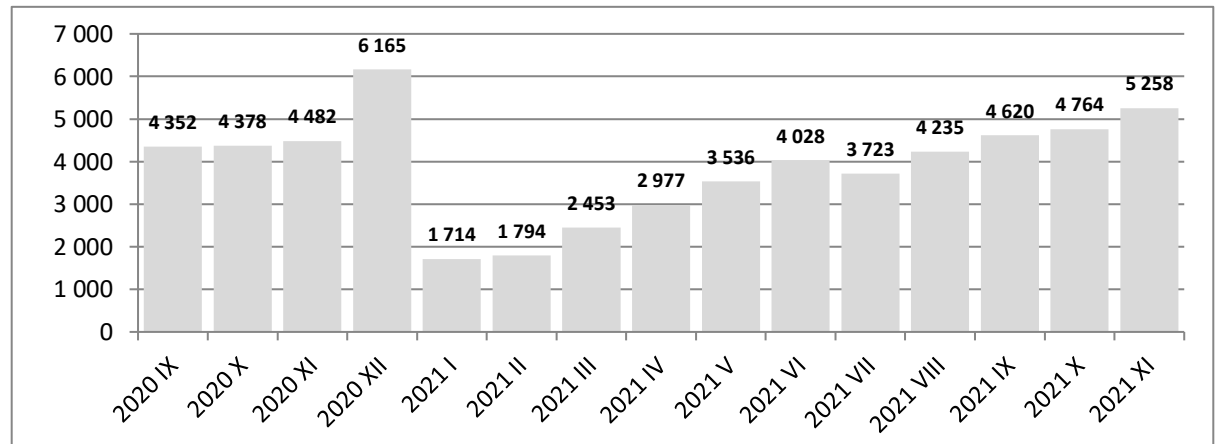
### Wages in PLN

<b>2021 XI</b>	<b>6574</b>
Previous period = 100	93,5
Corresponding period = 100	110,3
<b>2021 I - XI</b>	<b>6294</b>
Corresponding period = 100	105,4
<b>2020 I - XI</b>	<b>5970</b>
<b>2020 I - XII</b>	<b>5990</b>
Corresponding period = 100	104,0
<b>2019 I - XII</b>	<b>5757</b>



### Sales million PLN

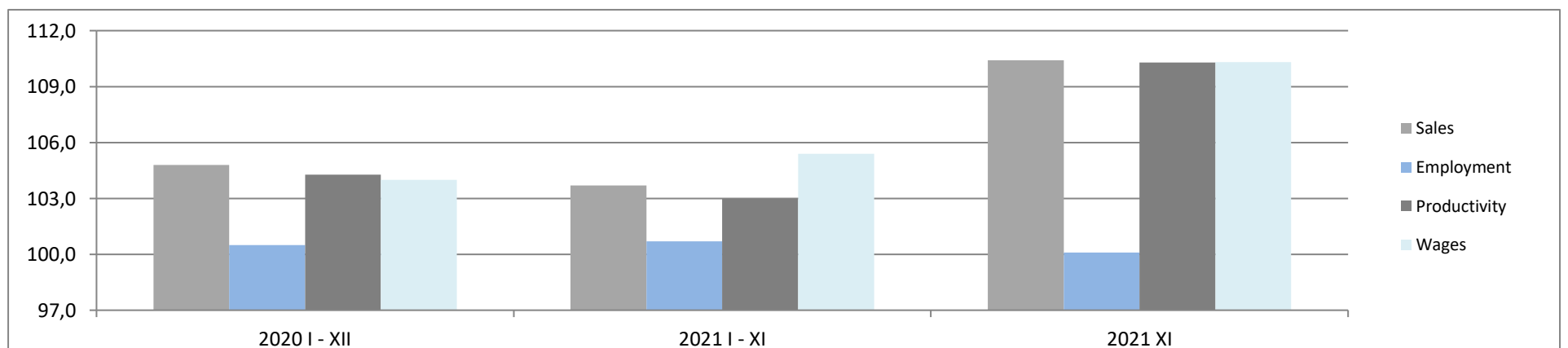
<b>2021 XI</b>	<b>5 258</b>
Previous period = 100	109,7
Corresponding period = 100	110,4
<b>2021 I - XI</b>	<b>42 513</b>
Corresponding period = 100	103,7
<b>2020 I - XI</b>	<b>39 332</b>
<b>2020 I - XII</b>	<b>46 073</b>
Corresponding period = 100	104,8
<b>2019 I - XII</b>	<b>44 268</b>



### Compare key data

		2019 I - XII	2020 I - XII	2020 I - XI	2021 I - XI	2021 XI
Sales	million PLN	44 268	46 073	39 332	42 513	5 258
Sales per employed	thous. PLN	341	352	303	325	40
Employment	in thous.	130	131	130	131	131
Wages	in PLN	5757	5990	5970	6294	6574
			2020 I - XII	2021 I - XI	2021 XI	
Sales	Corresponding period = 100		104,8	103,7	110,4	
Employment	Corresponding period = 100		100,5	100,7	100,1	
Productivity	Corresponding period = 100		104,3	103,0	110,3	
Wages	Corresponding period = 100		104,0	105,4	110,3	

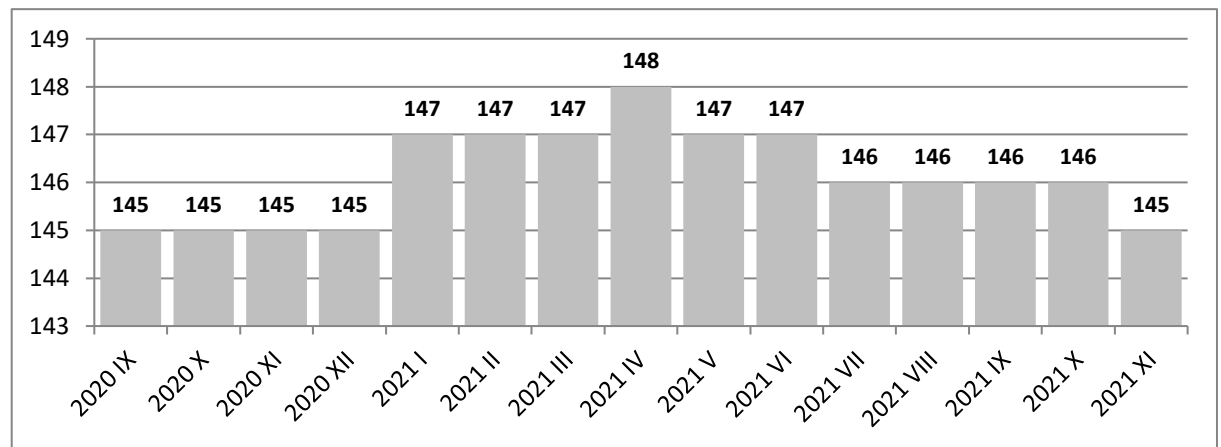
### Comparison of sales, employment, productivity and wage dynamics for selected periods (corresponding = 100)



## Specialised construction activities

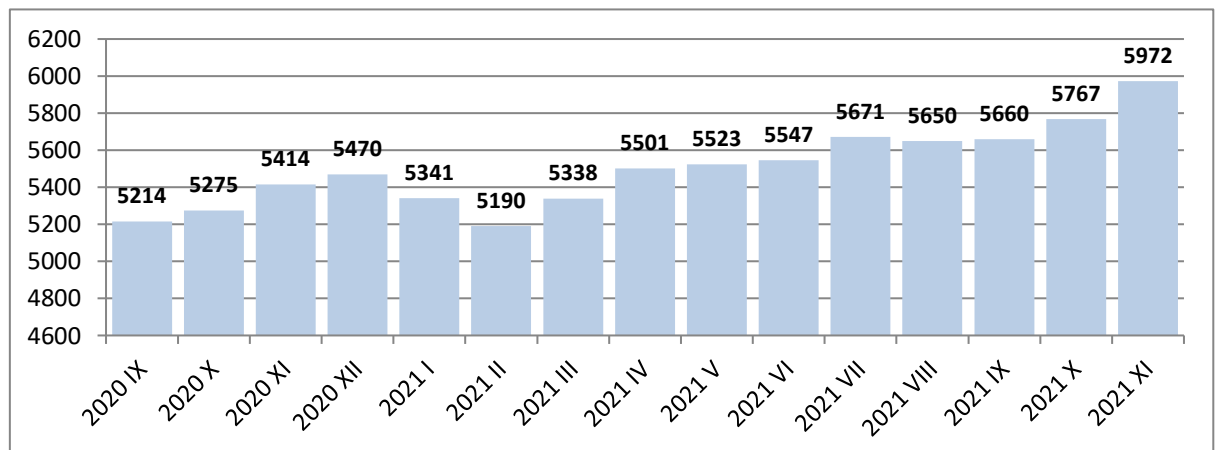
### Employment in thous.

<b>2021 XI</b>	<b>145</b>
Previous period = 100	99,3
Corresponding period = 100	100,0
<b>2021 I - XI</b>	<b>147</b>
Corresponding period = 100	100,0
<b>2020 I - XI</b>	<b>147</b>
<b>2020 I - XII</b>	<b>148</b>
Corresponding period = 100	102,8
<b>2019 I - XII</b>	<b>144</b>



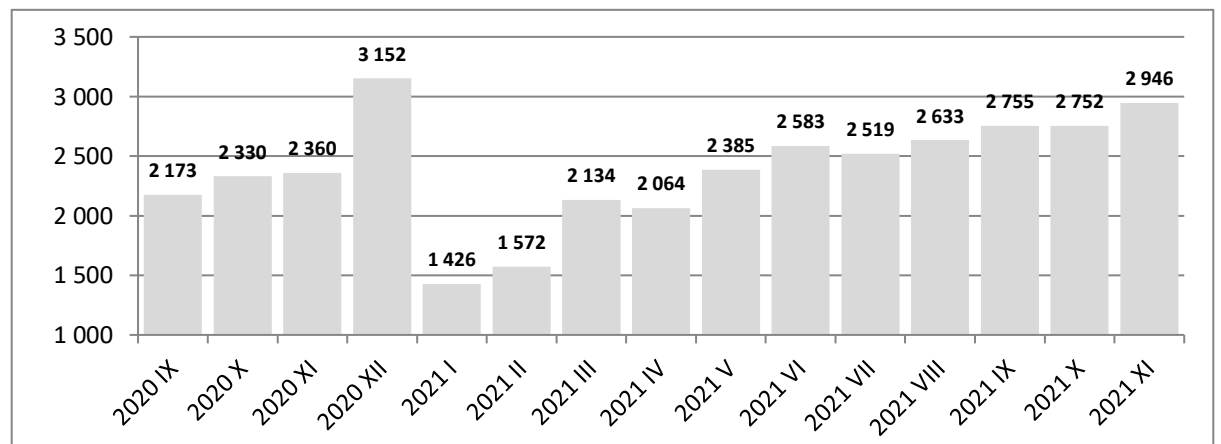
### Wages in PLN

<b>2021 XI</b>	<b>5972</b>
Previous period = 100	103,5
Corresponding period = 100	110,3
<b>2021 I - XI</b>	<b>5673</b>
Corresponding period = 100	108,6
<b>2020 I - XI</b>	<b>5224</b>
<b>2020 I - XII</b>	<b>5234</b>
Corresponding period = 100	103,7
<b>2019 I - XII</b>	<b>5048</b>



### Sales million PLN

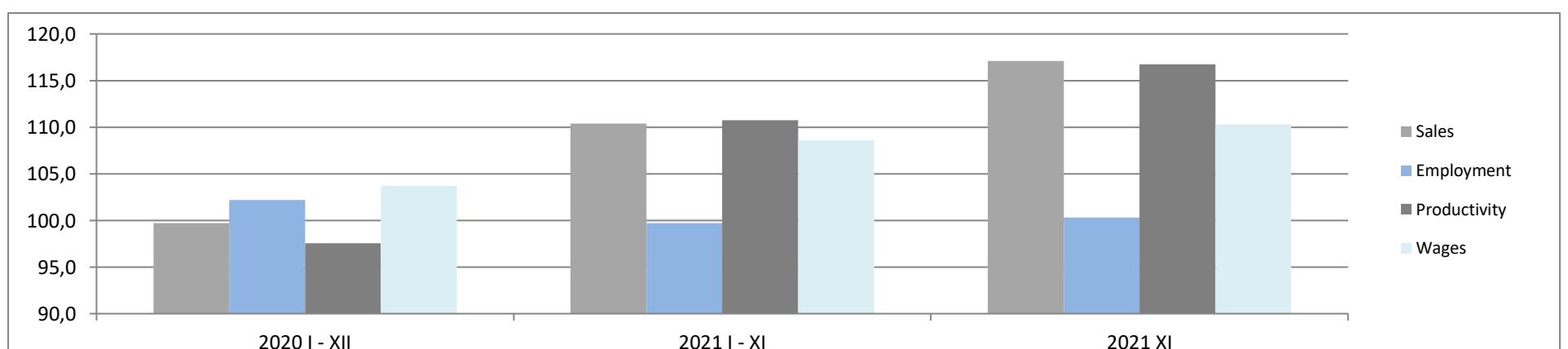
<b>2021 XI</b>	<b>2 946</b>
Previous period = 100	105,3
Corresponding period = 100	117,1
<b>2021 I - XI</b>	<b>27 465</b>
Corresponding period = 100	110,4
<b>2020 I - XI</b>	<b>24 035</b>
<b>2020 I - XII</b>	<b>31 798</b>
Corresponding period = 100	99,7
<b>2019 I - XII</b>	<b>32 036</b>



### Compare key data

		<b>2019 I - XII</b>	<b>2020 I - XII</b>	<b>2020 I - XI</b>	<b>2021 I - XI</b>	<b>2021 XI</b>
Sales	million PLN	32 036	31 798	24 035	27 465	2 946
Sales per employed	thous. PLN	222	215	164	187	20
Employment	in thous.	144	148	147	147	145
Wages	in PLN	5048	5234	5224	5673	5972
			<b>2020 I - XII</b>	<b>2021 I - XI</b>	<b>2021 XI</b>	
Sales	Corresponding period = 100		99,7	110,4	117,1	
Employment	Corresponding period = 100		102,2	99,7	100,3	
Productivity	Corresponding period = 100		97,6	110,7	116,7	
Wages	Corresponding period = 100		103,7	108,6	110,3	

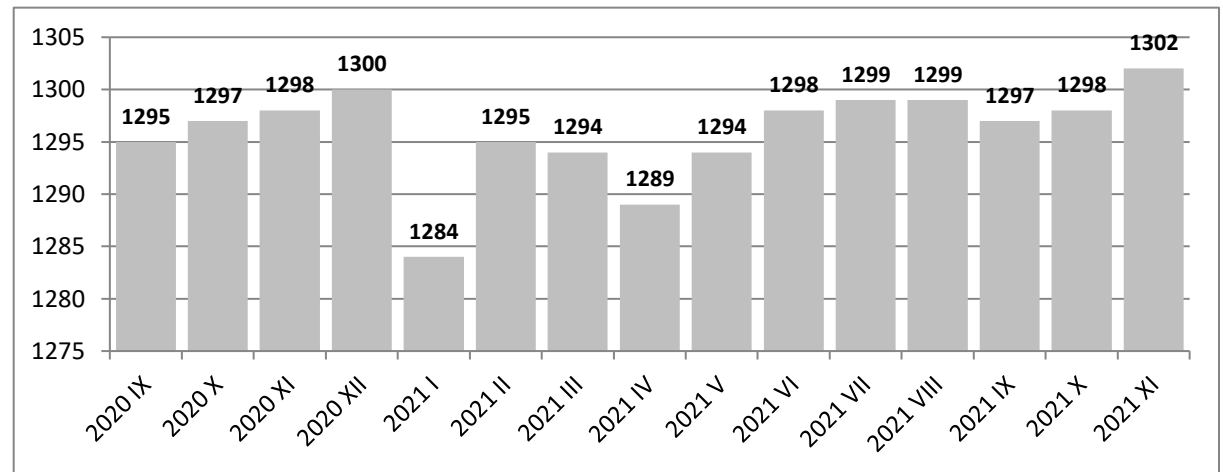
### Comparison of sales, employment, productivity and wage dynamics for selected periods (corresponding = 100)



## TRADE; REPAIR OF MOTOR VEHICLES

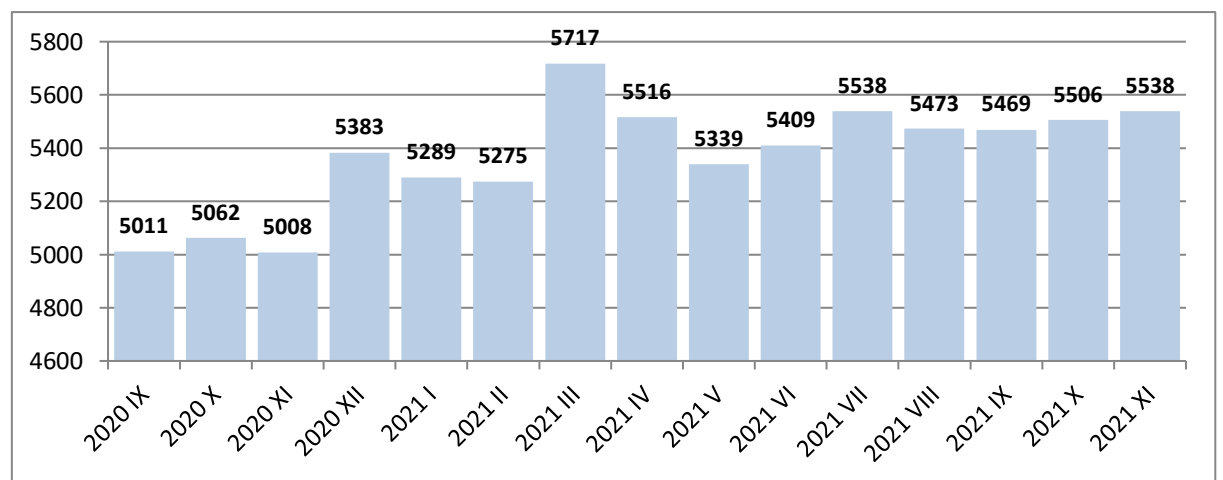
### Employment in thous.

<b>2021 XI</b>	<b>1302</b>
Previous period = 100	100,3
Corresponding period = 100	100,3
<b>2021 I - XI</b>	<b>1292</b>
Corresponding period = 100	99,9
<b>2020 I - XI</b>	<b>1293</b>
<b>2020 I - XII</b>	<b>1293</b>
Corresponding period = 100	98,6
<b>2019 I - XII</b>	<b>1312</b>



### Wages in PLN

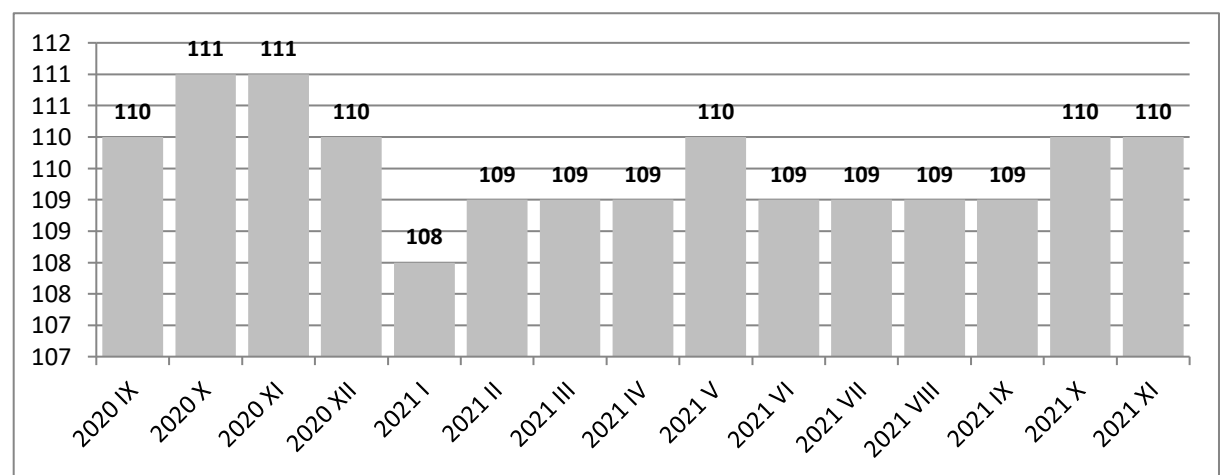
<b>2021 XI</b>	<b>5538</b>
Previous period = 100	100,6
Corresponding period = 100	110,6
<b>2021 I - XI</b>	<b>5471</b>
Corresponding period = 100	108,6
<b>2020 I - XI</b>	<b>5040</b>
<b>2020 I - XII</b>	<b>5059</b>
Corresponding period = 100	104,8
<b>2019 I - XII</b>	<b>4826</b>



## Wholesale and retail trade and repair of motor vehicles

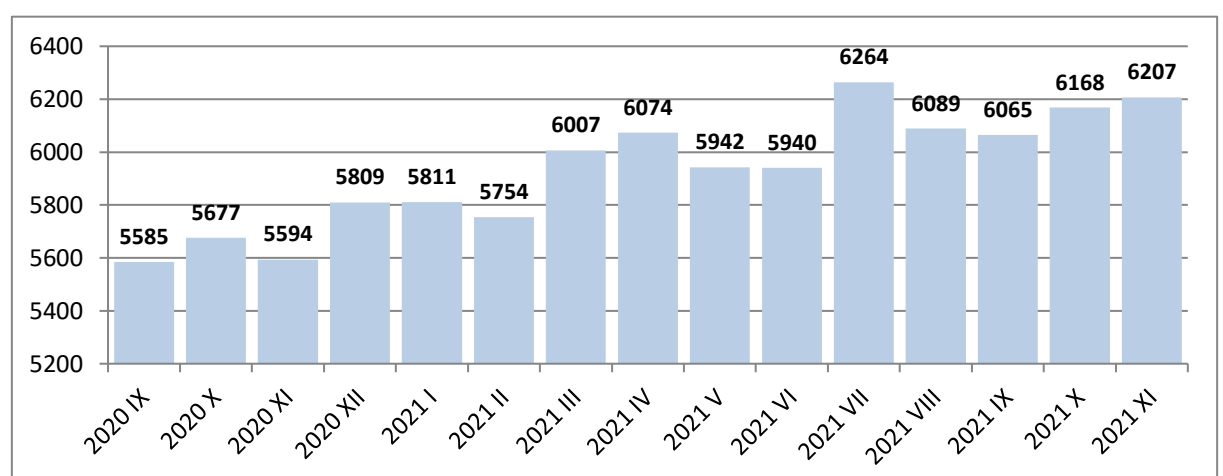
### Employment in thous.

<b>2021 XI</b>	<b>110</b>
Previous period = 100	100,0
Corresponding period = 100	99,1
<b>2021 I - XI</b>	<b>109</b>
Corresponding period = 100	100,0
<b>2020 I - XI</b>	<b>109</b>
<b>2020 I - XII</b>	<b>109</b>
Corresponding period = 100	98,2
<b>2019 I - XII</b>	<b>111</b>



### Wages in PLN

<b>2021 XI</b>	<b>6207</b>
Previous period = 100	100,6
Corresponding period = 100	111,0
<b>2021 I - XI</b>	<b>6109</b>
Corresponding period = 100	111,3
<b>2020 I - XI</b>	<b>5487</b>
<b>2020 I - XII</b>	<b>5521</b>
Corresponding period = 100	102,3
<b>2019 I - XII</b>	<b>5395</b>

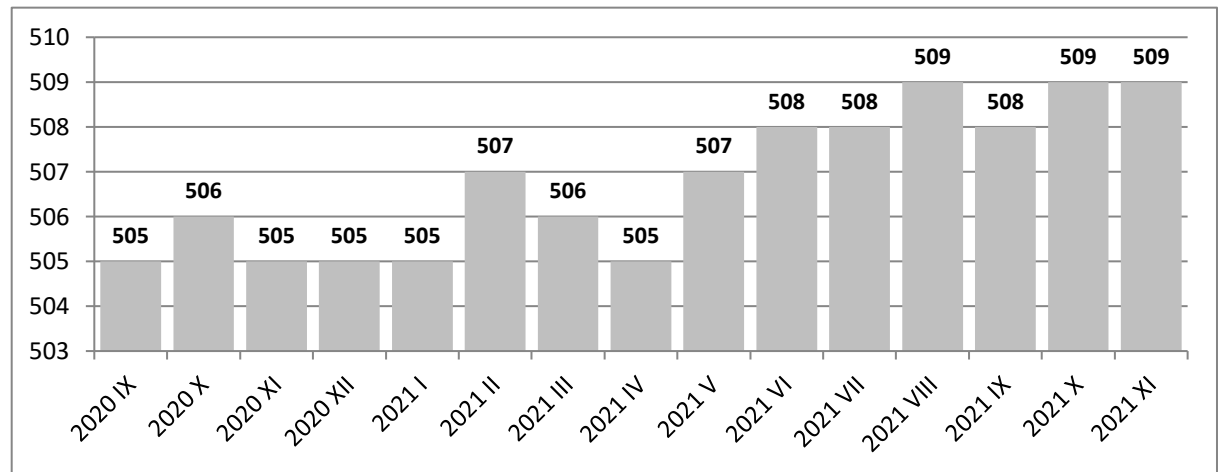




## Wholesale trade

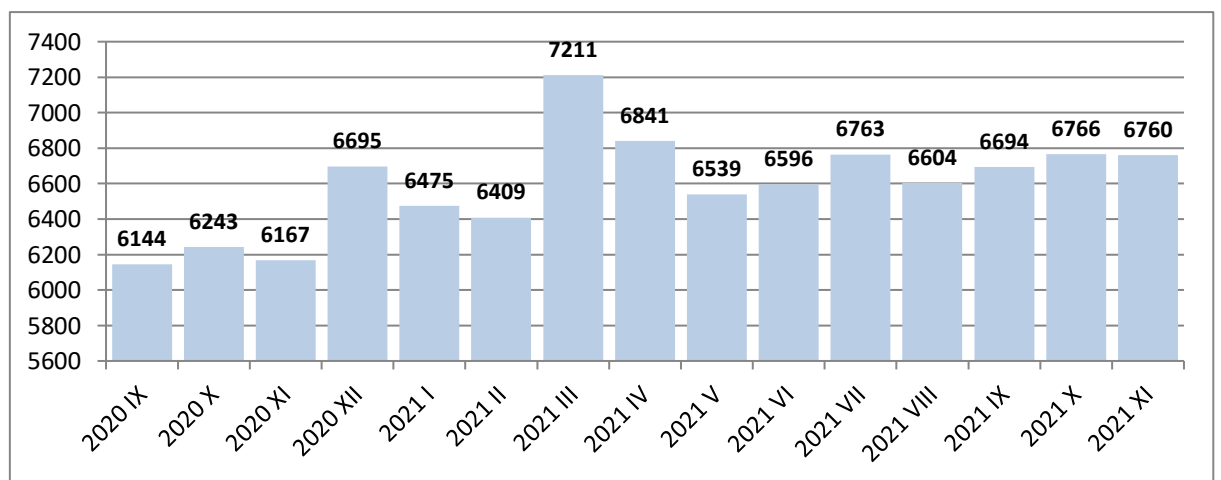
### Employment in thous.

<b>2021 XI</b>	<b>509</b>
Previous period = 100	100,0
Corresponding period = 100	100,8
<b>2021 I - XI</b>	<b>506</b>
Corresponding period = 100	100,6
<b>2020 I - XI</b>	<b>503</b>
<b>2020 I - XII</b>	<b>503</b>
Corresponding period = 100	99,4
<b>2019 I - XII</b>	<b>506</b>



### Wages in PLN

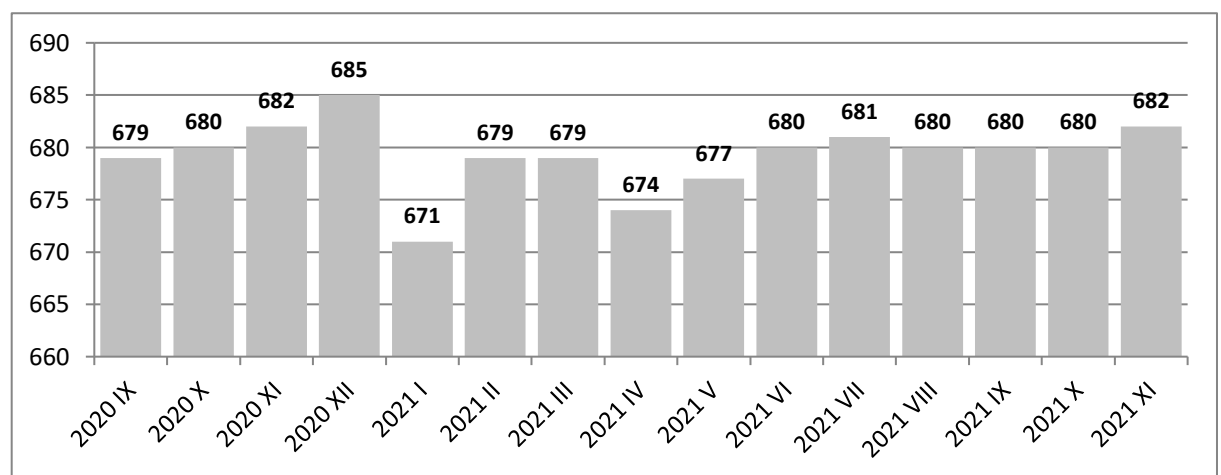
<b>2021 XI</b>	<b>6760</b>
Previous period = 100	99,9
Corresponding period = 100	109,6
<b>2021 I - XI</b>	<b>6697</b>
Corresponding period = 100	108,0
<b>2020 I - XI</b>	<b>6203</b>
<b>2020 I - XII</b>	<b>6213</b>
Corresponding period = 100	104,1
<b>2019 I - XII</b>	<b>5969</b>



## Retail trade

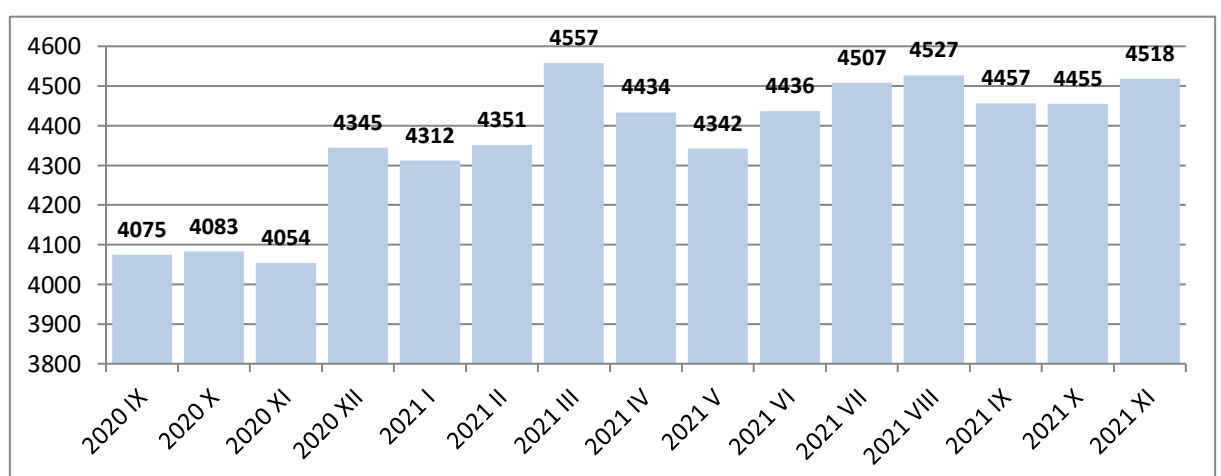
### Employment in thous.

<b>2021 XI</b>	<b>682</b>
Previous period = 100	100,3
Corresponding period = 100	100,0
<b>2021 I - XI</b>	<b>677</b>
Corresponding period = 100	99,6
<b>2020 I - XI</b>	<b>680</b>
<b>2020 I - XII</b>	<b>681</b>
Corresponding period = 100	97,8
<b>2019 I - XII</b>	<b>696</b>



### Wages in PLN

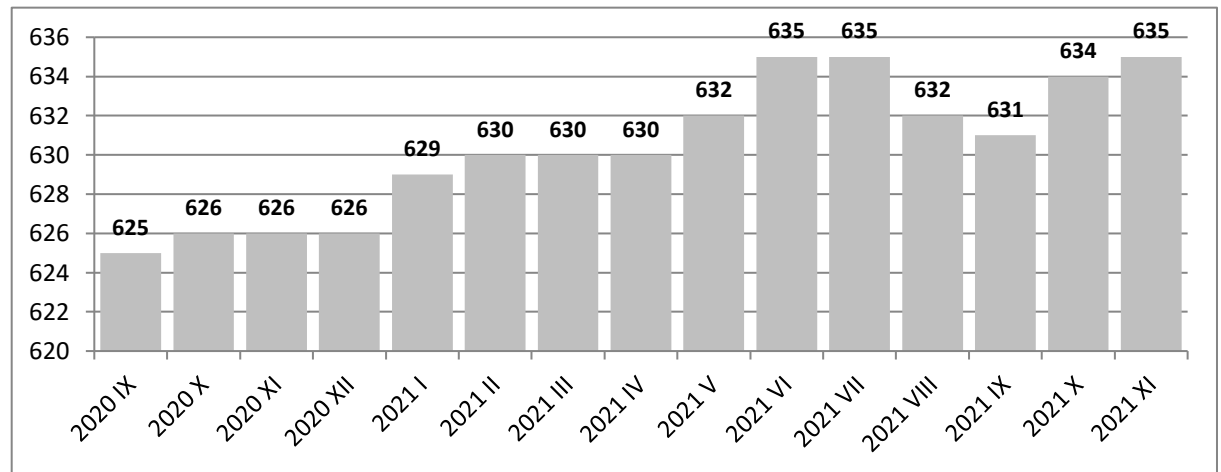
<b>2021 XI</b>	<b>4518</b>
Previous period = 100	101,4
Corresponding period = 100	111,4
<b>2021 I - XI</b>	<b>4453</b>
Corresponding period = 100	108,4
<b>2020 I - XI</b>	<b>4108</b>
<b>2020 I - XII</b>	<b>4132</b>
Corresponding period = 100	105,8
<b>2019 I - XII</b>	<b>3904</b>



## TRANSPORTATION AND STORAGE

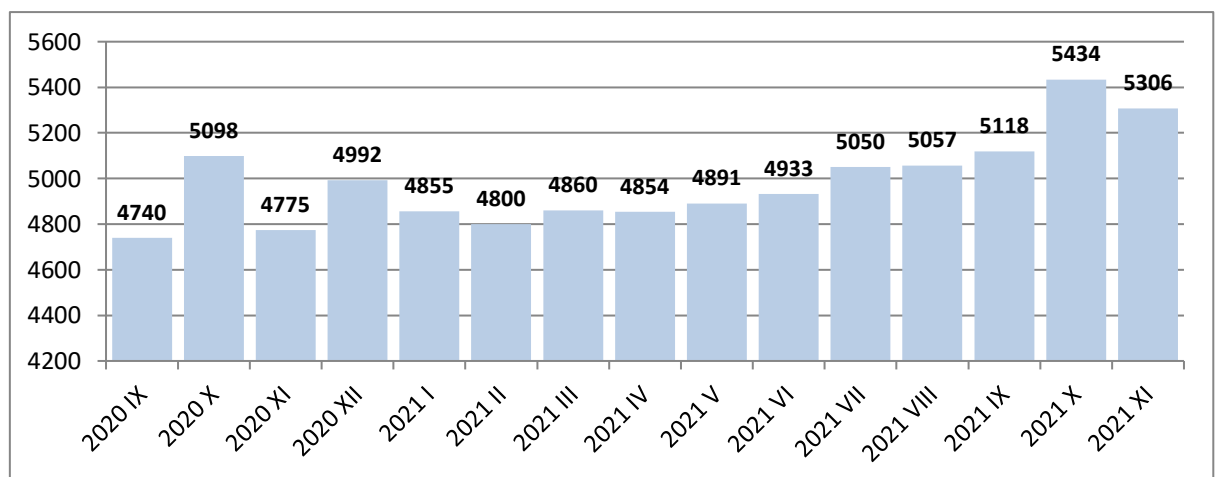
### Employment in thous.

<b>2021 XI</b>	<b>635</b>
Previous period = 100	100,2
Corresponding period = 100	101,4
<b>2021 I - XI</b>	<b>631</b>
Corresponding period = 100	101,4
<b>2020 I - XI</b>	<b>622</b>
<b>2020 I - XII</b>	<b>622</b>
Corresponding period = 100	101,8
<b>2019 I - XII</b>	<b>611</b>



### Wages in PLN

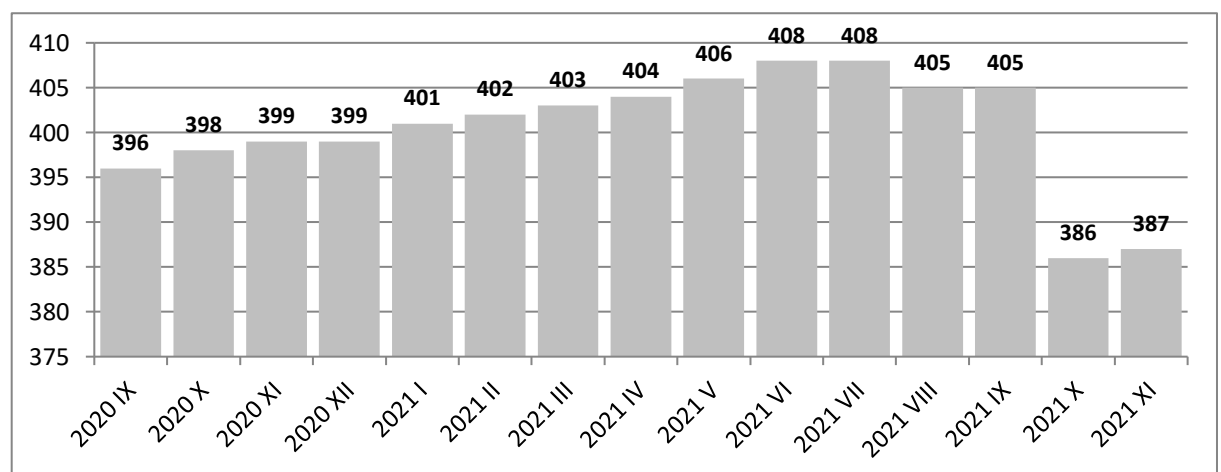
<b>2021 XI</b>	<b>5306</b>
Previous period = 100	97,7
Corresponding period = 100	111,1
<b>2021 I - XI</b>	<b>5036</b>
Corresponding period = 100	107,0
<b>2020 I - XI</b>	<b>4706</b>
<b>2020 I - XII</b>	<b>4747</b>
Corresponding period = 100	102,5
<b>2019 I - XII</b>	<b>4632</b>



## Land and pipeline transport

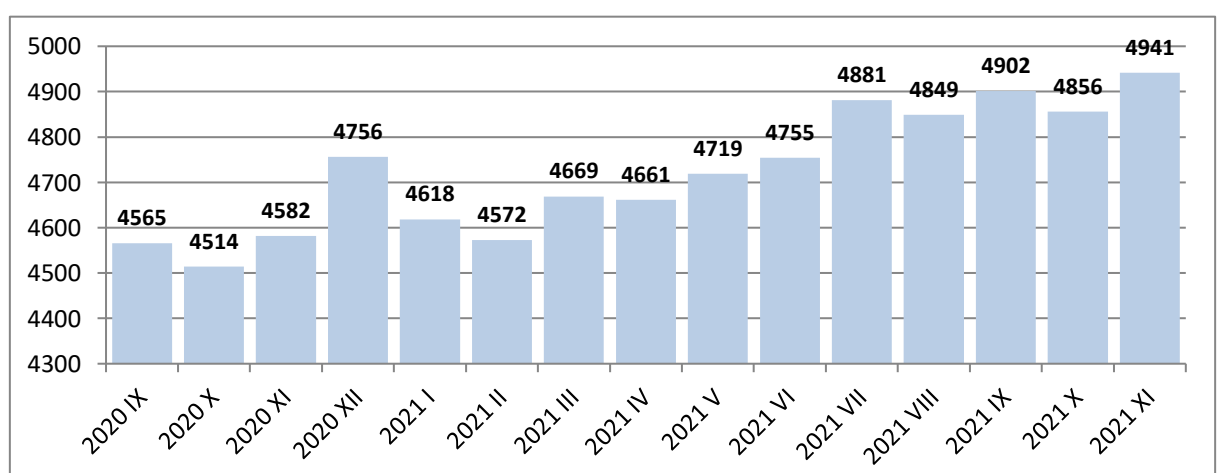
### Employment in thous.

<b>2021 XI</b>	<b>387</b>
Previous period = 100	100,3
Corresponding period = 100	97,0
<b>2021 I - XI</b>	<b>384</b>
Corresponding period = 100	97,5
<b>2020 I - XI</b>	<b>394</b>
<b>2020 I - XII</b>	<b>395</b>
Corresponding period = 100	102,6
<b>2019 I - XII</b>	<b>385</b>



### Wages in PLN

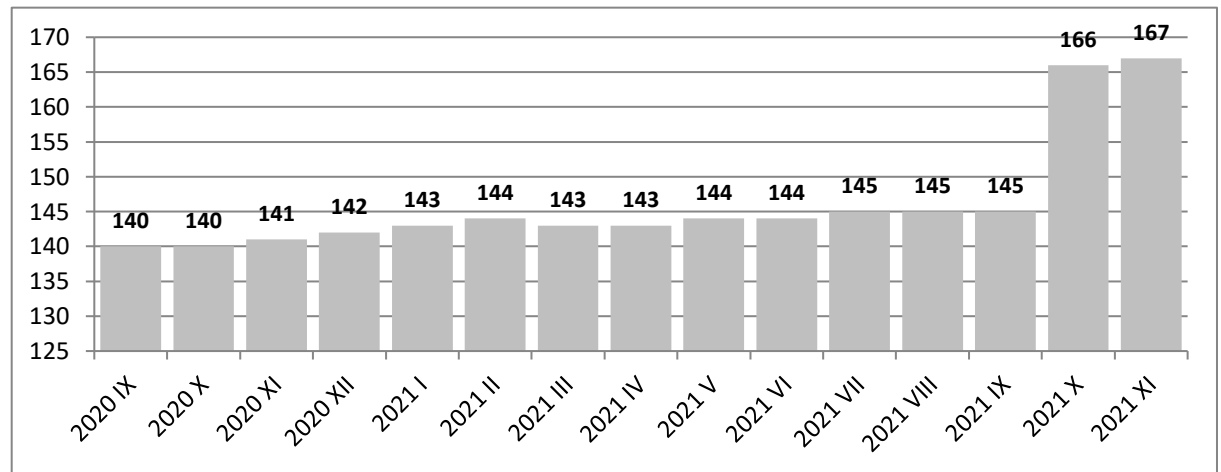
<b>2021 XI</b>	<b>4941</b>
Previous period = 100	101,8
Corresponding period = 100	107,8
<b>2021 I - XI</b>	<b>4772</b>
Corresponding period = 100	107,0
<b>2020 I - XI</b>	<b>4459</b>
<b>2020 I - XII</b>	<b>4500</b>
Corresponding period = 100	104,1
<b>2019 I - XII</b>	<b>4322</b>



## Warehousing and support activities for transportation

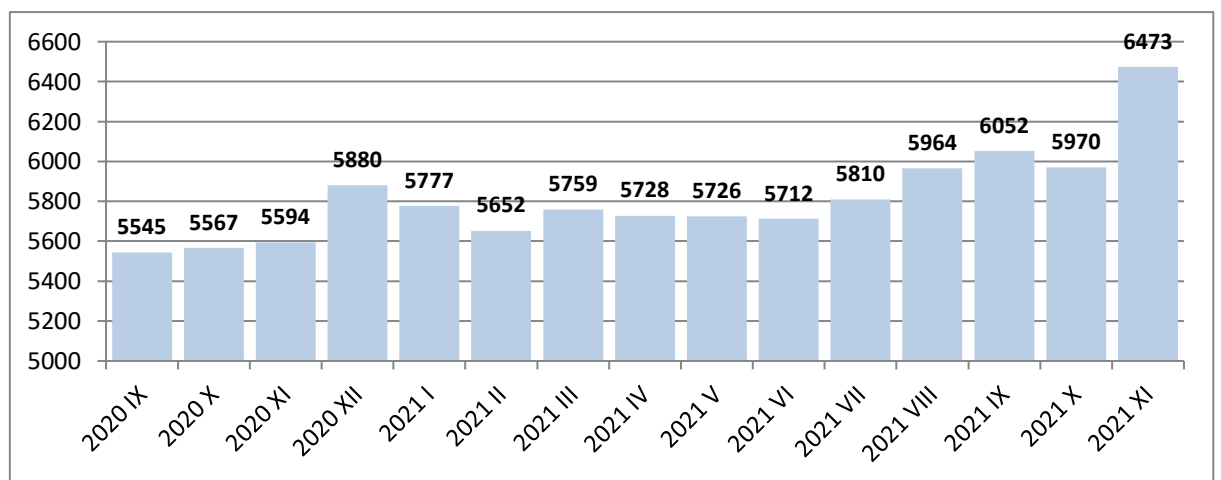
### Employment in thous.

<b>2021 XI</b>	<b>167</b>
Previous period = 100	100,6
Corresponding period = 100	118,4
<b>2021 I - XI</b>	<b>165</b>
Corresponding period = 100	117,9
<b>2020 I - XI</b>	<b>140</b>
<b>2020 I - XII</b>	<b>140</b>
Corresponding period = 100	102,2
<b>2019 I - XII</b>	<b>137</b>



### Wages in PLN

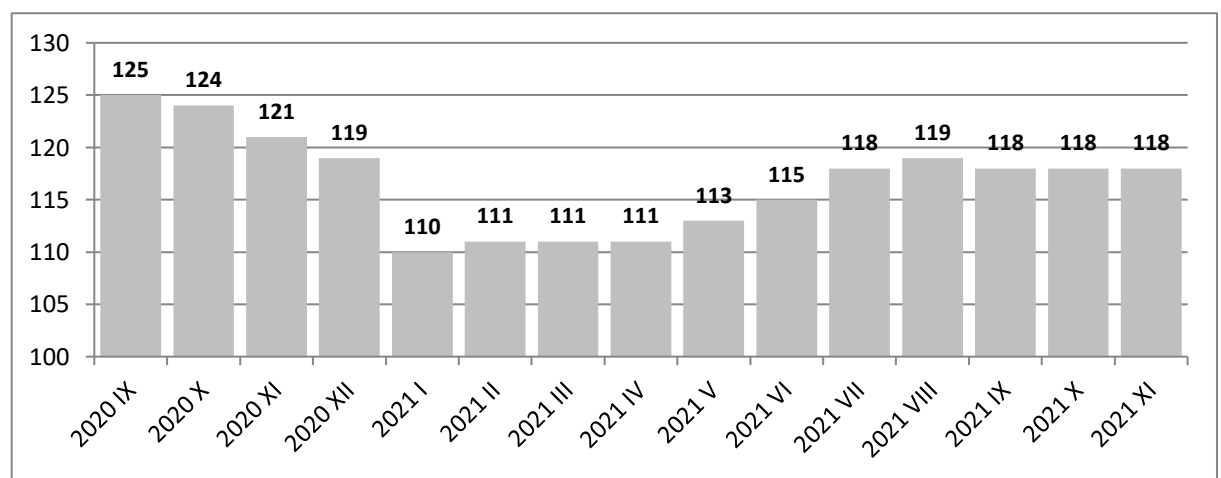
<b>2021 XI</b>	<b>6473</b>
Previous period = 100	108,4
Corresponding period = 100	115,7
<b>2021 I - XI</b>	<b>5821</b>
Corresponding period = 100	106,3
<b>2020 I - XI</b>	<b>5477</b>
<b>2020 I - XII</b>	<b>5541</b>
Corresponding period = 100	100,8
<b>2019 I - XII</b>	<b>5495</b>



## ACCOMODATION AND CATERING

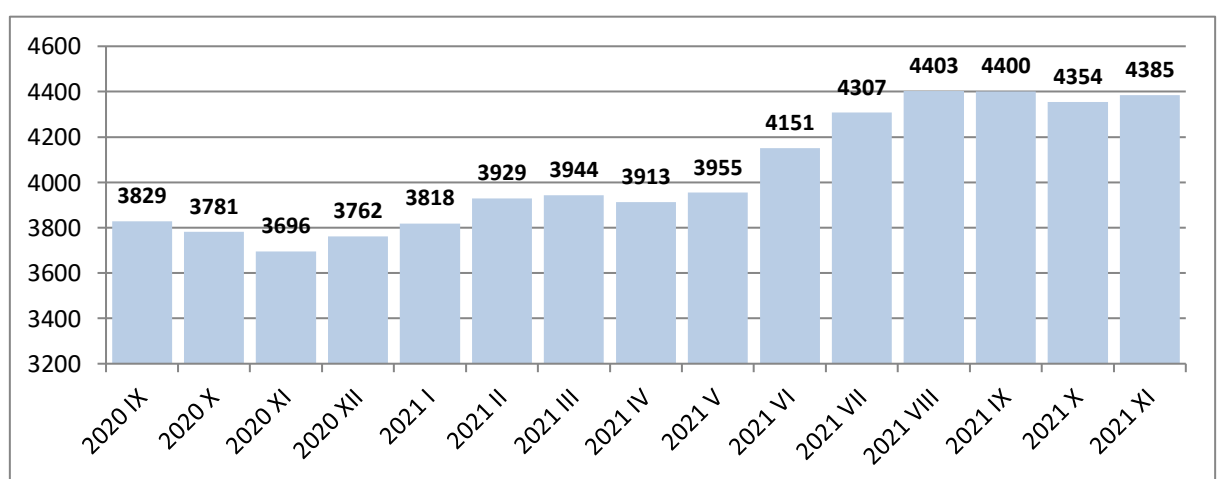
### Employment in thous.

<b>2021 XI</b>	<b>118</b>
Previous period = 100	100,0
Corresponding period = 100	97,5
<b>2021 I - XI</b>	<b>114</b>
Corresponding period = 100	89,8
<b>2020 I - XI</b>	<b>127</b>
<b>2020 I - XII</b>	<b>127</b>
Corresponding period = 100	97,7
<b>2019 I - XII</b>	<b>130</b>



### Wages in PLN

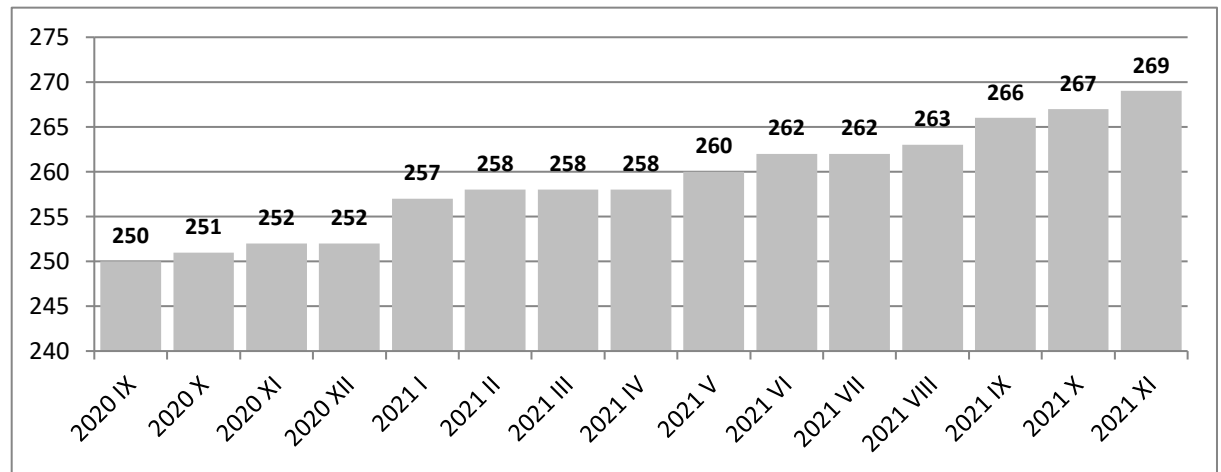
<b>2021 XI</b>	<b>4385</b>
Previous period = 100	100,7
Corresponding period = 100	118,6
<b>2021 I - XI</b>	<b>4194</b>
Corresponding period = 100	111,6
<b>2020 I - XI</b>	<b>3759</b>
<b>2020 I - XII</b>	<b>3766</b>
Corresponding period = 100	100,5
<b>2019 I - XII</b>	<b>3747</b>



## INFORMATION AND COMMUNICATION

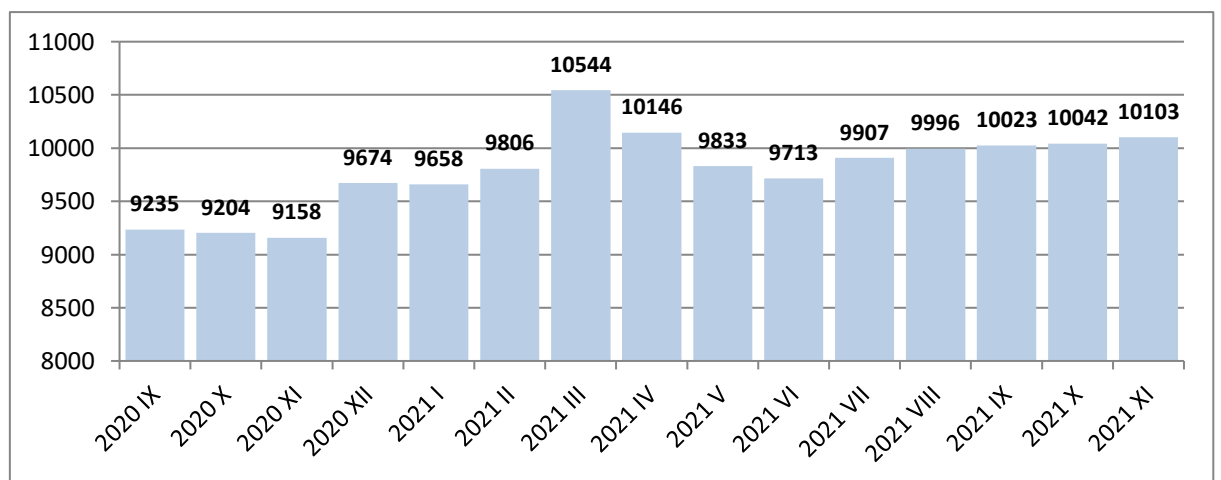
### Employment in thous.

<b>2021 XI</b>	<b>269</b>
Previous period = 100	100,7
Corresponding period = 100	106,7
<b>2021 I - XI</b>	<b>261</b>
Corresponding period = 100	104,8
<b>2020 I - XI</b>	<b>249</b>
<b>2020 I - XII</b>	<b>250</b>
Corresponding period = 100	103,3
<b>2019 I - XII</b>	<b>242</b>



### Wages in PLN

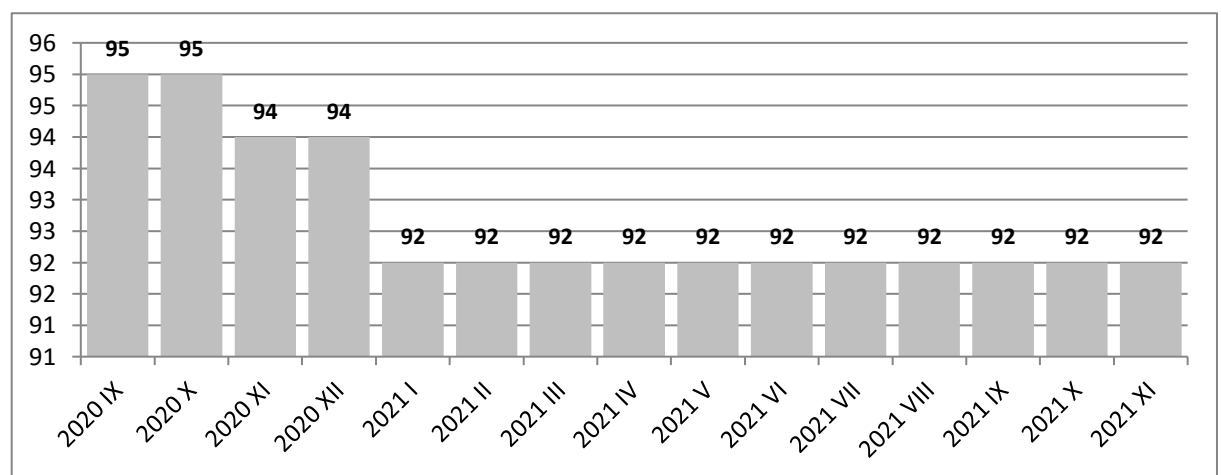
<b>2021 XI</b>	<b>10103</b>
Previous period = 100	100,6
Corresponding period = 100	110,3
<b>2021 I - XI</b>	<b>9993</b>
Corresponding period = 100	108,3
<b>2020 I - XI</b>	<b>9229</b>
<b>2020 I - XII</b>	<b>9254</b>
Corresponding period = 100	105,2
<b>2019 I - XII</b>	<b>8794</b>



## REAL ESTATE ACTIVITIES

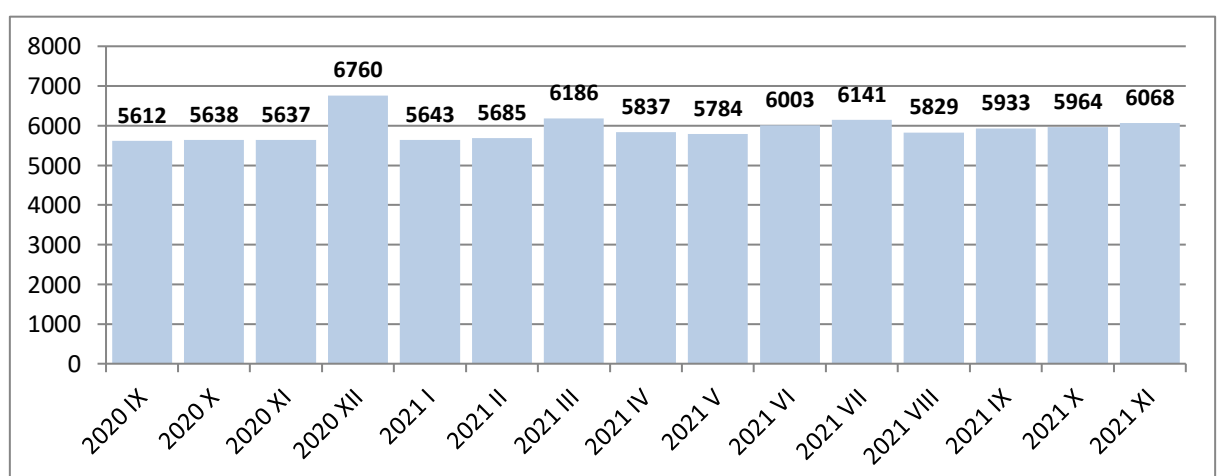
### Employment in thous.

<b>2021 XI</b>	<b>92</b>
Previous period = 100	100,0
Corresponding period = 100	97,9
<b>2021 I - XI</b>	<b>91</b>
Corresponding period = 100	95,8
<b>2020 I - XI</b>	<b>95</b>
<b>2020 I - XII</b>	<b>96</b>
Corresponding period = 100	100,0
<b>2019 I - XII</b>	<b>96</b>



### Wages in PLN

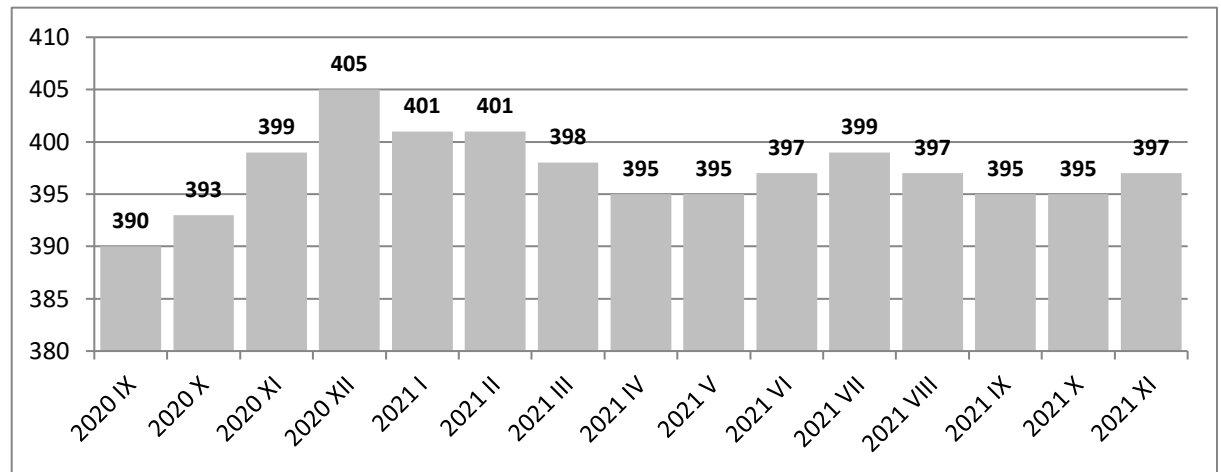
<b>2021 XI</b>	<b>6068</b>
Previous period = 100	101,7
Corresponding period = 100	107,6
<b>2021 I - XI</b>	<b>5936</b>
Corresponding period = 100	106,2
<b>2020 I - XI</b>	<b>5589</b>
<b>2020 I - XII</b>	<b>5686</b>
Corresponding period = 100	106,1
<b>2019 I - XII</b>	<b>5361</b>



## ADMINISTRATIVE AND SUPPORT SERVICE ACTIVITIES

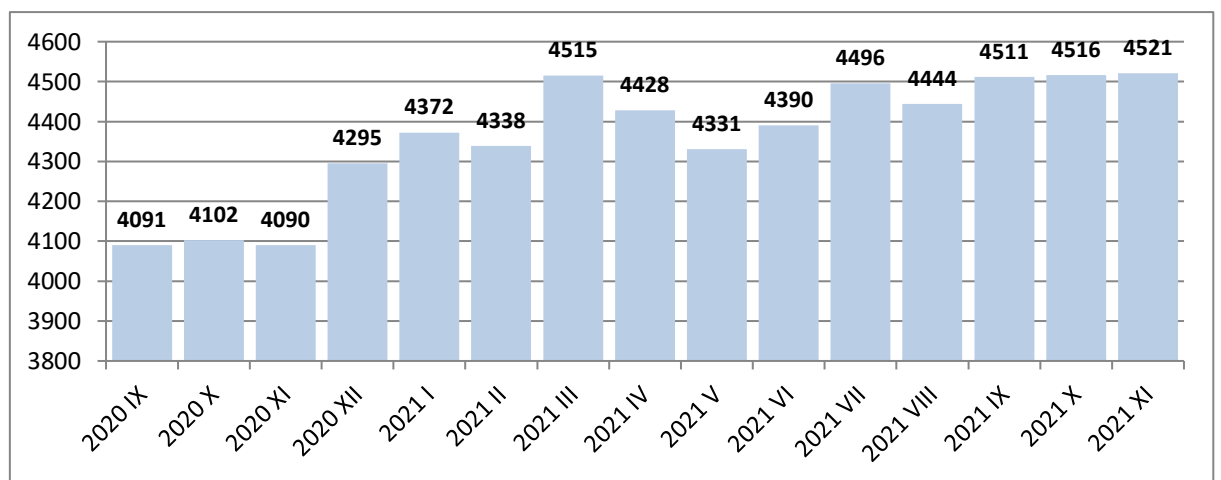
### Employment in thous.

<b>2021 XI</b>	<b>397</b>
Previous period = 100	100,5
Corresponding period = 100	99,5
<b>2021 I - XI</b>	<b>400</b>
Corresponding period = 100	101,8
<b>2020 I - XI</b>	<b>393</b>
<b>2020 I - XII</b>	<b>394</b>
Corresponding period = 100	94,5
<b>2019 I - XII</b>	<b>417</b>



### Wages in PLN

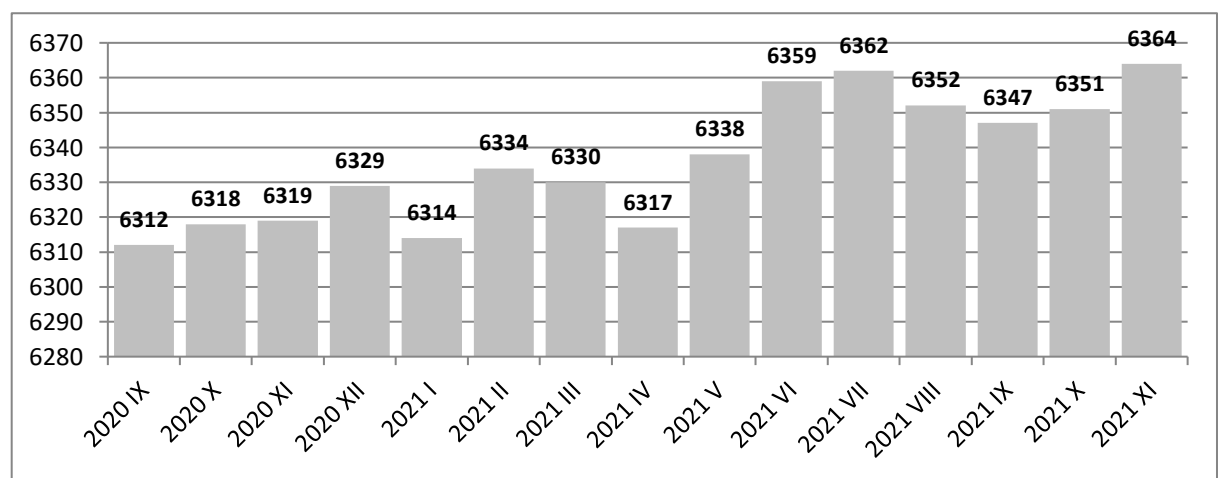
<b>2021 XI</b>	<b>4521</b>
Previous period = 100	100,1
Corresponding period = 100	110,6
<b>2021 I - XI</b>	<b>4461</b>
Corresponding period = 100	109,5
<b>2020 I - XI</b>	<b>4074</b>
<b>2020 I - XII</b>	<b>4096</b>
Corresponding period = 100	108,3
<b>2019 I - XII</b>	<b>3783</b>



## ENTERPRISE SECTOR - Grand total

### Employment in thous.

<b>2021 XI</b>	<b>6364</b>
Previous period = 100	100,2
Corresponding period = 100	100,7
<b>2021 I - XI</b>	<b>6337</b>
Corresponding period = 100	100,3
<b>2020 I - XI</b>	<b>6320</b>
<b>2020 I - XII</b>	<b>6326</b>
Corresponding period = 100	98,9
<b>2019 I - XII</b>	<b>6395</b>



### Wages in PLN

<b>2021 XI</b>	<b>6022</b>
Previous period = 100	101,8
Corresponding period = 100	109,8
<b>2021 I - XI</b>	<b>5816</b>
Corresponding period = 100	108,5
<b>2020 I - XI</b>	<b>5360</b>
<b>2020 I - XII</b>	<b>5411</b>
Corresponding period = 100	104,7
<b>2019 I - XII</b>	<b>5169</b>

