



**Monthly review of the economic situation  
in industries**

**Polish Chamber of Commerce**

**31/05/2023**

---

## Table of Contents

Table of Contents	p. 2
Explanations and comments	p. 3
Comparison of employment and salary levels in selected industries	p. 4
INDUSTRY - Total	p. 6
MINING AND QUARRYING	p. 7
Mining of coal and lignite	p. 8
MANUFACTURING	p. 9
Manufacture of food products	p. 10
Manufacture of beverages	p. 11
Manufacture of tobacco products	p. 12
Manufacture of textiles	p. 13
Manufacture of wearing apparel	p. 14
Manufacture of leather and related products	p. 15
Manufacture of products of wood, cork, straw and wicker	p. 16
Manufacture of paper and paper products	p. 17
Printing and reproduction of recorded media	p. 18
Manufacture of coke and refined petroleum products	p. 19
Manufacture of chemicals and chemical products	p. 20
Manufacture of pharmaceutical products	p. 21
Manufacture of rubber and plastic products	p. 22
Manufacture of other nonmetallic mineral products	p. 23
Manufacture of basic metals	p. 24
Manufacture of metal products	p. 25
Manufacture of computer, electronic and optical products	p. 26
Manufacture of electrical equipment	p. 27
Manufacture of machinery and equipment n.e.c.	p. 28
Manufacture of motor vehicles, trailers and semitrailers	p. 29
Manufacture of other transport equipment	p. 30
Manufacture of furniture	p. 31
ELECTRICITY, GAS, STEAM AND AIR CONDITIONING SUPPLY	p. 32
WATER, SUPPLY; SEWERAGE, WASTE MANAGEMENT AND REMEDIATION ACTIVITIES	p. 33
Water collection, treatment and supply	p. 34
Waste collection, treatment and disposal activities; materials recovery	p. 35
CONSTRUCTION - Total	p. 36
Construction of buildings	p. 37
Civil engineering	p. 38
Specialised construction activities	p. 39
TRADE; REPAIR OF MOTOR VEHICLES	p. 40
Wholesale and retail trade and repair of motor vehicles	p. 40
Wholesale trade	p. 41
Retail trade	p. 41
TRANSPORTATION AND STORAGE	p. 42
Land and pipeline transport	p. 42
Warehousing and support activities for transportation	p. 43
ACCOMODATION AND CATERING	p. 43
INFORMATION AND COMMUNICATION	p. 44
REAL ESTATE ACTIVITIES	p. 44
ADMINISTRATIVE AND SUPPORT SERVICE ACTIVITIES	p. 45
ENTERPRISE SECTOR - Grand total	p. 45

## Explanations and comments

Analysts and commentators dealing with economic issues usually focus on data illustrating the current state and changes of the entire Polish economy. This approach is natural. Data generalization allows for easier understanding and easier formulation of projections about the future. However, it should be borne in mind that from the point of view of individual companies, the synthesis of data at the national level is not adequate due to the very different situation and specificity of the industries operating in the country.

The Polish economy is very diverse. Due to the large size and large population, numerous ideas for running a business had a chance to develop in our area. We have a particularly large abundance in this variety in industry, construction, services. This is confirmed by the information presented by official statistics. The differentiation concerns both the potential in terms of sales level, the number of employees, but also the current situation, including the rate of sales growth, the level and dynamics of wages, progress in terms of efficiency.

The intention of the Polish Chamber of Commerce is to support the work of entrepreneurs by presenting them with data on the economic potential and the current economic situation in individual industries. In the study below, the data of the Central Statistical Office have been supplemented with the estimates of the Polish Chamber of Commerce based on GUS data.

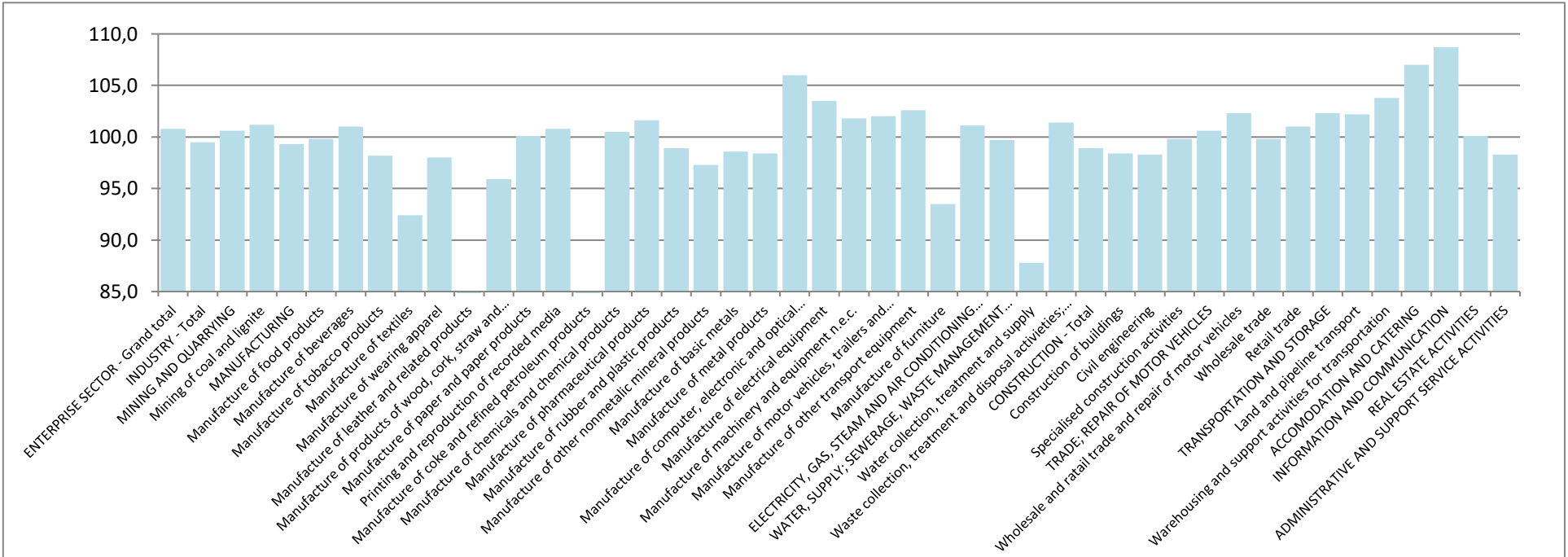
The study presents data on the enterprise sector. The widest range of data is available for industry and construction - where the following are presented: the level of sales and the current rate of its growth along with the average productivity of an employee measured by sales per one employee, the level and dynamics of employment, level and dynamics of wages, dynamics of productivity. In the case of other industries, the information concerns the level and dynamics of wages and the level and dynamics of employment.

**Comparison of employment and salary levels in selected industries**

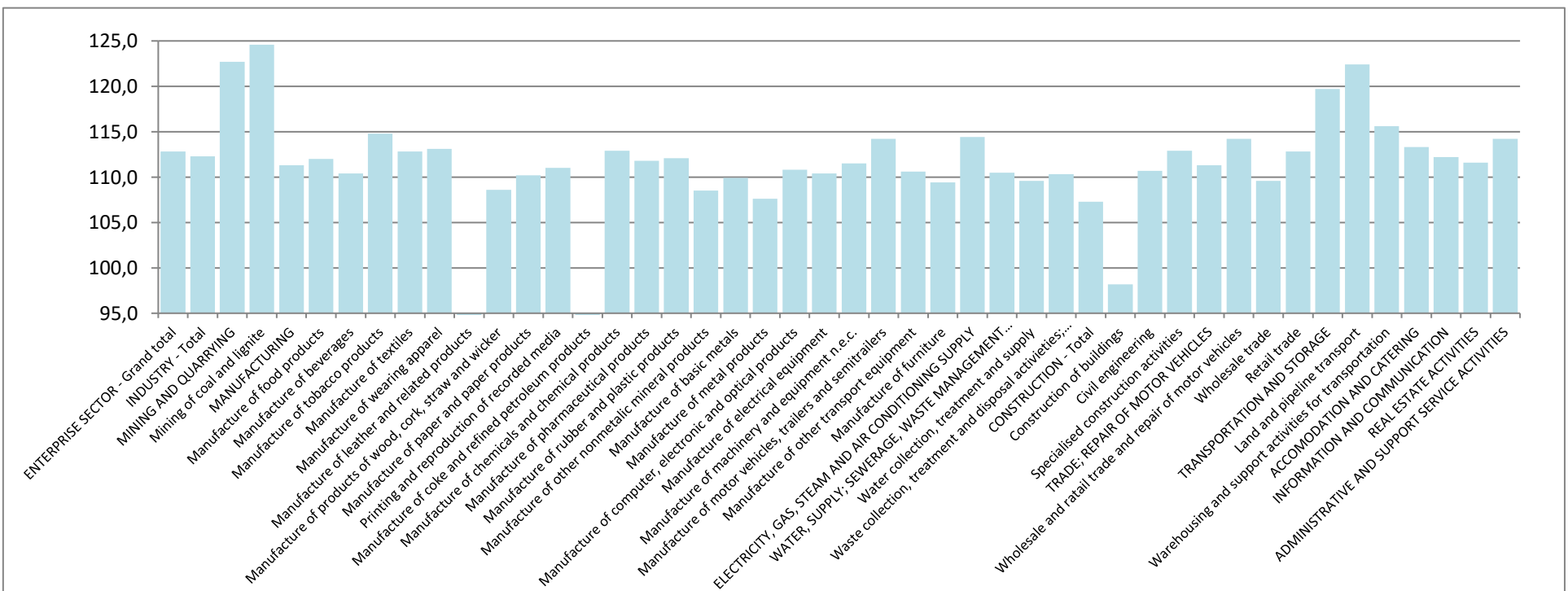
	Employment				Wages				
	2023 IV		2023 I-IV		2023 IV		2023 I-IV		Average =100
	in thous.	Corresp. = 100	in thous.	Corresp. = 100	PLN	Corresp. = 100	PLN	Corresp. = 100	
ENTERPRISE SECTOR - Grand total	6524	100,4	6529	100,8	7431	112,1	7243	112,8	100,0
INDUSTRY - Total	2752	99,3	2753	99,5	7316	112,7	7121	112,3	98,3
MINING AND QUARRYING	123	102,0	123	100,6	13271	148,6	11428	122,7	157,8
Mining of coal and lignite	72	102,0	72	101,2	15593	170,7	12800	124,6	176,7
MANUFACTURING	2378	99,1	2379	99,3	6910	109,8	6780	111,3	93,6
Manufacture of food products	378	99,6	378	99,8	6171	109,6	6040	112,0	83,4
Manufacture of beverages	21	101,0	21	101,0	8796	108,1	8650	110,4	119,4
Manufacture of tobacco products	8	99,5	8	98,2	9445	111,7	10202	114,8	140,8
Manufacture of textiles	43	91,8	43	92,4	5321	113,5	5307	112,8	73,3
Manufacture of wearing apparel	47	97,5	47	98,0	4531	112,1	4532	113,1	62,6
Manufacture of leather and related products									
Manufacture of products of wood, cork, straw and wicker	96	95,2	97	95,9	5482	106,4	5511	108,6	76,1
Manufacture of paper and paper products	64	99,4	64	100,1	7358	107,0	7299	110,2	100,8
Printing and reproduction of recorded media	38	100,5	38	100,8	7636	116,1	7104	111,0	98,1
Manufacture of coke and refined petroleum products									
Manufacture of chemicals and chemical products	82	100,4	82	100,5	8221	106,2	8002	112,9	110,5
Manufacture of pharmaceutical products	27	102,5	27	101,6	9725	112,9	9704	111,8	134,0
Manufacture of rubber and plastic products	218	98,5	217	98,9	6895	110,4	6773	112,1	93,5
Manufacture of other nonmetallic mineral products	122	97,1	122	97,3	7256	104,3	7131	108,5	98,4
Manufacture of basic metals	63	98,4	63	98,6	7605	103,7	7468	109,9	103,1
Manufacture of metal products	293	98,2	293	98,4	6415	108,2	6306	107,6	87,1
Manufacture of computer, electronic and optical products	60	105,2	60	106,0	7623	110,9	7478	110,8	103,2
Manufacture of electrical equipment	126	102,9	126	103,5	7763	111,8	7522	110,4	103,8
Manufacture of machinery and equipment n.e.c.	126	101,5	126	101,8	7517	111,2	7272	111,5	100,4
Manufacture of motor vehicles, trailers and semitrailers	202	102,4	201	102,0	7743	114,0	7630	114,2	105,3
Manufacture of other transport equipment	53	101,9	53	102,6	8332	110,3	7942	110,6	109,6
Manufacture of furniture	153	92,9	154	93,5	5367	108,6	5345	109,4	73,8
ELECTRICITY, GAS, STEAM AND AIR CONDITIONING SUPPLY	113	101,1	113	101,1	10653	116,5	10773	114,4	148,7
WATER, SUPPLY; SEWERAGE, WASTE MANAGEMENT AND REPAIRS	138	99,8	138	99,7	6261	109,9	6157	110,5	85,0
Water collection, treatment and supply	27	87,7	27	87,8	6174	106,1	6259	109,6	86,4
Waste collection, treatment and disposal activities; materials recovery	70	101,6	70	101,4	6072	110,0	5982	110,3	82,6
CONSTRUCTION - Total	419	98,8	419	98,9	6950	105,6	6677	107,3	92,2
Construction of buildings	141	97,4	142	98,4	5841	95,5	5900	98,2	81,5
Civil engineering	129	98,6	128	98,3	8300	108,8	7518	110,7	103,8
Specialised construction activities	149	100,3	149	99,8	6834	111,7	6698	112,9	92,5
TRADE; REPAIR OF MOTOR VEHICLES	1327	100,2	1327	100,6	7028	110,6	6805	111,3	93,9
Wholesale and retail trade and repair of motor vehicles	114	102,1	114	102,3	7938	113,2	7802	114,2	107,7
Wholesale trade	515	99,5	513	99,8	8492	108,2	8307	109,6	114,7
Retail trade	698	100,5	699	101,0	5800	113,0	5539	112,8	76,5
TRANSPORTATION AND STORAGE	668	101,7	669	102,3	6927	114,8	6810	119,7	94,0
Land and pipeline transport	412	101,6	413	102,2	6961	114,4	6852	122,4	94,6
Warehousing and support activities for transportation	176	103,6	176	103,8	7432	116,2	7265	115,6	100,3
ACCOMMODATION AND CATERING	130	106,1	130	107,0	5267	114,6	5245	113,3	72,4
INFORMATION AND COMMUNICATION	309	107,0	310	108,7	12760	110,8	12618	112,2	174,2
REAL ESTATE ACTIVITIES	91	100,2	91	100,1	7225	109,2	7219	111,6	99,7
ADMINISTRATIVE AND SUPPORT SERVICE ACTIVITIES	394	97,4	397	98,3	5658	114,1	5591	114,2	77,2

## Comparison of employment and salary levels in selected industries

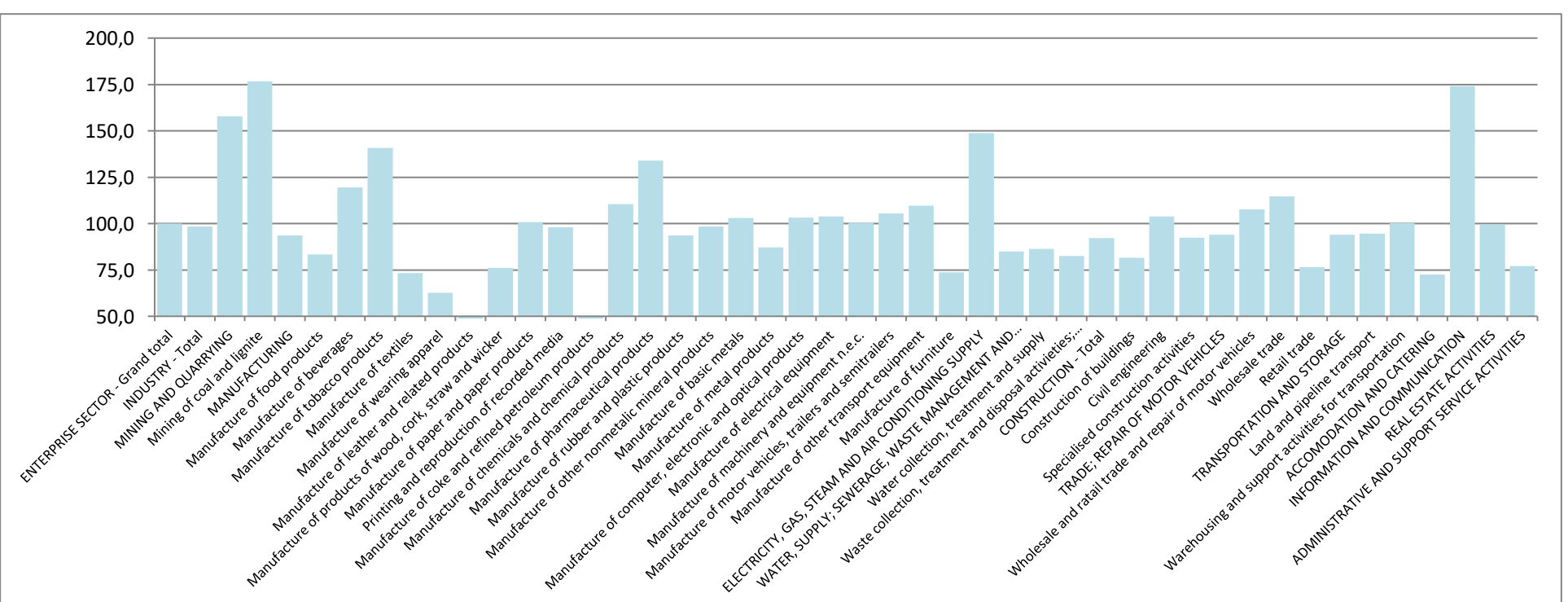
### Comparison of employment dynamics in industries in the period January - April 2023 - corresponding period = 100



### Comparison of wage dynamics in industries in the period January - April 2023 - corresponding period = 100



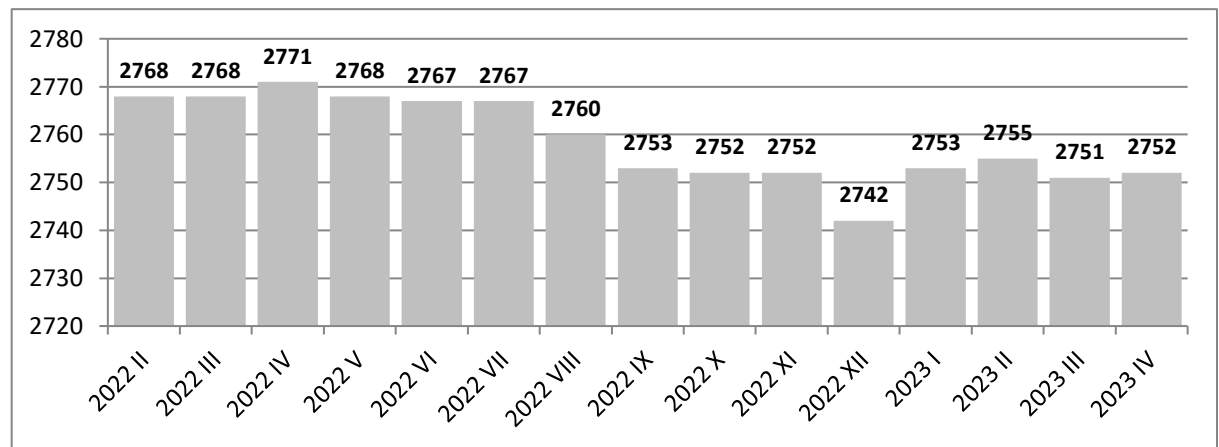
### Comparison of wages in industries in the period January - April 2023 - average for the enterprise sector = 100



## INDUSTRY - Total

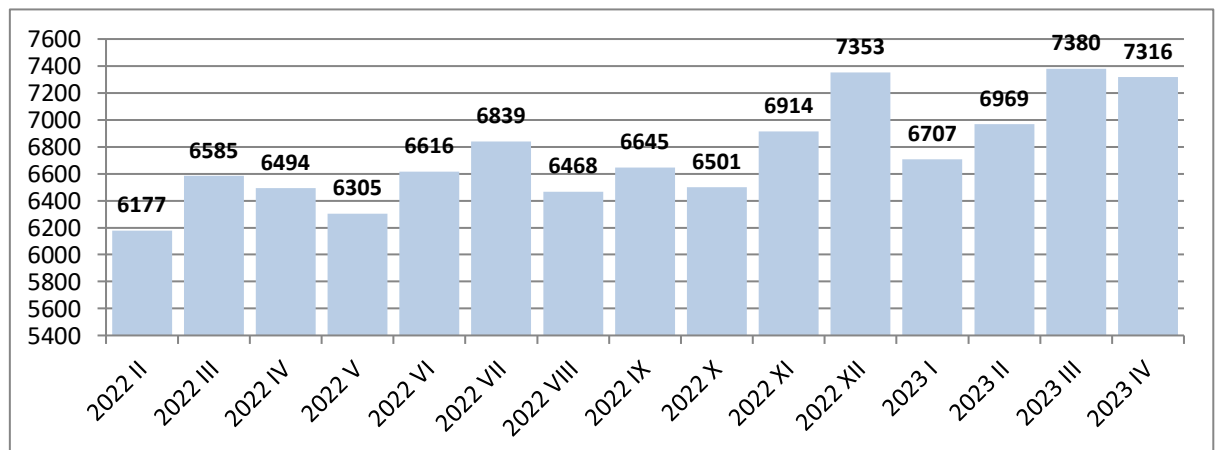
### Employment in thous.

<b>2023 IV</b>	<b>2752</b>
Previous period = 100	100,0
Corresponding period = 100	99,3
<b>2023 I - IV</b>	<b>2753</b>
Corresponding period = 100	99,5
<b>2022 I - IV</b>	<b>2768</b>
<b>2022 I - XII</b>	<b>2768</b>
Corresponding period = 100	101,4
<b>2021 I - XII</b>	<b>2730</b>



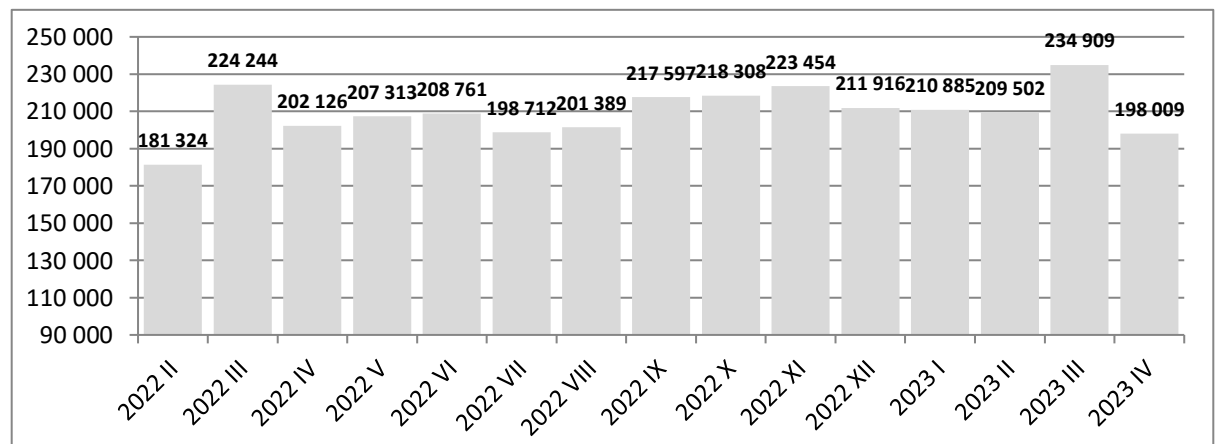
### Wages in PLN

<b>2023 IV</b>	<b>7316</b>
Previous period = 100	99,1
Corresponding period = 100	112,7
<b>2023 I - IV</b>	<b>7121</b>
Corresponding period = 100	112,3
<b>2022 I - IV</b>	<b>6341</b>
<b>2022 I - XII</b>	<b>6599</b>
Corresponding period = 100	111,5
<b>2021 I - XII</b>	<b>5918</b>



### Sales million PLN

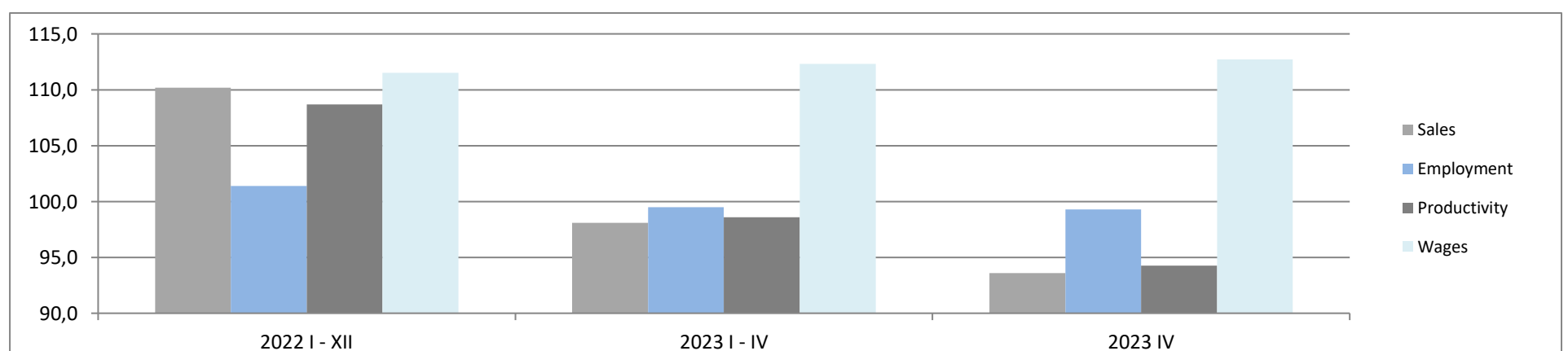
<b>2023 IV</b>	<b>198 009</b>
Previous period = 100	85,2
Corresponding period = 100	93,6
<b>2023 I - IV</b>	<b>856 730</b>
Corresponding period = 100	98,1
<b>2022 I - IV</b>	<b>781 948</b>
<b>2022 I - XII</b>	<b>2 477 893</b>
Corresponding period = 100	110,2
<b>2021 I - XII</b>	<b>1 867 623</b>



### Compare key data

		<b>2021 I - XII</b>	<b>2022 I - XII</b>	<b>2022 I - IV</b>	<b>2023 I - IV</b>	<b>2023 IV</b>
Sales	million PLN	1 867 623	2 477 893	781 948	856 730	198 009
Sales per employed	thous. PLN	684	895	282	311	72
Employment	in thous.	2730	2768	2768	2753	2752
Wages	in PLN	5918	6599	6341	7121	7316
			<b>2022 I - XII</b>	<b>2023 I - IV</b>	<b>2023 IV</b>	
Sales	Corresponding period = 100		110,2	98,1	93,6	
Employment	Corresponding period = 100		101,4	99,5	99,3	
Productivity	Corresponding period = 100		108,7	98,6	94,3	
Wages	Corresponding period = 100		111,5	112,3	112,7	

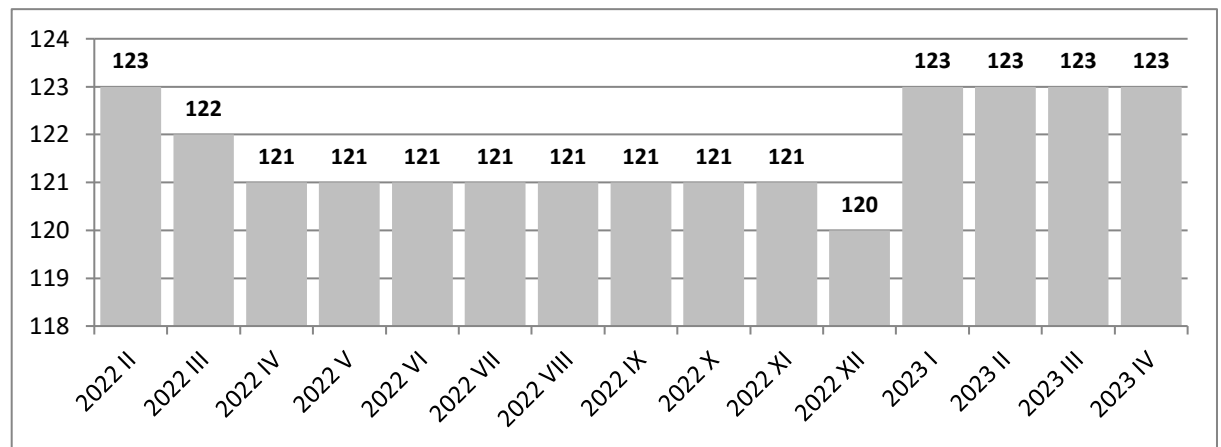
### Comparison of sales, employment, productivity and wage dynamics for selected periods (corresponding = 100)



## MINING AND QUARRYING

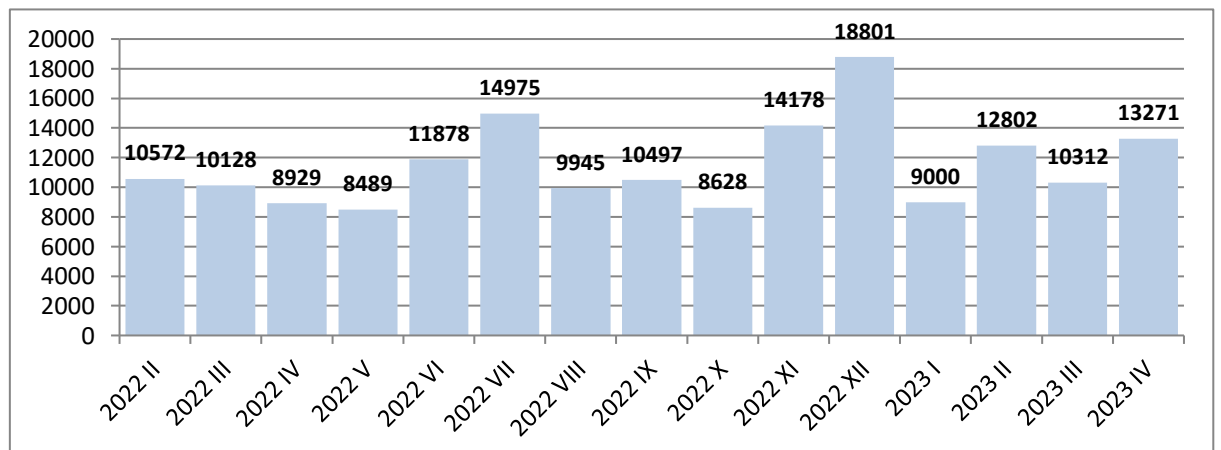
### Employment in thous.

<b>2023 IV</b>	<b>123</b>
Previous period = 100	100,0
Corresponding period = 100	101,7
<b>2023 I - IV</b>	<b>123</b>
Corresponding period = 100	100,8
<b>2022 I - IV</b>	<b>122</b>
<b>2022 I - XII</b>	<b>121</b>
Corresponding period = 100	98,4
<b>2021 I - XII</b>	<b>123</b>



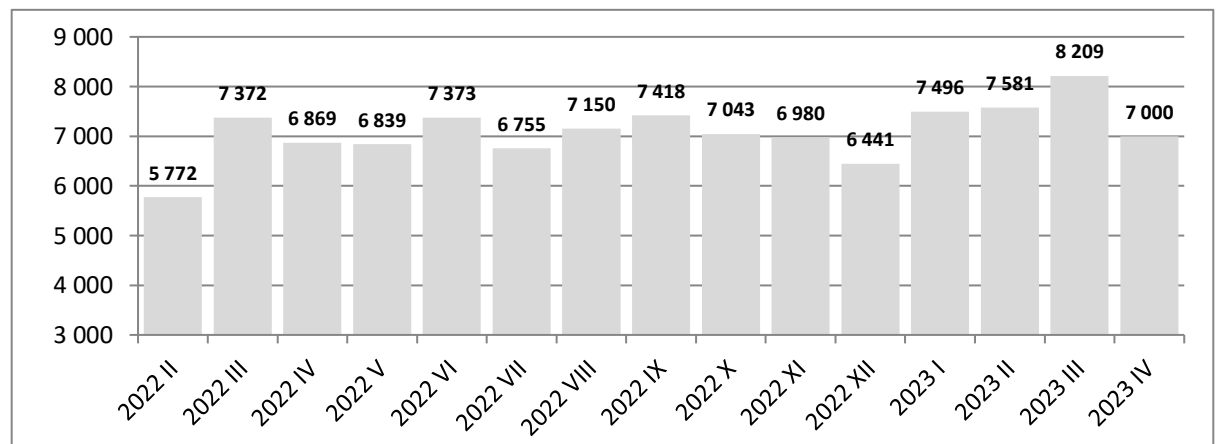
### Wages in PLN

<b>2023 IV</b>	<b>13271</b>
Previous period = 100	128,7
Corresponding period = 100	148,6
<b>2023 I - IV</b>	<b>11428</b>
Corresponding period = 100	122,7
<b>2022 I - IV</b>	<b>9313</b>
<b>2022 I - XII</b>	<b>11174</b>
Corresponding period = 100	122,3
<b>2021 I - XII</b>	<b>9134</b>



### Sales million PLN

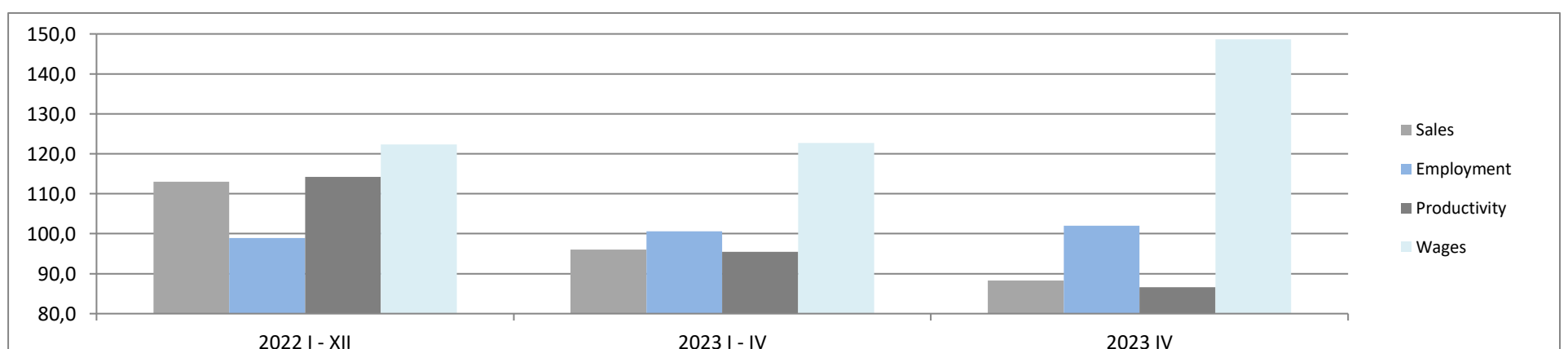
<b>2023 IV</b>	<b>7 000</b>
Previous period = 100	85,5
Corresponding period = 100	88,3
<b>2023 I - IV</b>	<b>30 537</b>
Corresponding period = 100	96,0
<b>2022 I - IV</b>	<b>26 008</b>
<b>2022 I - XII</b>	<b>82 529</b>
Corresponding period = 100	113,0
<b>2021 I - XII</b>	<b>58 524</b>



### Compare key data

		<b>2021 I - XII</b>	<b>2022 I - XII</b>	<b>2022 I - IV</b>	<b>2023 I - IV</b>	<b>2023 IV</b>
Sales	million PLN	58 524	82 529	26 008	30 537	7 000
Sales per employed	thous. PLN	476	682	213	248	57
Employment	in thous.	123	121	122	123	123
Wages	in PLN	9134	11174	9313	11428	13271
			<b>2022 I - XII</b>	<b>2023 I - IV</b>	<b>2023 IV</b>	
Sales	Corresponding period = 100		113,0	96,0	88,3	
Employment	Corresponding period = 100		98,9	100,6	102,0	
Productivity	Corresponding period = 100		114,3	95,4	86,6	
Wages	Corresponding period = 100		122,3	122,7	148,6	

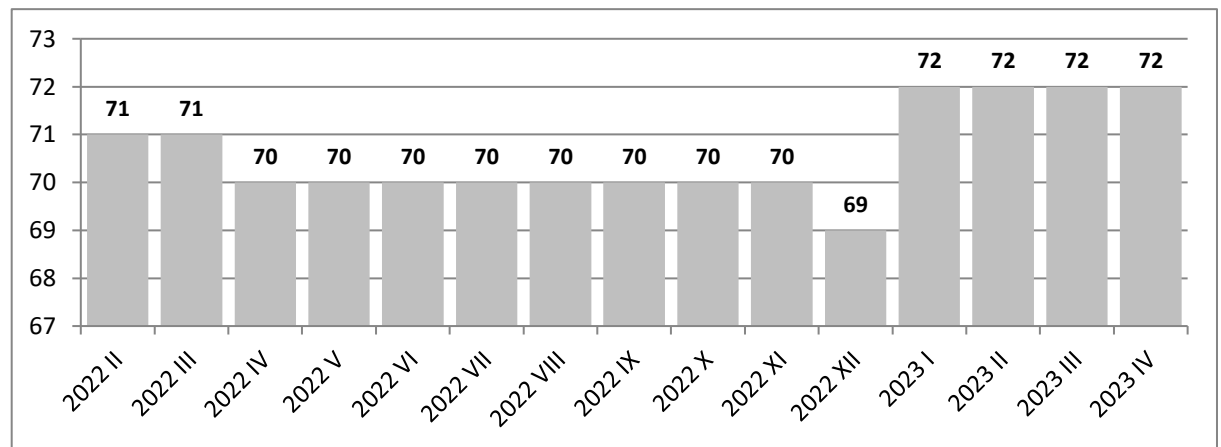
### Comparison of sales, employment, productivity and wage dynamics for selected periods (corresponding = 100)



## Mining of coal and lignite

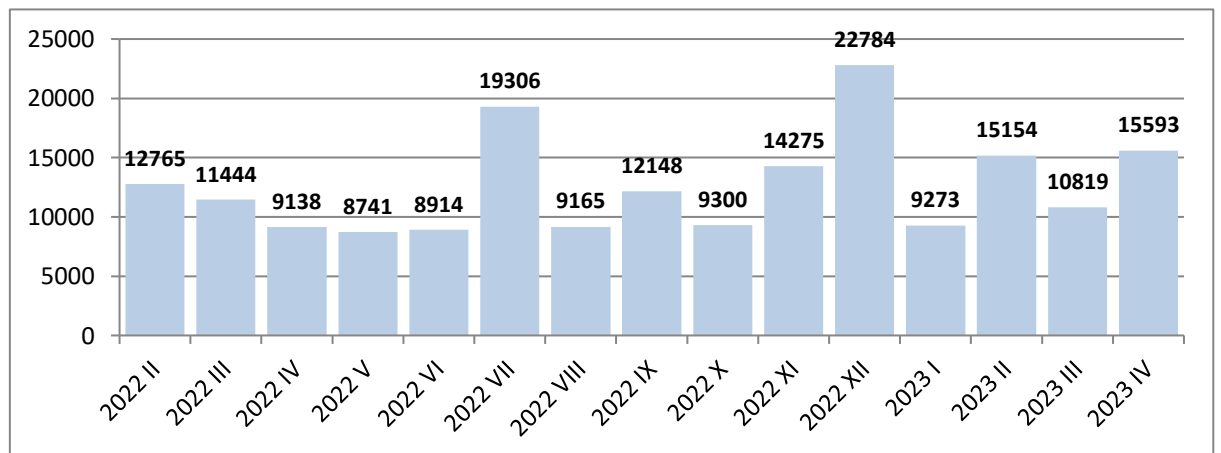
### Employment in thous.

<b>2023 IV</b>	<b>72</b>
Previous period = 100	100,0
Corresponding period = 100	102,9
<b>2023 I - IV</b>	<b>72</b>
Corresponding period = 100	101,4
<b>2022 I - IV</b>	<b>71</b>
<b>2022 I - XII</b>	<b>70</b>
Corresponding period = 100	95,9
<b>2021 I - XII</b>	<b>73</b>



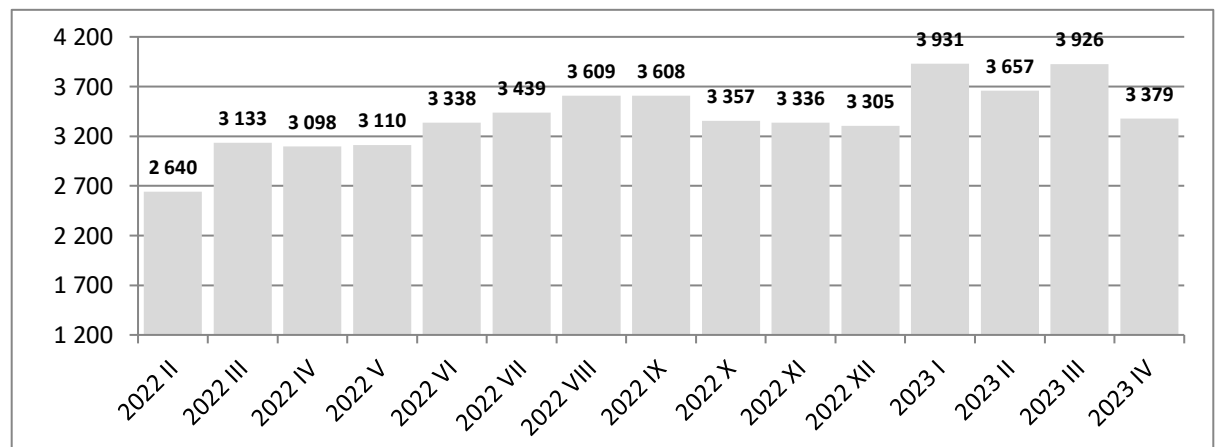
### Wages in PLN

<b>2023 IV</b>	<b>15593</b>
Previous period = 100	144,1
Corresponding period = 100	170,7
<b>2023 I - IV</b>	<b>12800</b>
Corresponding period = 100	124,6
<b>2022 I - IV</b>	<b>10271</b>
<b>2022 I - XII</b>	<b>12136</b>
Corresponding period = 100	129,4
<b>2021 I - XII</b>	<b>9375</b>



### Sales million PLN

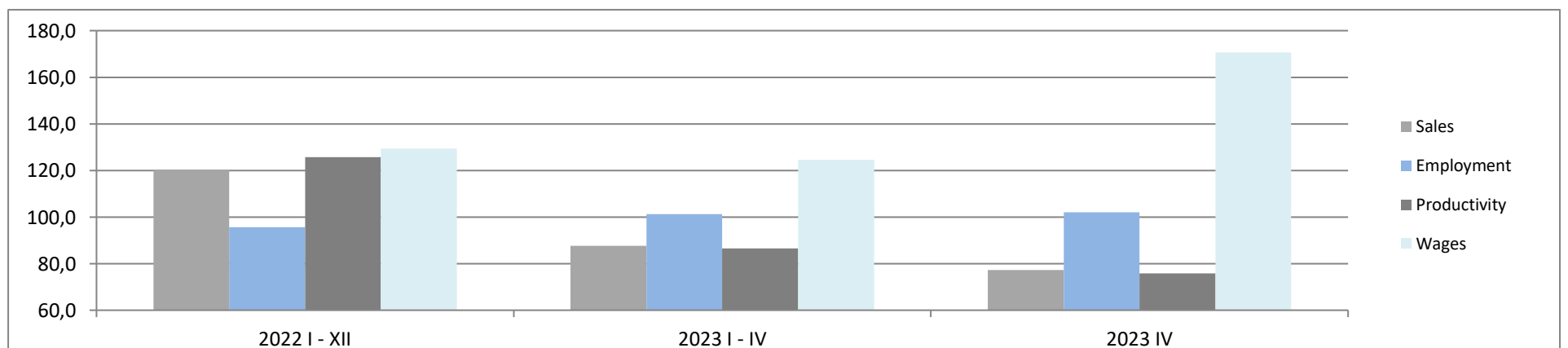
<b>2023 IV</b>	<b>3 379</b>
Previous period = 100	84,3
Corresponding period = 100	77,3
<b>2023 I - IV</b>	<b>15 039</b>
Corresponding period = 100	87,6
<b>2022 I - IV</b>	<b>11 667</b>
<b>2022 I - XII</b>	<b>39 085</b>
Corresponding period = 100	120,3
<b>2021 I - XII</b>	<b>22 415</b>



### Compare key data

		<b>2021 I - XII</b>	<b>2022 I - XII</b>	<b>2022 I - IV</b>	<b>2023 I - IV</b>	<b>2023 IV</b>
Sales	million PLN	22 415	39 085	11 667	15 039	3 379
Sales per employed	thous. PLN	307	558	164	209	47
Employment	in thous.	73	70	71	72	72
Wages	in PLN	9375	12136	10271	12800	15593
			<b>2022 I - XII</b>	<b>2023 I - IV</b>	<b>2023 IV</b>	
Sales	Corresponding period = 100		120,3	87,6	77,3	
Employment	Corresponding period = 100		95,7	101,2	102,0	
Productivity	Corresponding period = 100		125,7	86,6	75,8	
Wages	Corresponding period = 100		129,4	124,6	170,7	

### Comparison of sales, employment, productivity and wage dynamics for selected periods (corresponding = 100)

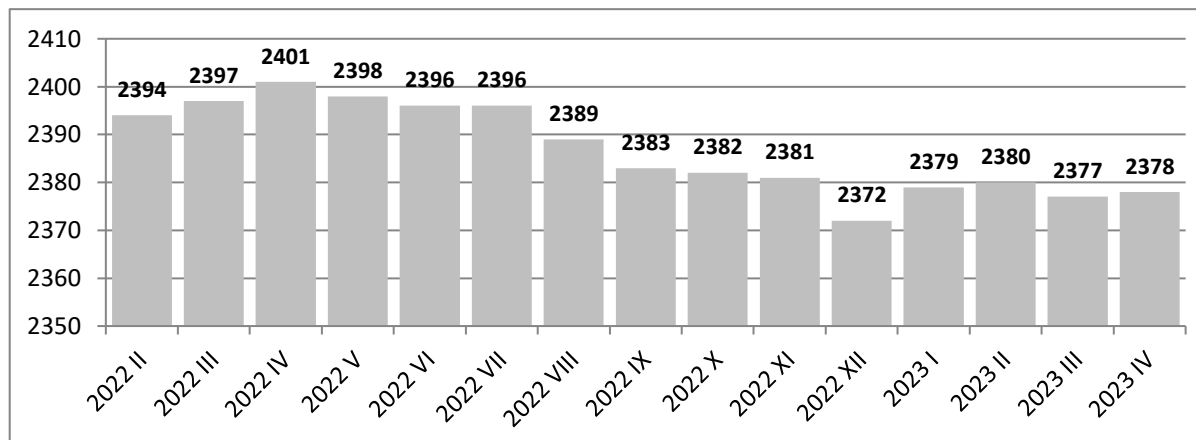




## MANUFACTURING

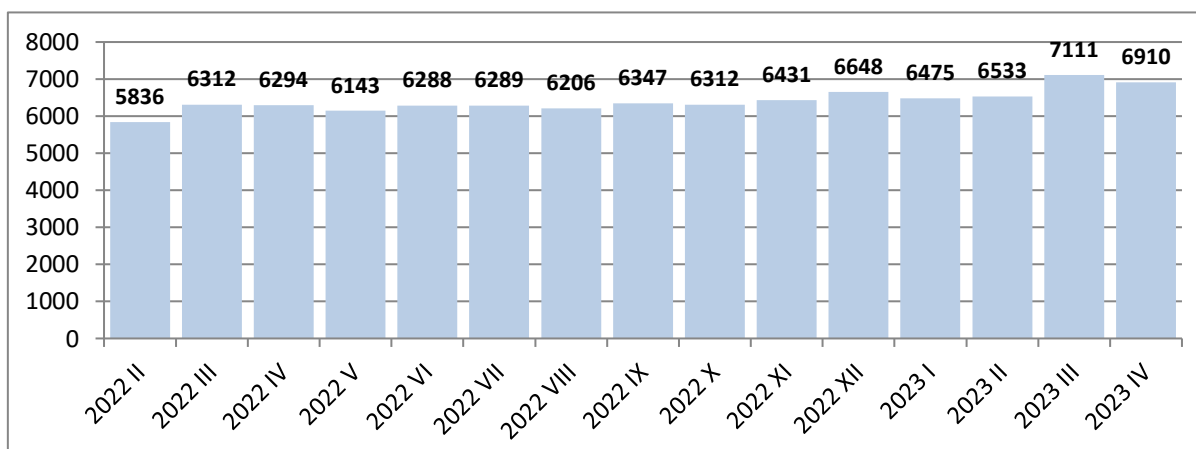
### Employment in thous.

<b>2023 IV</b>	<b>2378</b>
Previous period = 100	100,0
Corresponding period = 100	99,0
<b>2023 I - IV</b>	<b>2379</b>
Corresponding period = 100	99,3
<b>2022 I - IV</b>	<b>2395</b>
<b>2022 I - XII</b>	<b>2397</b>
Corresponding period = 100	101,6
<b>2021 I - XII</b>	<b>2360</b>



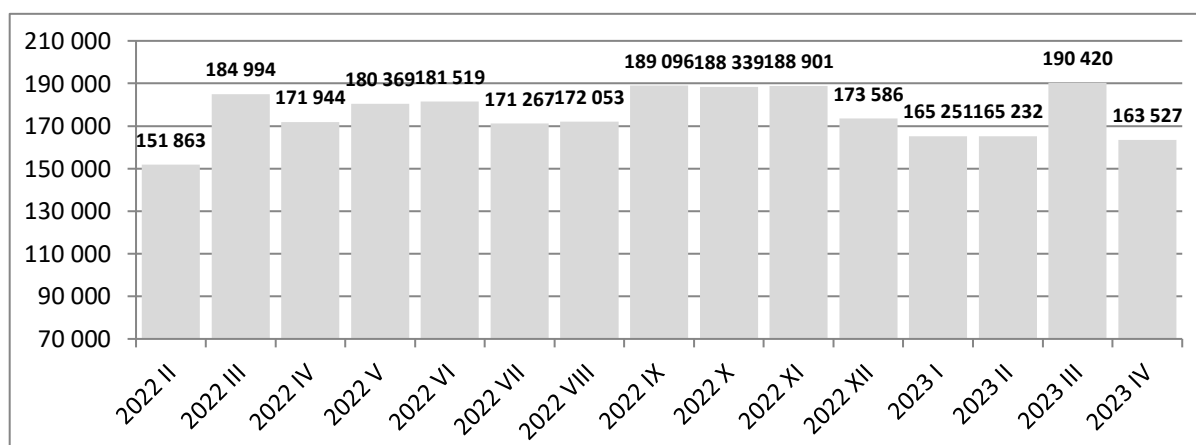
### Wages in PLN

<b>2023 IV</b>	<b>6910</b>
Previous period = 100	97,2
Corresponding period = 100	109,8
<b>2023 I - IV</b>	<b>6780</b>
Corresponding period = 100	111,3
<b>2022 I - IV</b>	<b>6090</b>
<b>2022 I - XII</b>	<b>6268</b>
Corresponding period = 100	110,9
<b>2021 I - XII</b>	<b>5652</b>



### Sales million PLN

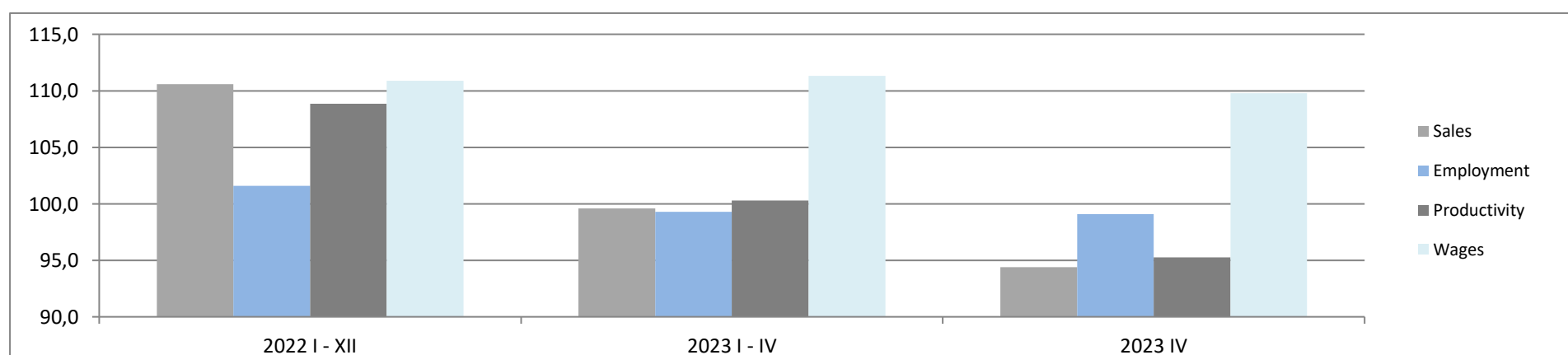
<b>2023 IV</b>	<b>163 527</b>
Previous period = 100	85,9
Corresponding period = 100	94,4
<b>2023 I - IV</b>	<b>689 025</b>
Corresponding period = 100	99,6
<b>2022 I - IV</b>	<b>651 264</b>
<b>2022 I - XII</b>	<b>2 102 008</b>
Corresponding period = 100	110,6
<b>2021 I - XII</b>	<b>1 610 602</b>



### Compare key data

		<b>2021 I - XII</b>	<b>2022 I - XII</b>	<b>2022 I - IV</b>	<b>2023 I - IV</b>	<b>2023 IV</b>
Sales	million PLN	1 610 602	2 102 008	651 264	689 025	163 527
Sales per employed	thous. PLN	682	877	272	290	69
Employment	in thous.	2360	2397	2395	2379	2378
Wages	in PLN	5652	6268	6090	6780	6910
			<b>2022 I - XII</b>	<b>2023 I - IV</b>	<b>2023 IV</b>	
Sales	Corresponding period = 100		110,6	99,6	94,4	
Employment	Corresponding period = 100		101,6	99,3	99,1	
Productivity	Corresponding period = 100		108,9	100,3	95,3	
Wages	Corresponding period = 100		110,9	111,3	109,8	

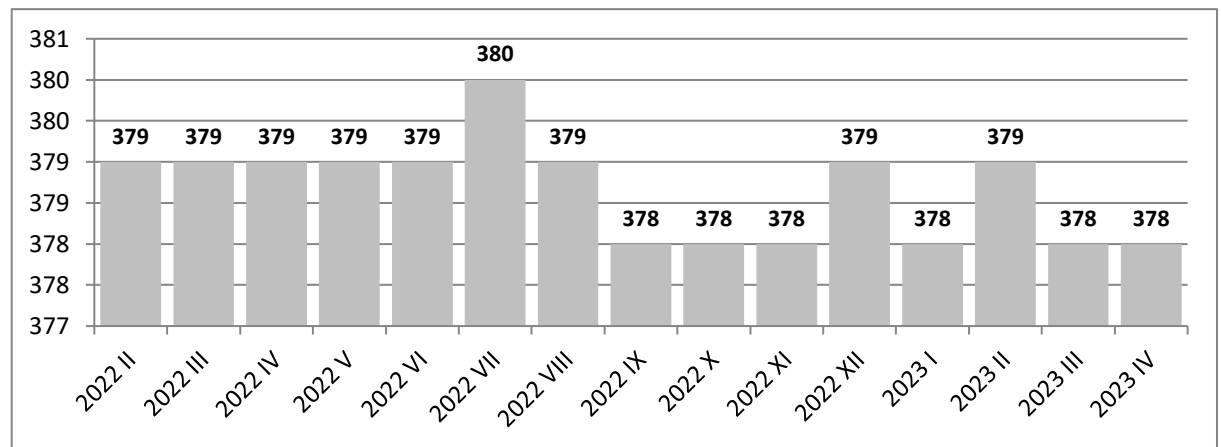
### Comparison of sales, employment, productivity and wage dynamics for selected periods (corresponding = 100)



## Manufacture of food products

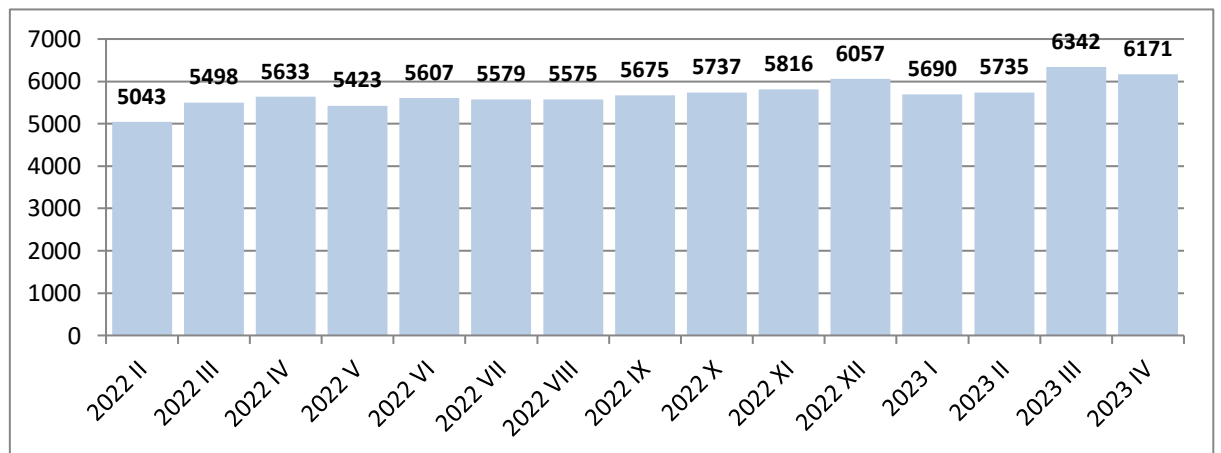
### Employment in thous.

<b>2023 IV</b>	<b>378</b>
Previous period = 100	100,0
Corresponding period = 100	99,7
<b>2023 I - IV</b>	<b>378</b>
Corresponding period = 100	99,7
<b>2022 I - IV</b>	<b>379</b>
<b>2022 I - XII</b>	<b>379</b>
Corresponding period = 100	100,0
<b>2021 I - XII</b>	<b>379</b>



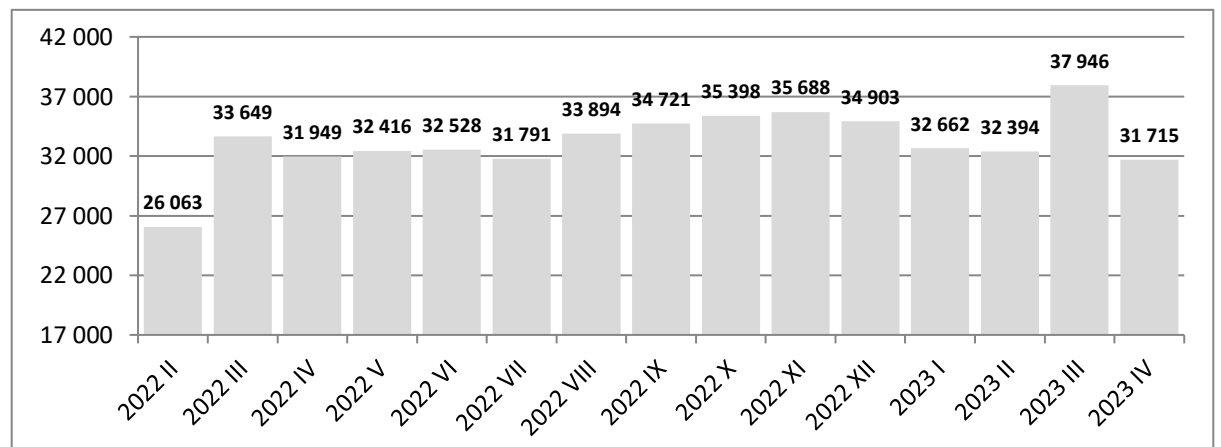
### Wages in PLN

<b>2023 IV</b>	<b>6171</b>
Previous period = 100	97,3
Corresponding period = 100	109,6
<b>2023 I - IV</b>	<b>6040</b>
Corresponding period = 100	112,0
<b>2022 I - IV</b>	<b>5391</b>
<b>2022 I - XII</b>	<b>5603</b>
Corresponding period = 100	112,7
<b>2021 I - XII</b>	<b>4974</b>



### Sales million PLN

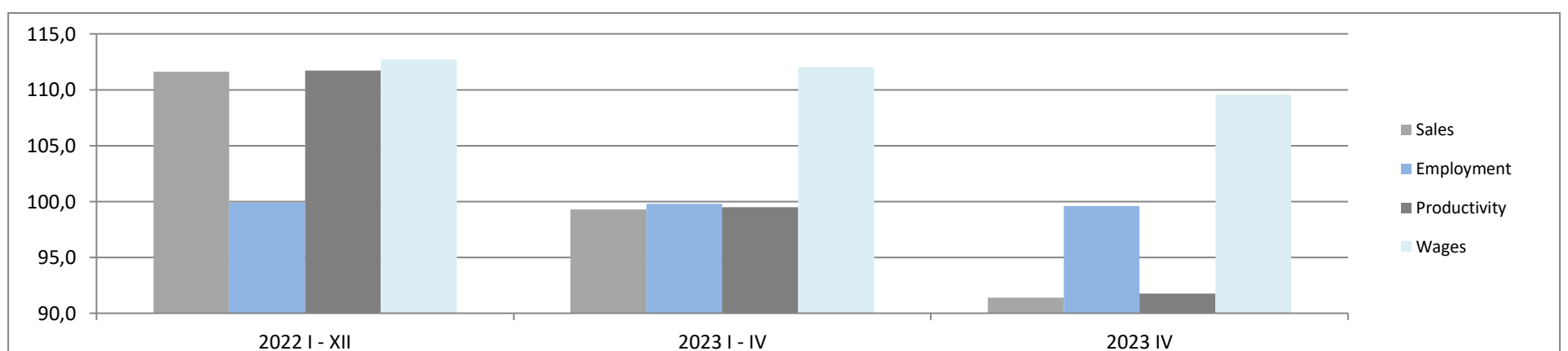
<b>2023 IV</b>	<b>31 715</b>
Previous period = 100	83,7
Corresponding period = 100	91,4
<b>2023 I - IV</b>	<b>134 644</b>
Corresponding period = 100	99,3
<b>2022 I - IV</b>	<b>117 015</b>
<b>2022 I - XII</b>	<b>388 528</b>
Corresponding period = 100	111,6
<b>2021 I - XII</b>	<b>279 397</b>



### Compare key data

		<b>2021 I - XII</b>	<b>2022 I - XII</b>	<b>2022 I - IV</b>	<b>2023 I - IV</b>	<b>2023 IV</b>
Sales	million PLN	279 397	388 528	117 015	134 644	31 715
Sales per employed	thous. PLN	737	1025	309	356	84
Employment	in thous.	379	379	379	378	378
Wages	in PLN	4974	5603	5391	6040	6171
			<b>2022 I - XII</b>	<b>2023 I - IV</b>	<b>2023 IV</b>	
Sales	Corresponding period = 100		111,6	99,3	91,4	
Employment	Corresponding period = 100		99,9	99,8	99,6	
Productivity	Corresponding period = 100		111,7	99,5	91,8	
Wages	Corresponding period = 100		112,7	112,0	109,6	

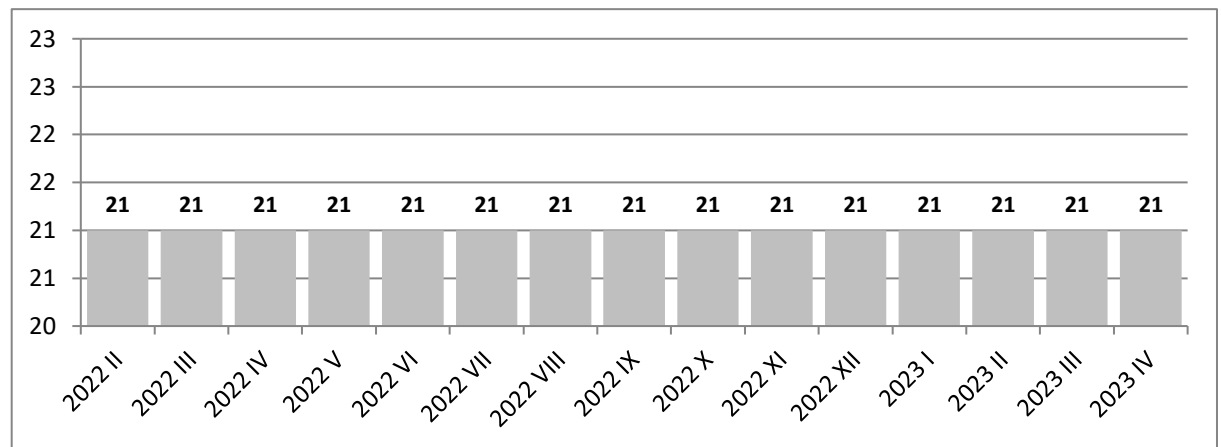
### Comparison of sales, employment, productivity and wage dynamics for selected periods (corresponding = 100)



## Manufacture of beverages

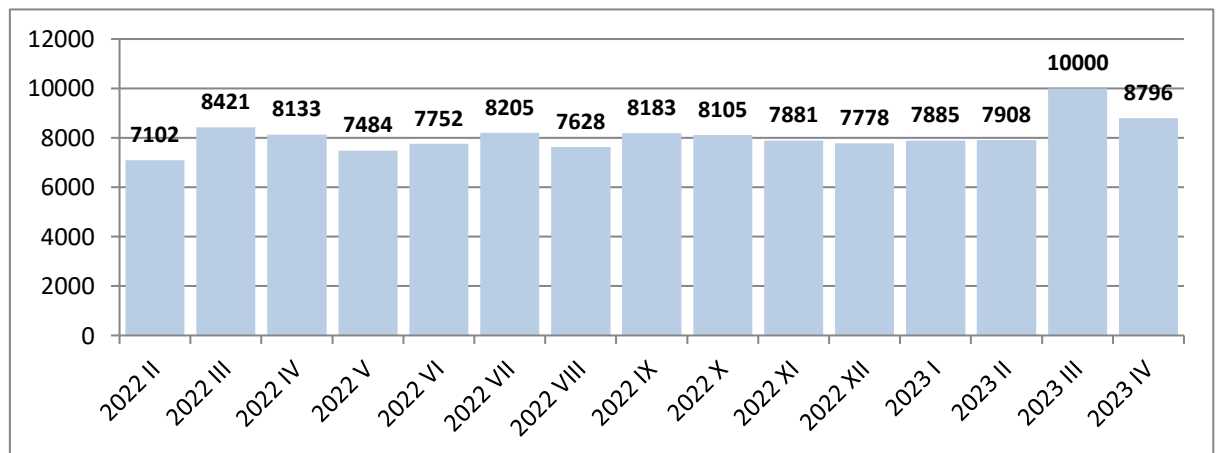
### Employment in thous.

<b>2023 IV</b>	<b>21</b>
Previous period = 100	100,0
Corresponding period = 100	100,0
<b>2023 I - IV</b>	<b>21</b>
Corresponding period = 100	100,0
<b>2022 I - IV</b>	<b>21</b>
<b>2022 I - XII</b>	<b>21</b>
Corresponding period = 100	100,0
<b>2021 I - XII</b>	<b>21</b>



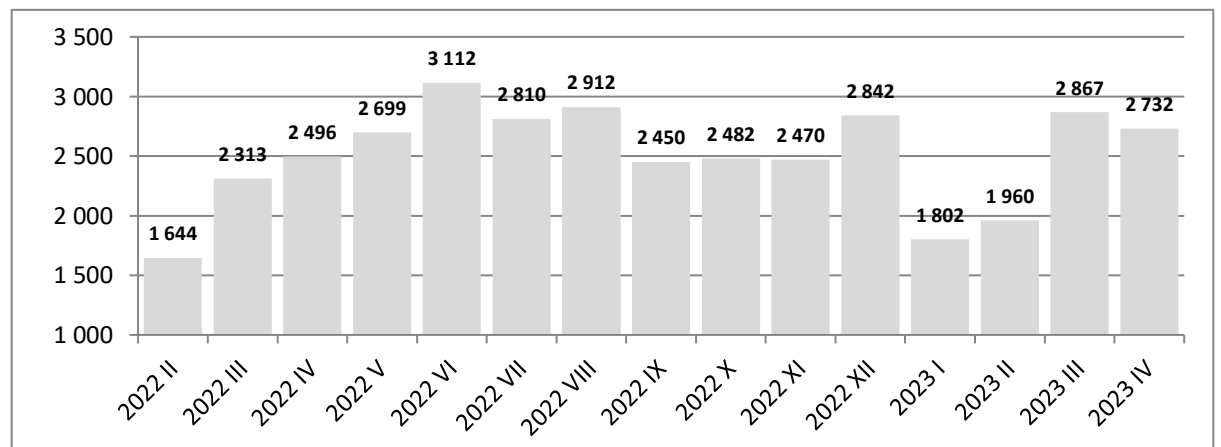
### Wages in PLN

<b>2023 IV</b>	<b>8796</b>
Previous period = 100	88,0
Corresponding period = 100	108,1
<b>2023 I - IV</b>	<b>8650</b>
Corresponding period = 100	110,4
<b>2022 I - IV</b>	<b>7837</b>
<b>2022 I - XII</b>	<b>7883</b>
Corresponding period = 100	108,6
<b>2021 I - XII</b>	<b>7261</b>



### Sales million PLN

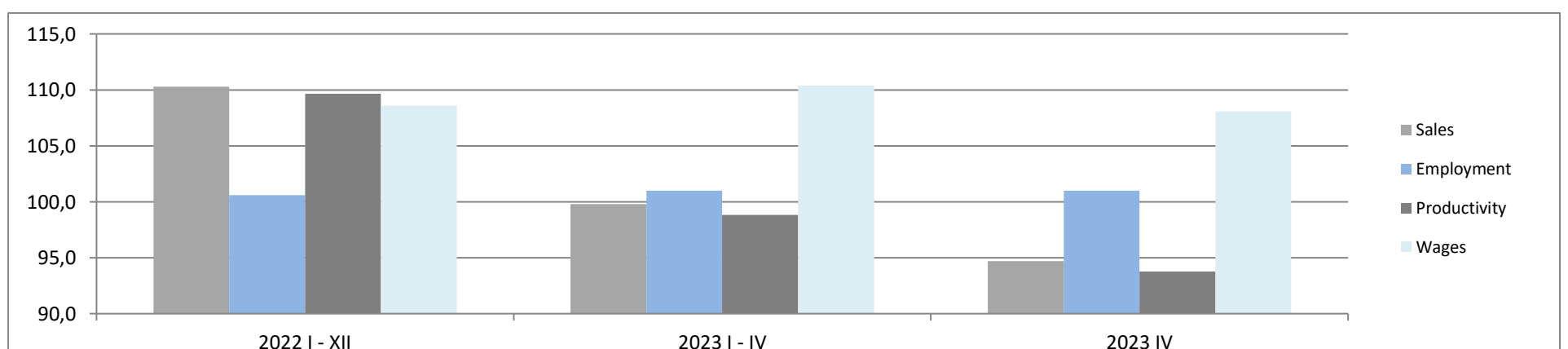
<b>2023 IV</b>	<b>2 732</b>
Previous period = 100	94,3
Corresponding period = 100	94,7
<b>2023 I - IV</b>	<b>9 306</b>
Corresponding period = 100	99,8
<b>2022 I - IV</b>	<b>7 975</b>
<b>2022 I - XII</b>	<b>29 564</b>
Corresponding period = 100	110,3
<b>2021 I - XII</b>	<b>24 195</b>



### Compare key data

		<b>2021 I - XII</b>	<b>2022 I - XII</b>	<b>2022 I - IV</b>	<b>2023 I - IV</b>	<b>2023 IV</b>
Sales	million PLN	24 195	29 564	7 975	9 306	2 732
Sales per employed	thous. PLN	1152	1408	380	443	130
Employment	in thous.	21	21	21	21	21
Wages	in PLN	7261	7883	7837	8650	8796
			<b>2022 I - XII</b>	<b>2023 I - IV</b>	<b>2023 IV</b>	
Sales	Corresponding period = 100		110,3	99,8	94,7	
Employment	Corresponding period = 100		100,6	101,0	101,0	
Productivity	Corresponding period = 100		109,6	98,8	93,8	
Wages	Corresponding period = 100		108,6	110,4	108,1	

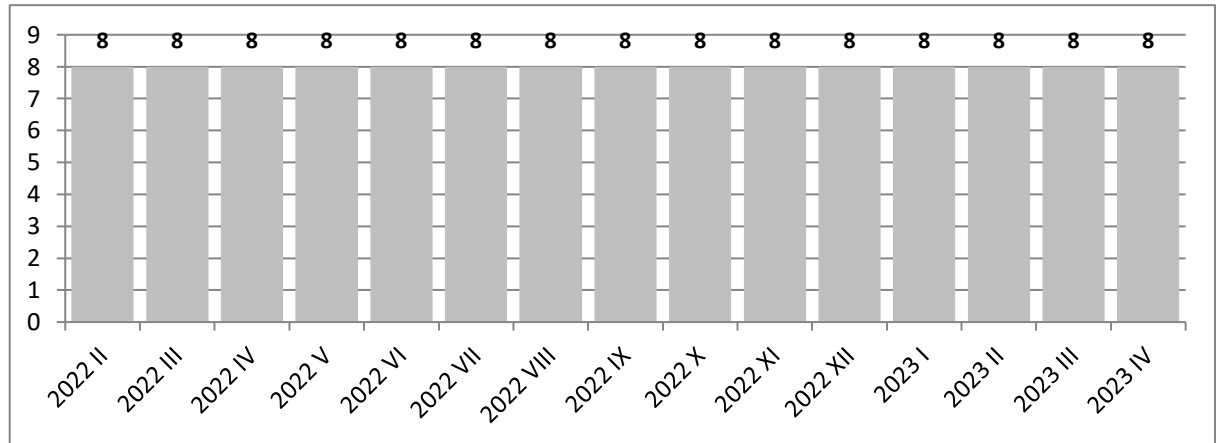
### Comparison of sales, employment, productivity and wage dynamics for selected periods (corresponding = 100)



## Manufacture of tobacco products

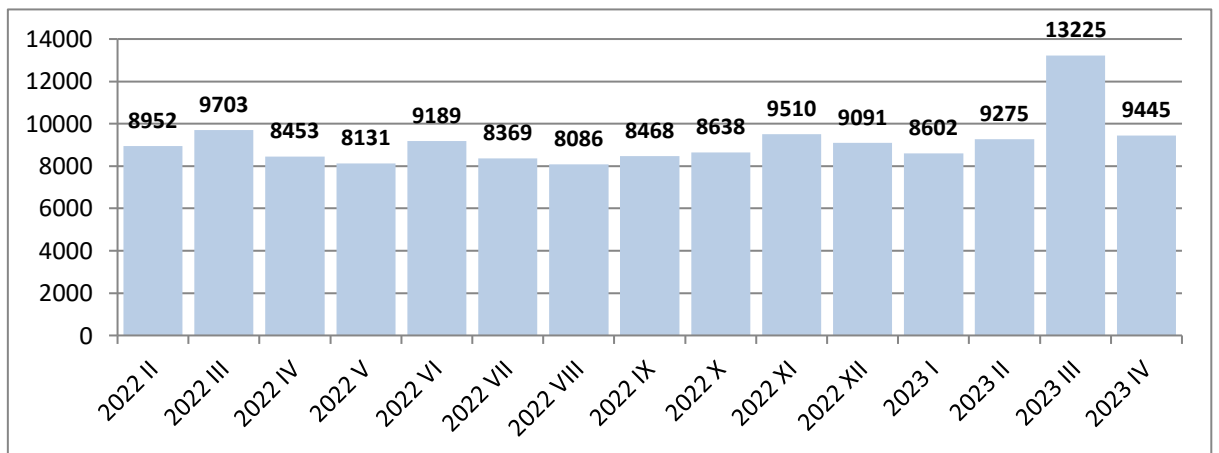
### Employment in thous.

<b>2023 IV</b>	<b>8</b>
Previous period = 100	100,0
Corresponding period = 100	100,0
<b>2023 I - IV</b>	<b>8</b>
Corresponding period = 100	100,0
<b>2022 I - IV</b>	<b>8</b>
<b>2022 I - XII</b>	<b>8</b>
Corresponding period = 100	100,0
<b>2021 I - XII</b>	<b>8</b>



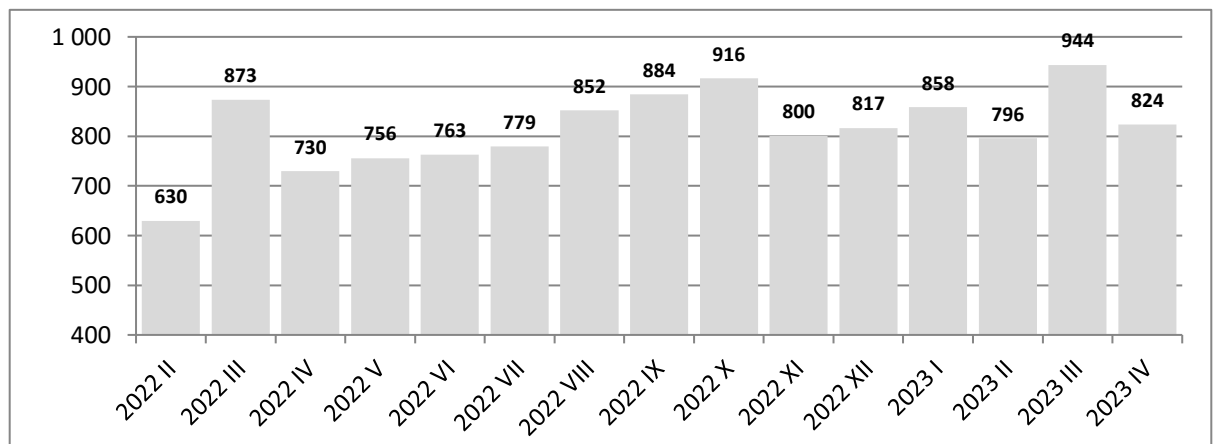
### Wages in PLN

<b>2023 IV</b>	<b>9445</b>
Previous period = 100	71,4
Corresponding period = 100	111,7
<b>2023 I - IV</b>	<b>10202</b>
Corresponding period = 100	114,8
<b>2022 I - IV</b>	<b>8885</b>
<b>2022 I - XII</b>	<b>8705</b>
Corresponding period = 100	114,7
<b>2021 I - XII</b>	<b>7590</b>



### Sales million PLN

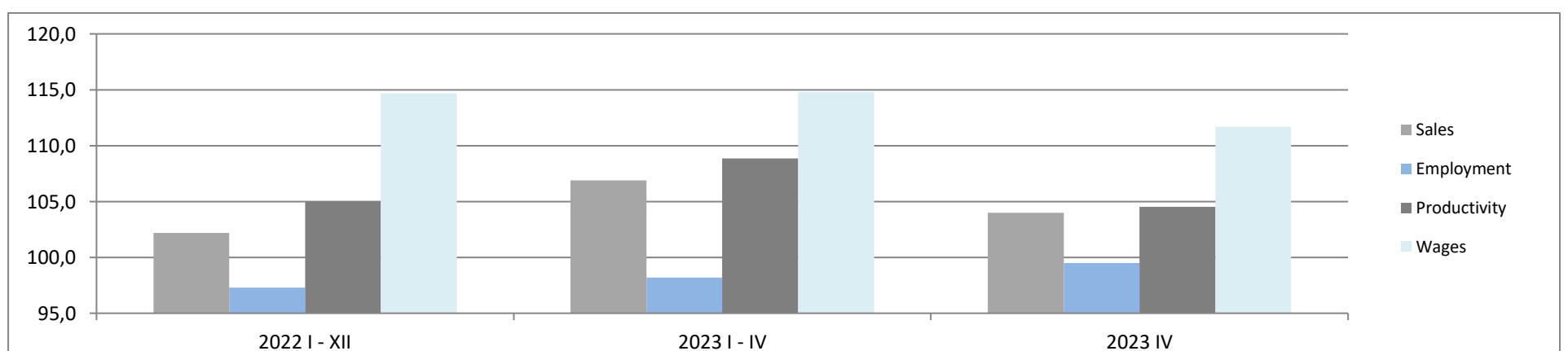
<b>2023 IV</b>	<b>824</b>
Previous period = 100	87,4
Corresponding period = 100	104,0
<b>2023 I - IV</b>	<b>3 404</b>
Corresponding period = 100	106,9
<b>2022 I - IV</b>	<b>2 880</b>
<b>2022 I - XII</b>	<b>9 491</b>
Corresponding period = 100	102,2
<b>2021 I - XII</b>	<b>8 515</b>



### Compare key data

		<b>2021 I - XII</b>	<b>2022 I - XII</b>	<b>2022 I - IV</b>	<b>2023 I - IV</b>	<b>2023 IV</b>
Sales	million PLN	8 515	9 491	2 880	3 404	824
Sales per employed	thous. PLN	1064	1186	360	426	103
Employment	in thous.	8	8	8	8	8
Wages	in PLN	7590	8705	8885	10202	9445
			<b>2022 I - XII</b>	<b>2023 I - IV</b>	<b>2023 IV</b>	
Sales	Corresponding period = 100		102,2	106,9	104,0	
Employment	Corresponding period = 100		97,3	98,2	99,5	
Productivity	Corresponding period = 100		105,0	108,9	104,5	
Wages	Corresponding period = 100		114,7	114,8	111,7	

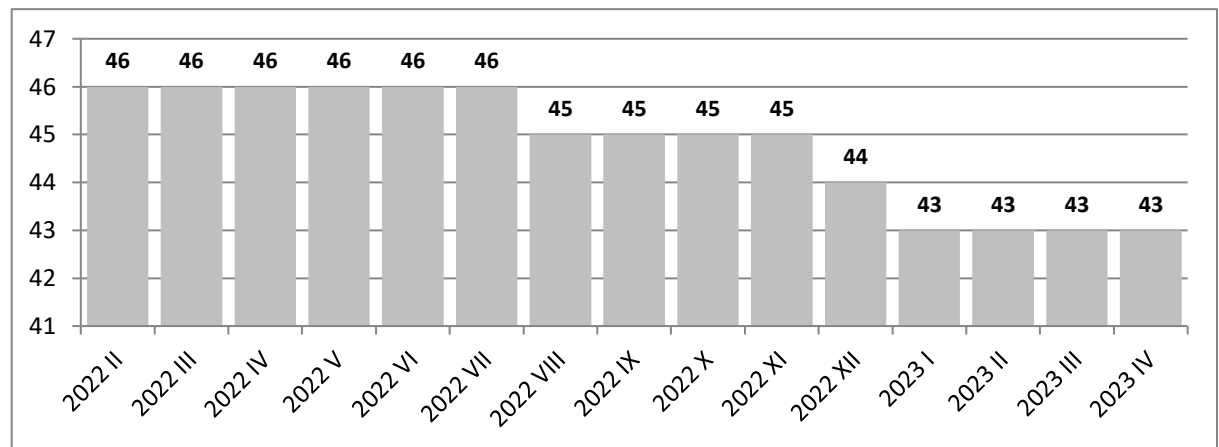
### Comparison of sales, employment, productivity and wage dynamics for selected periods (corresponding = 100)



## Manufacture of textiles

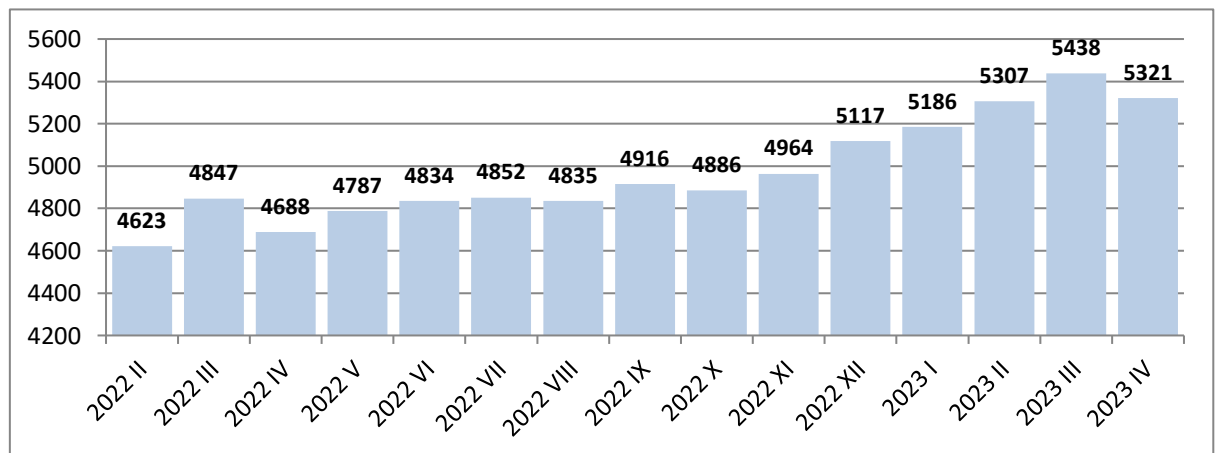
### Employment in thous.

<b>2023 IV</b>	<b>43</b>
Previous period = 100	100,0
Corresponding period = 100	93,5
<b>2023 I - IV</b>	<b>43</b>
Corresponding period = 100	93,5
<b>2022 I - IV</b>	<b>46</b>
<b>2022 I - XII</b>	<b>46</b>
Corresponding period = 100	100,0
<b>2021 I - XII</b>	<b>46</b>



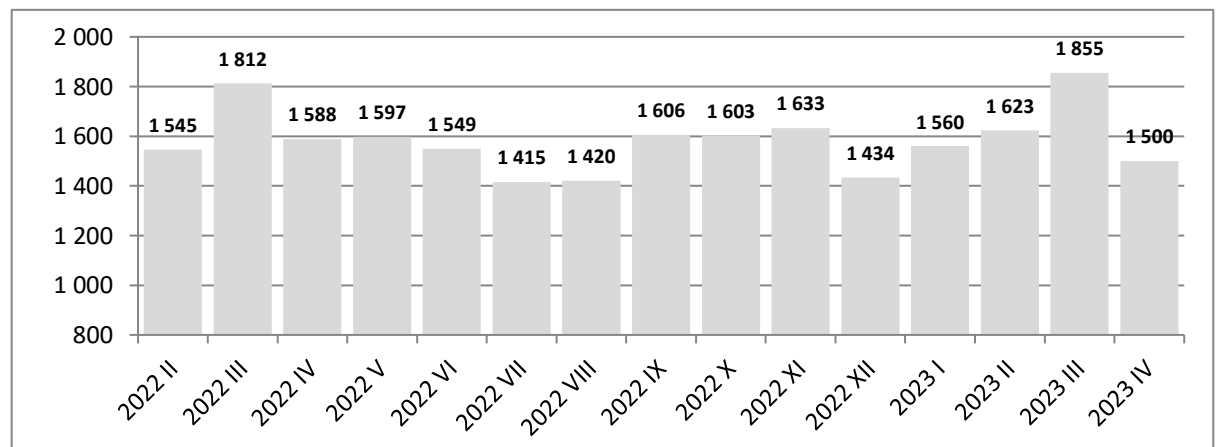
### Wages in PLN

<b>2023 IV</b>	<b>5321</b>
Previous period = 100	97,8
Corresponding period = 100	113,5
<b>2023 I - IV</b>	<b>5307</b>
Corresponding period = 100	112,8
<b>2022 I - IV</b>	<b>4707</b>
<b>2022 I - XII</b>	<b>4834</b>
Corresponding period = 100	109,0
<b>2021 I - XII</b>	<b>4436</b>



### Sales million PLN

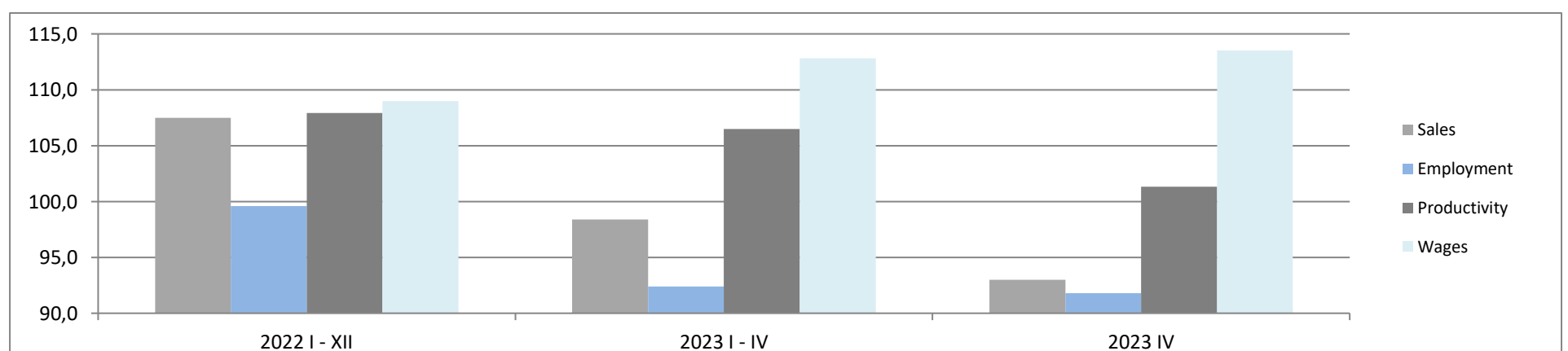
<b>2023 IV</b>	<b>1 500</b>
Previous period = 100	81,1
Corresponding period = 100	93,0
<b>2023 I - IV</b>	<b>6 530</b>
Corresponding period = 100	98,4
<b>2022 I - IV</b>	<b>6 440</b>
<b>2022 I - XII</b>	<b>18 848</b>
Corresponding period = 100	107,5
<b>2021 I - XII</b>	<b>16 859</b>



### Compare key data

		<b>2021 I - XII</b>	<b>2022 I - XII</b>	<b>2022 I - IV</b>	<b>2023 I - IV</b>	<b>2023 IV</b>
Sales	million PLN	16 859	18 848	6 440	6 530	1 500
Sales per employed	thous. PLN	366	410	140	152	35
Employment	in thous.	46	46	46	43	43
Wages	in PLN	4436	4834	4707	5307	5321
			<b>2022 I - XII</b>	<b>2023 I - IV</b>	<b>2023 IV</b>	
Sales	Corresponding period = 100		107,5	98,4	93,0	
Employment	Corresponding period = 100		99,6	92,4	91,8	
Productivity	Corresponding period = 100		107,9	106,5	101,3	
Wages	Corresponding period = 100		109,0	112,8	113,5	

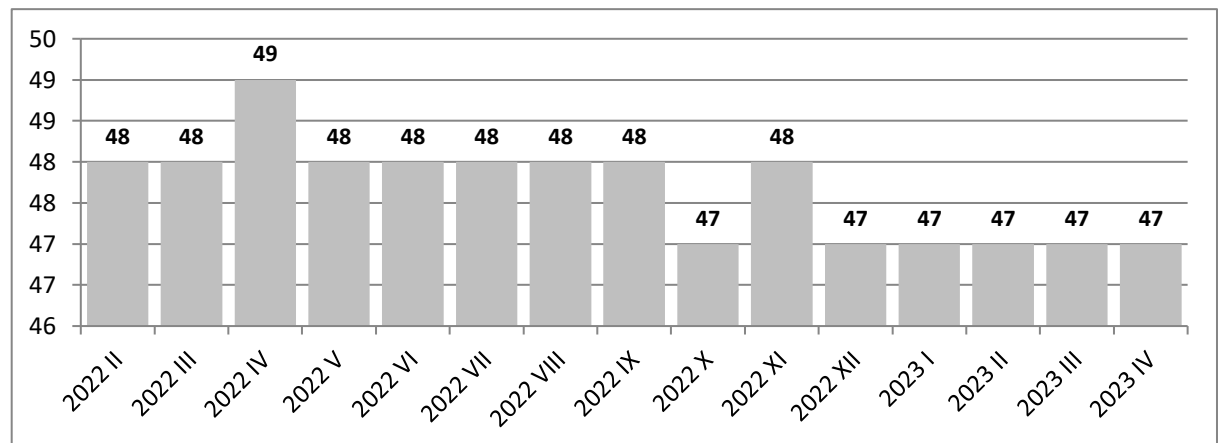
### Comparison of sales, employment, productivity and wage dynamics for selected periods (corresponding = 100)



## Manufacture of wearing apparel

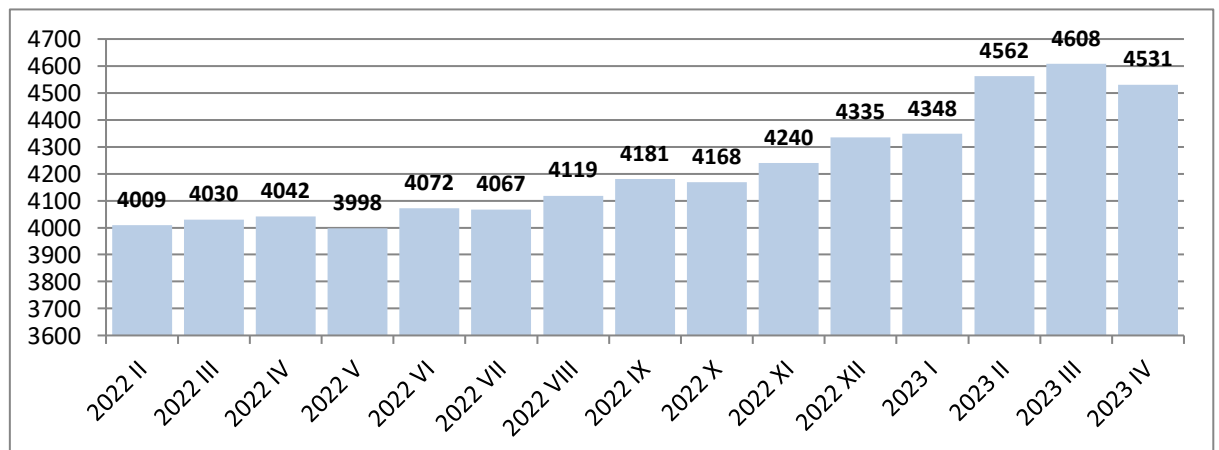
### Employment in thous.

<b>2023 IV</b>	<b>47</b>
Previous period = 100	100,0
Corresponding period = 100	95,9
<b>2023 I - IV</b>	<b>47</b>
Corresponding period = 100	97,9
<b>2022 I - IV</b>	<b>48</b>
<b>2022 I - XII</b>	<b>48</b>
Corresponding period = 100	94,1
<b>2021 I - XII</b>	<b>51</b>



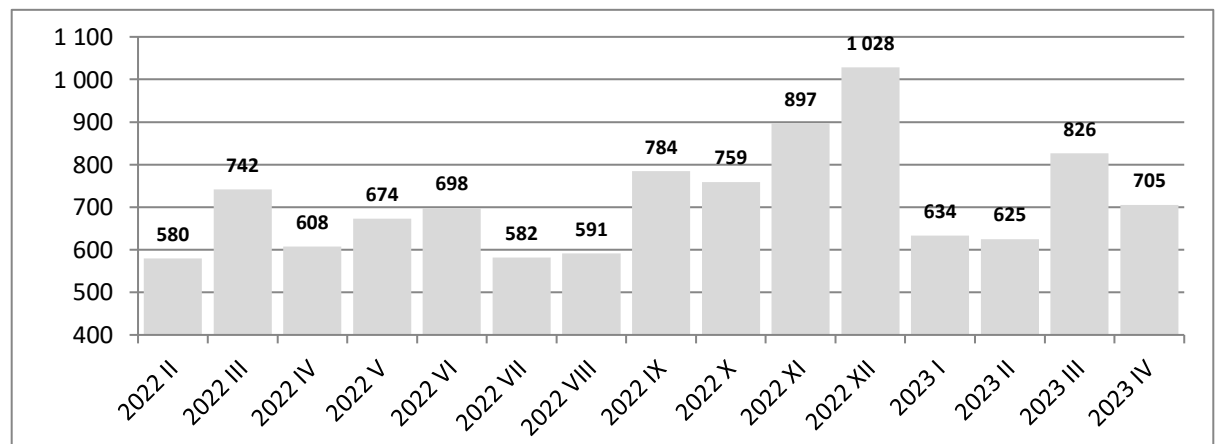
### Wages in PLN

<b>2023 IV</b>	<b>4531</b>
Previous period = 100	98,3
Corresponding period = 100	112,1
<b>2023 I - IV</b>	<b>4532</b>
Corresponding period = 100	113,1
<b>2022 I - IV</b>	<b>4007</b>
<b>2022 I - XII</b>	<b>4139</b>
Corresponding period = 100	111,7
<b>2021 I - XII</b>	<b>3706</b>



### Sales million PLN

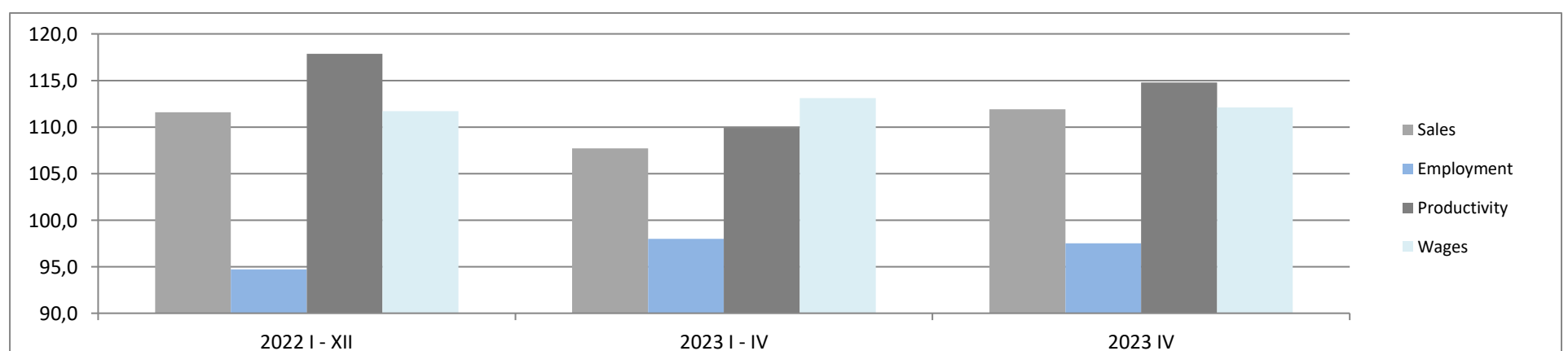
<b>2023 IV</b>	<b>705</b>
Previous period = 100	85,2
Corresponding period = 100	111,9
<b>2023 I - IV</b>	<b>2 781</b>
Corresponding period = 100	107,7
<b>2022 I - IV</b>	<b>2 453</b>
<b>2022 I - XII</b>	<b>8 784</b>
Corresponding period = 100	111,6
<b>2021 I - XII</b>	<b>7 762</b>



### Compare key data

		<b>2021 I - XII</b>	<b>2022 I - XII</b>	<b>2022 I - IV</b>	<b>2023 I - IV</b>	<b>2023 IV</b>
Sales	million PLN	7 762	8 784	2 453	2 781	705
Sales per employed	thous. PLN	152	183	51	59	15
Employment	in thous.	51	48	48	47	47
Wages	in PLN	3706	4139	4007	4532	4531
			<b>2022 I - XII</b>	<b>2023 I - IV</b>	<b>2023 IV</b>	
Sales	Corresponding period = 100		111,6	107,7	111,9	
Employment	Corresponding period = 100		94,7	98,0	97,5	
Productivity	Corresponding period = 100		117,8	109,9	114,8	
Wages	Corresponding period = 100		111,7	113,1	112,1	

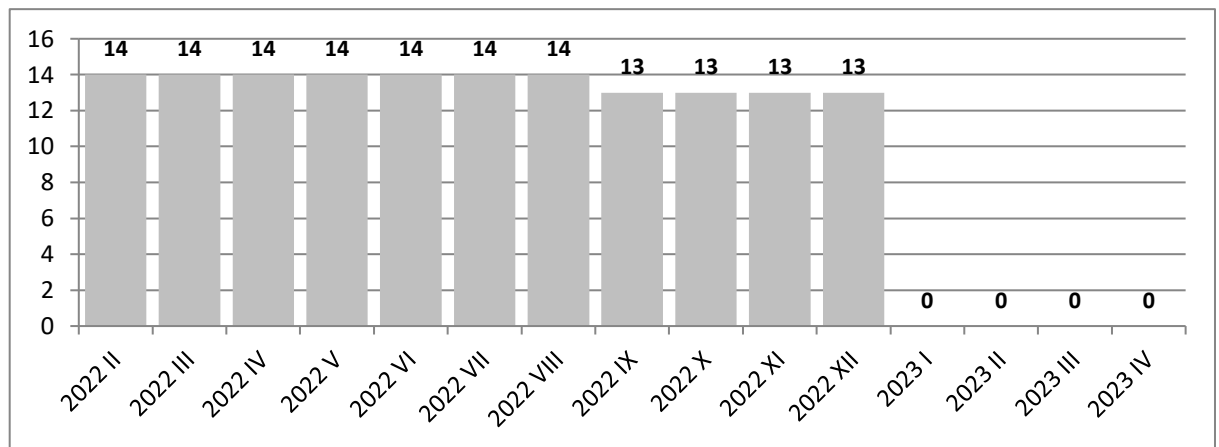
### Comparison of sales, employment, productivity and wage dynamics for selected periods (corresponding = 100)



## Manufacture of leather and related products

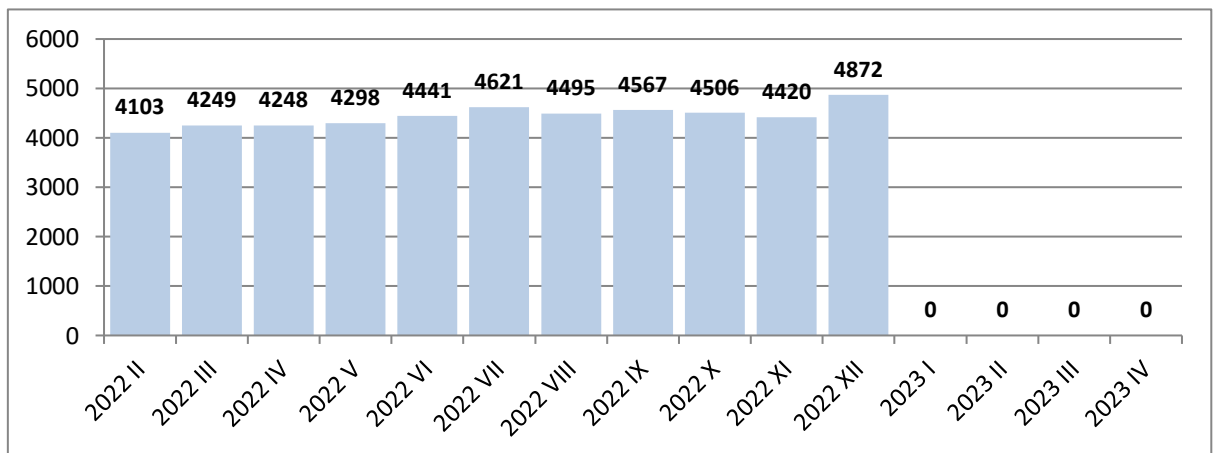
### Employment in thous.

<b>2023 IV</b>	.
Previous period = 100	.
Corresponding period = 100	.
<b>2023 I - IV</b>	.
Corresponding period = 100	.
<b>2022 I - IV</b>	<b>14</b>
<b>2022 I - XII</b>	<b>14</b>
Corresponding period = 100	93,3
<b>2021 I - XII</b>	<b>15</b>



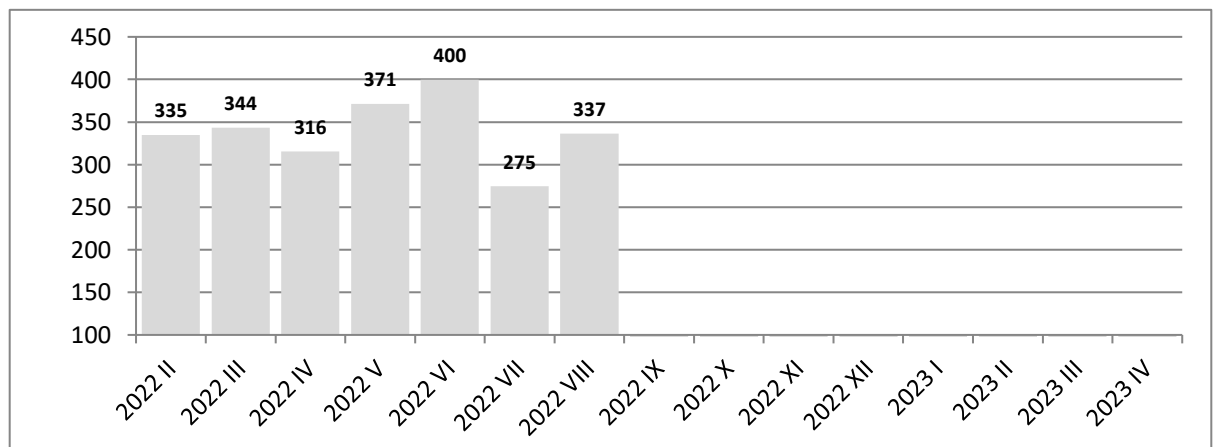
### Wages in PLN

<b>2023 IV</b>	.
Previous period = 100	.
Corresponding period = 100	.
<b>2023 I - IV</b>	.
Corresponding period = 100	.
<b>2022 I - IV</b>	<b>4232</b>
<b>2022 I - XII</b>	<b>4478</b>
Corresponding period = 100	113,0
<b>2021 I - XII</b>	<b>3964</b>



### Sales million PLN

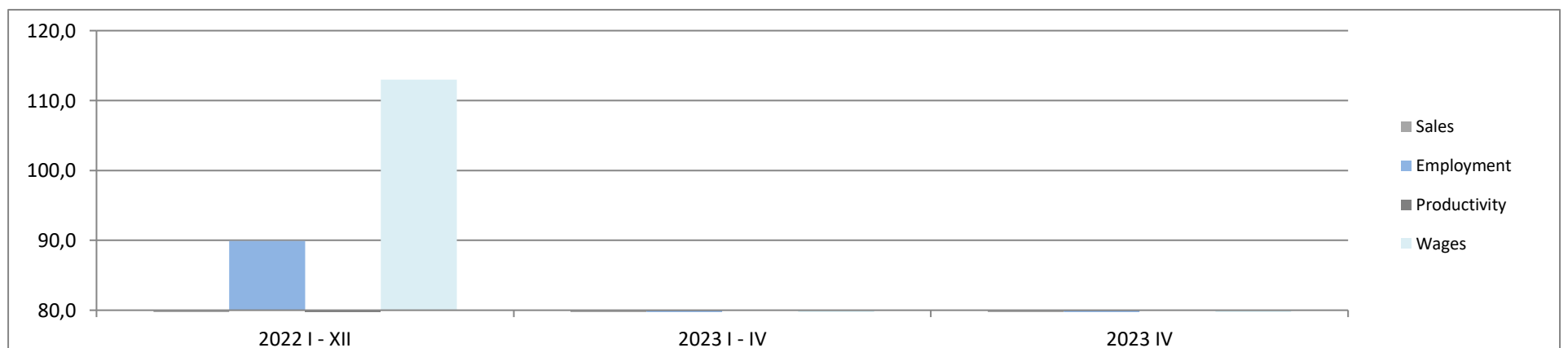
<b>2023 IV</b>	.
Previous period = 100	.
Corresponding period = 100	.
<b>2023 I - IV</b>	.
Corresponding period = 100	.
<b>2022 I - IV</b>	<b>1 308</b>
<b>2022 I - XII</b>	<b>4 113</b>



### Compare key data

		2021 I - XII	2022 I - XII	2022 I - IV	2023 I - IV	2023 IV
Sales	million PLN	4 113	.	1 308	.	.
Sales per employed	thous. PLN	274	.	93	.	.
Employment	in thous.	15	14	14	.	.
Wages	in PLN	3964	4478	4232	.	.
			2022 I - XII	2023 I - IV	2023 IV	
Sales	Corresponding period = 100		.	.	.	.
Employment	Corresponding period = 100		89,9	.	.	.
Productivity	Corresponding period = 100		.	.	.	.
Wages	Corresponding period = 100		113,0	.	.	.

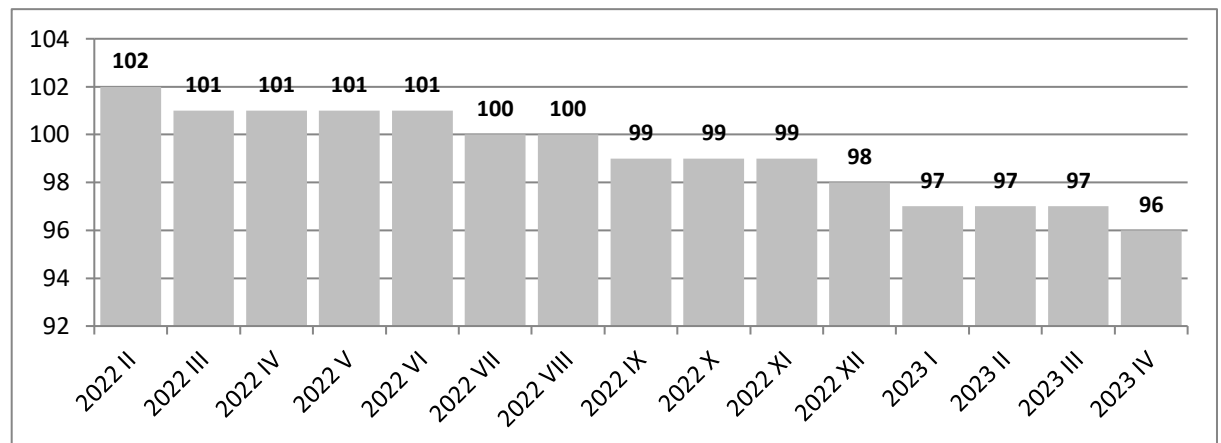
### Comparison of sales, employment, productivity and wage dynamics for selected periods (corresponding = 100)



## Manufacture of products of wood, cork, straw and wicker

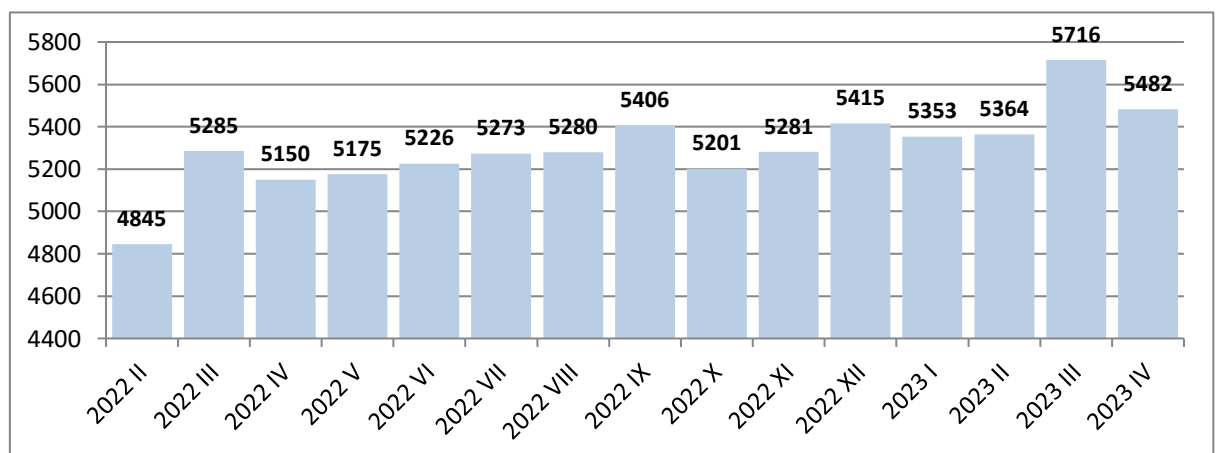
### Employment in thous.

<b>2023 IV</b>	<b>96</b>
Previous period = 100	99,0
Corresponding period = 100	95,0
<b>2023 I - IV</b>	<b>97</b>
Corresponding period = 100	96,0
<b>2022 I - IV</b>	<b>101</b>
<b>2022 I - XII</b>	<b>101</b>
Corresponding period = 100	103,1
<b>2021 I - XII</b>	<b>98</b>



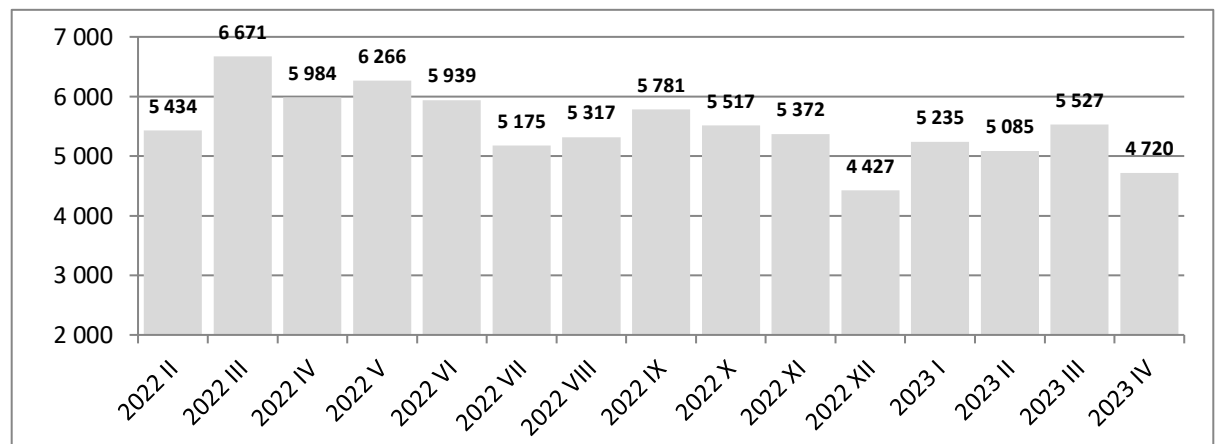
### Wages in PLN

<b>2023 IV</b>	<b>5482</b>
Previous period = 100	95,9
Corresponding period = 100	106,4
<b>2023 I - IV</b>	<b>5511</b>
Corresponding period = 100	108,6
<b>2022 I - IV</b>	<b>5076</b>
<b>2022 I - XII</b>	<b>5229</b>
Corresponding period = 100	111,7
<b>2021 I - XII</b>	<b>4684</b>



### Sales million PLN

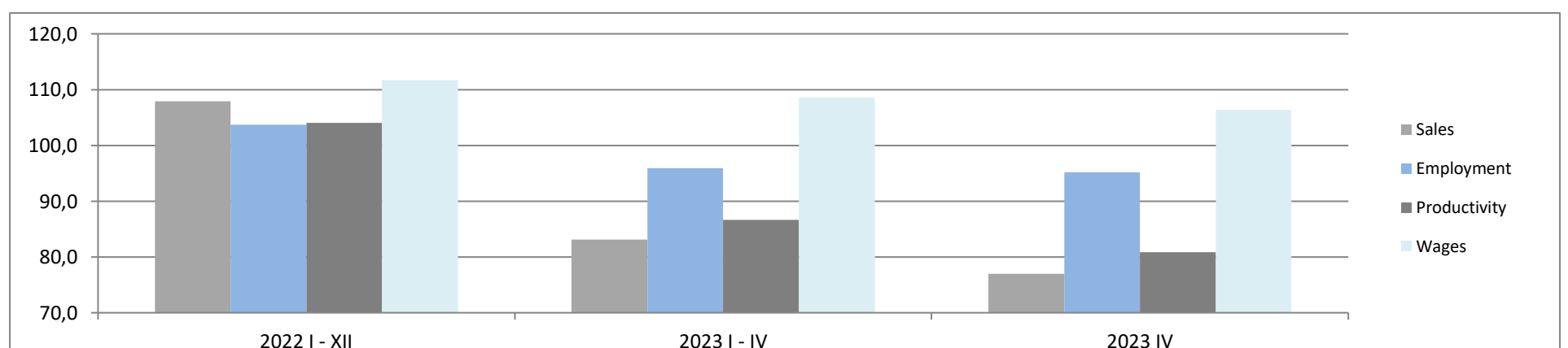
<b>2023 IV</b>	<b>4 720</b>
Previous period = 100	85,9
Corresponding period = 100	77,0
<b>2023 I - IV</b>	<b>20 573</b>
Corresponding period = 100	83,1
<b>2022 I - IV</b>	<b>23 071</b>
<b>2022 I - XII</b>	<b>68 059</b>
Corresponding period = 100	107,9
<b>2021 I - XII</b>	<b>52 667</b>



### Compare key data

		<b>2021 I - XII</b>	<b>2022 I - XII</b>	<b>2022 I - IV</b>	<b>2023 I - IV</b>	<b>2023 IV</b>
Sales	million PLN	52 667	68 059	23 071	20 573	4 720
Sales per employed	thous. PLN	537	674	228	212	49
Employment	in thous.	98	101	101	97	96
Wages	in PLN	4684	5229	5076	5511	5482
			<b>2022 I - XII</b>	<b>2023 I - IV</b>	<b>2023 IV</b>	
Sales	Corresponding period = 100		107,9	83,1	77,0	
Employment	Corresponding period = 100		103,7	95,9	95,2	
Productivity	Corresponding period = 100		104,1	86,7	80,9	
Wages	Corresponding period = 100		111,7	108,6	106,4	

### Comparison of sales, employment, productivity and wage dynamics for selected periods (corresponding = 100)

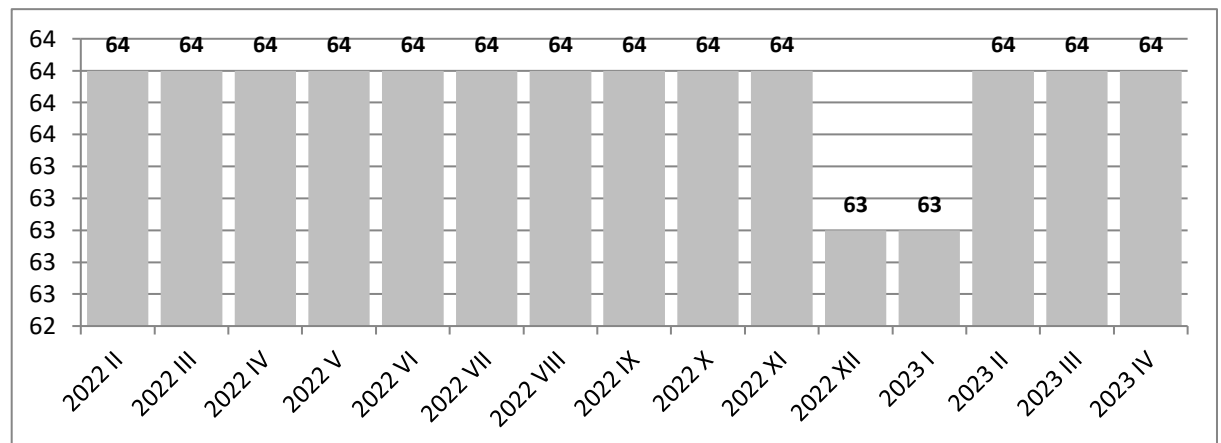




## Manufacture of paper and paper products

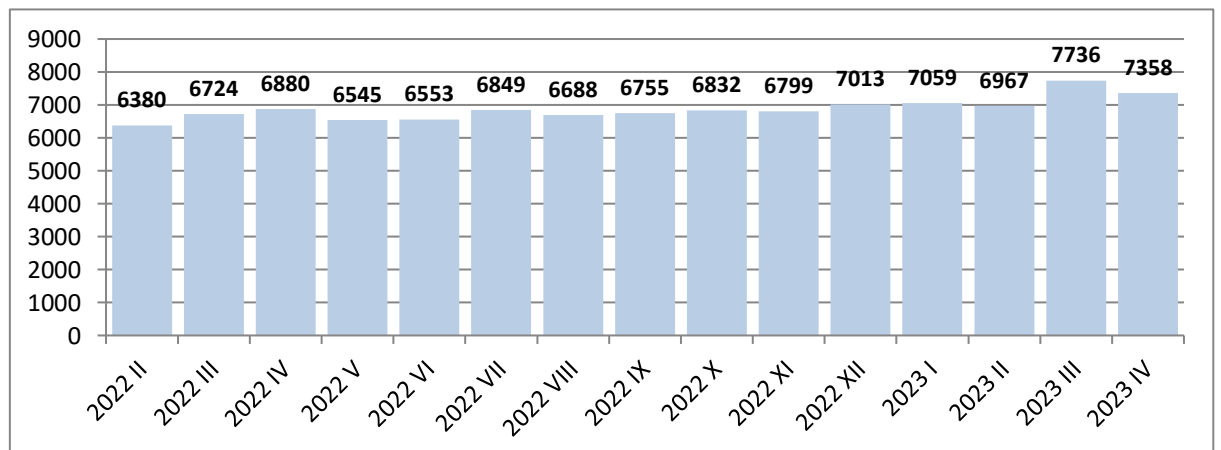
### Employment in thous.

<b>2023 IV</b>	<b>64</b>
Previous period = 100	100,0
Corresponding period = 100	100,0
<b>2023 I - IV</b>	<b>64</b>
Corresponding period = 100	100,0
<b>2022 I - IV</b>	<b>64</b>
<b>2022 I - XII</b>	<b>64</b>
Corresponding period = 100	103,2
<b>2021 I - XII</b>	<b>62</b>



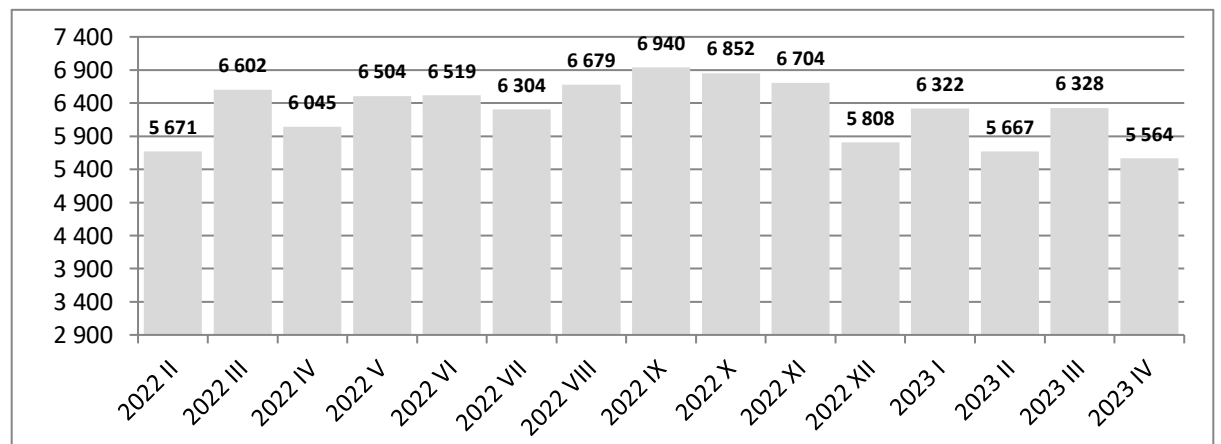
### Wages in PLN

<b>2023 IV</b>	<b>7358</b>
Previous period = 100	95,1
Corresponding period = 100	107,0
<b>2023 I - IV</b>	<b>7299</b>
Corresponding period = 100	110,2
<b>2022 I - IV</b>	<b>6625</b>
<b>2022 I - XII</b>	<b>6739</b>
Corresponding period = 100	108,6
<b>2021 I - XII</b>	<b>6205</b>



### Sales million PLN

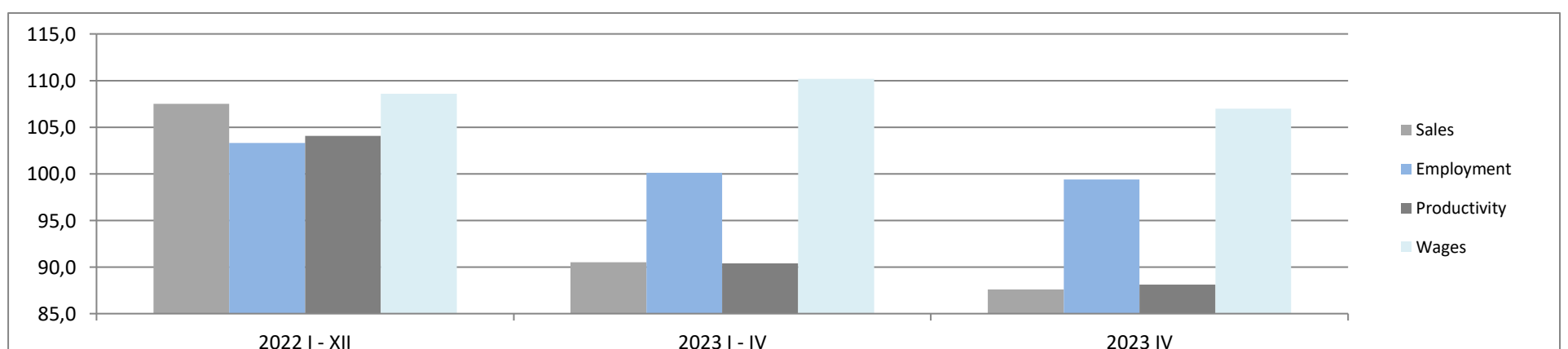
<b>2023 IV</b>	<b>5 564</b>
Previous period = 100	88,6
Corresponding period = 100	87,6
<b>2023 I - IV</b>	<b>23 889</b>
Corresponding period = 100	90,5
<b>2022 I - IV</b>	<b>23 929</b>
<b>2022 I - XII</b>	<b>76 730</b>
Corresponding period = 100	107,5
<b>2021 I - XII</b>	<b>58 553</b>



### Compare key data

		<b>2021 I - XII</b>	<b>2022 I - XII</b>	<b>2022 I - IV</b>	<b>2023 I - IV</b>	<b>2023 IV</b>
Sales	million PLN	58 553	76 730	23 929	23 889	5 564
Sales per employed	thous. PLN	944	1199	374	373	87
Employment	in thous.	62	64	64	64	64
Wages	in PLN	6205	6739	6625	7299	7358
			<b>2022 I - XII</b>	<b>2023 I - IV</b>	<b>2023 IV</b>	
Sales	Corresponding period = 100		107,5	90,5	87,6	
Employment	Corresponding period = 100		103,3	100,1	99,4	
Productivity	Corresponding period = 100		104,1	90,4	88,1	
Wages	Corresponding period = 100		108,6	110,2	107,0	

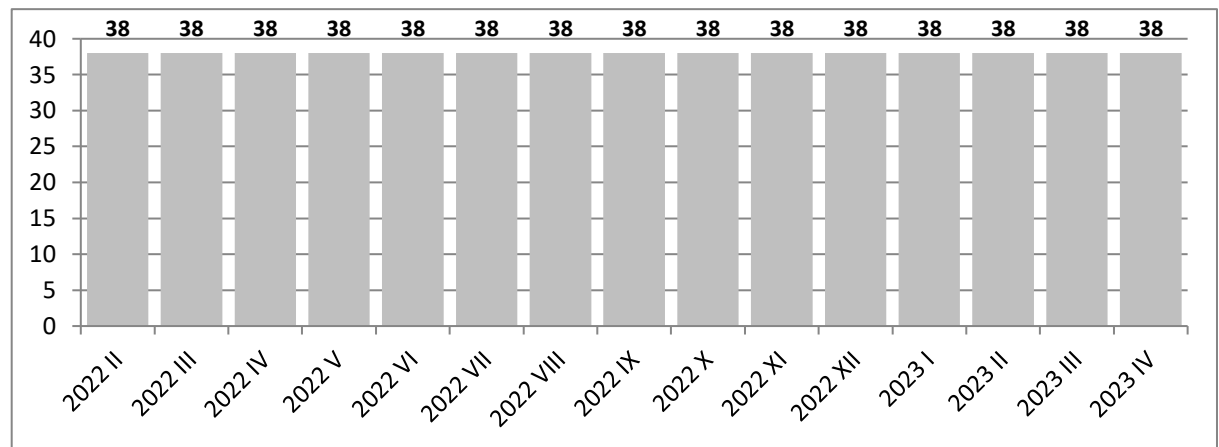
### Comparison of sales, employment, productivity and wage dynamics for selected periods (corresponding = 100)



## Printing and reproduction of recorded media

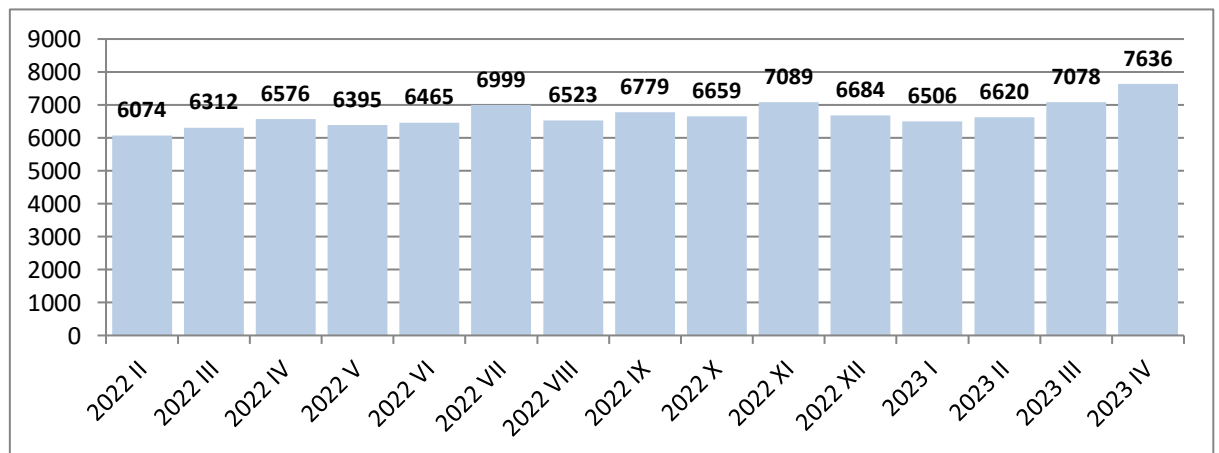
### Employment in thous.

<b>2023 IV</b>	<b>38</b>
Previous period = 100	100,0
Corresponding period = 100	100,0
<b>2023 I - IV</b>	<b>38</b>
Corresponding period = 100	100,0
<b>2022 I - IV</b>	<b>38</b>
<b>2022 I - XII</b>	<b>38</b>
Corresponding period = 100	102,7
<b>2021 I - XII</b>	<b>37</b>



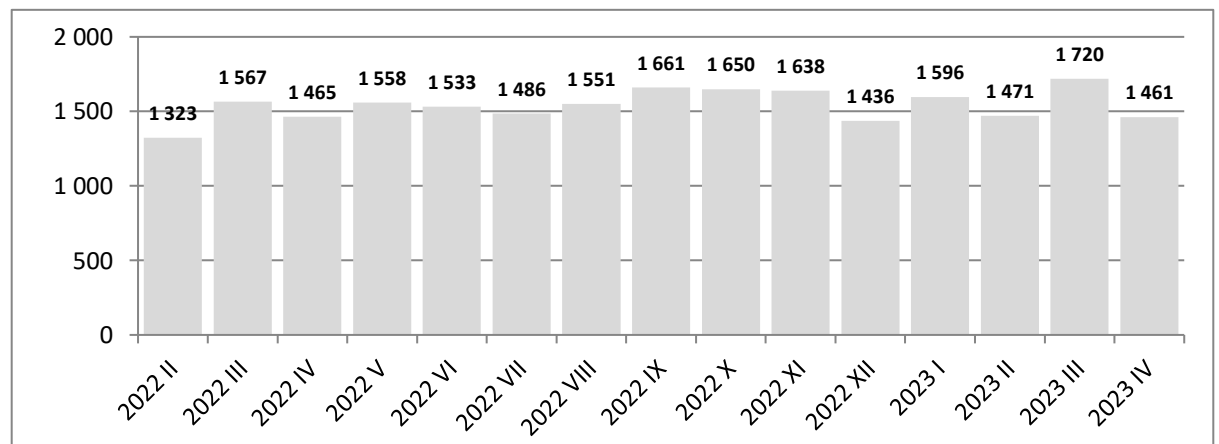
### Wages in PLN

<b>2023 IV</b>	<b>7636</b>
Previous period = 100	107,9
Corresponding period = 100	116,1
<b>2023 I - IV</b>	<b>7104</b>
Corresponding period = 100	111,0
<b>2022 I - IV</b>	<b>6402</b>
<b>2022 I - XII</b>	<b>6612</b>
Corresponding period = 100	108,4
<b>2021 I - XII</b>	<b>6101</b>



### Sales million PLN

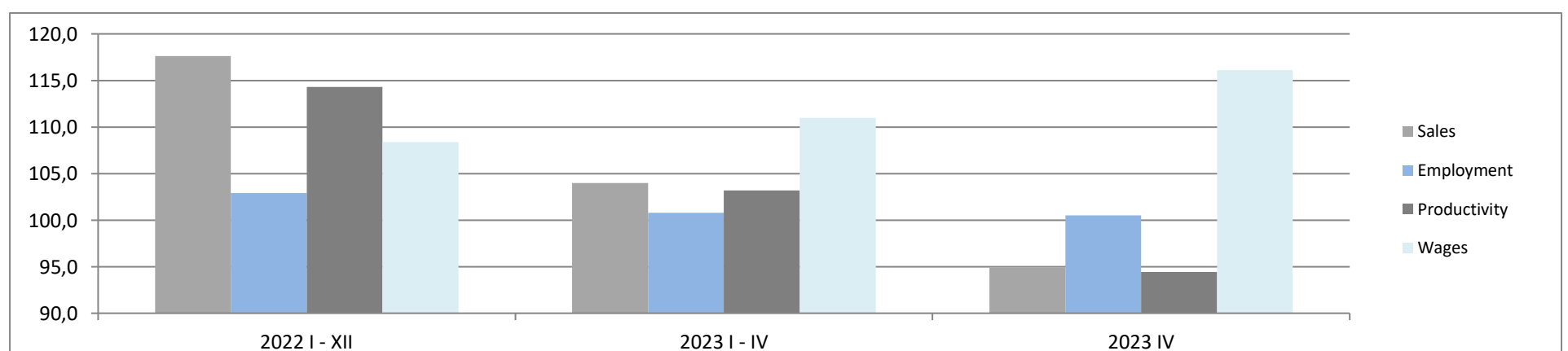
<b>2023 IV</b>	<b>1 461</b>
Previous period = 100	85,5
Corresponding period = 100	94,9
<b>2023 I - IV</b>	<b>6 235</b>
Corresponding period = 100	104,0
<b>2022 I - IV</b>	<b>5 666</b>
<b>2022 I - XII</b>	<b>18 291</b>
Corresponding period = 100	117,6
<b>2021 I - XII</b>	<b>14 798</b>



### Compare key data

		<b>2021 I - XII</b>	<b>2022 I - XII</b>	<b>2022 I - IV</b>	<b>2023 I - IV</b>	<b>2023 IV</b>
Sales	million PLN	14 798	18 291	5 666	6 235	1 461
Sales per employed	thous. PLN	400	481	149	164	38
Employment	in thous.	37	38	38	38	38
Wages	in PLN	6101	6612	6402	7104	7636
			<b>2022 I - XII</b>	<b>2023 I - IV</b>	<b>2023 IV</b>	
Sales	Corresponding period = 100		117,6	104,0	94,9	
Employment	Corresponding period = 100		102,9	100,8	100,5	
Productivity	Corresponding period = 100		114,3	103,2	94,4	
Wages	Corresponding period = 100		108,4	111,0	116,1	

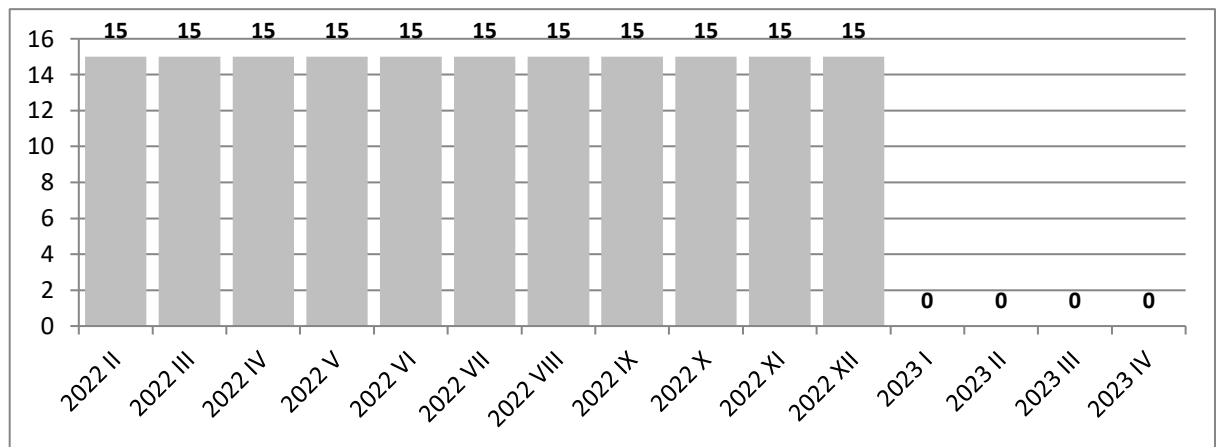
### Comparison of sales, employment, productivity and wage dynamics for selected periods (corresponding = 100)



## Manufacture of coke and refined petroleum products

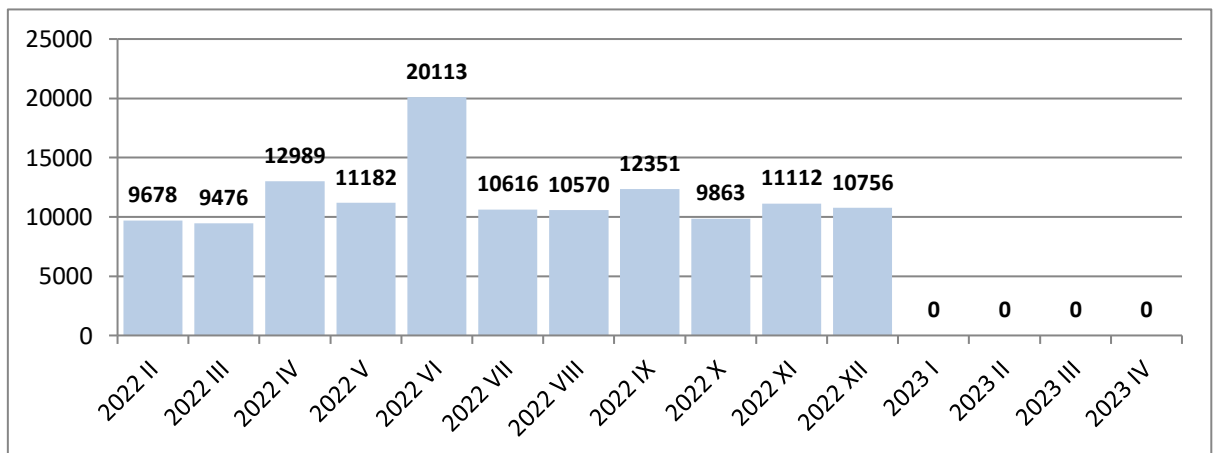
### Employment in thous.

<b>2023 IV</b>	.	
Previous period = 100	.	
Corresponding period = 100	.	
<b>2023 I - IV</b>	.	
Corresponding period = 100	.	
<b>2022 I - IV</b>	.	<b>15</b>
<b>2022 I - XII</b>	.	<b>15</b>
Corresponding period = 100	.	100,0
<b>2021 I - XII</b>	.	<b>15</b>



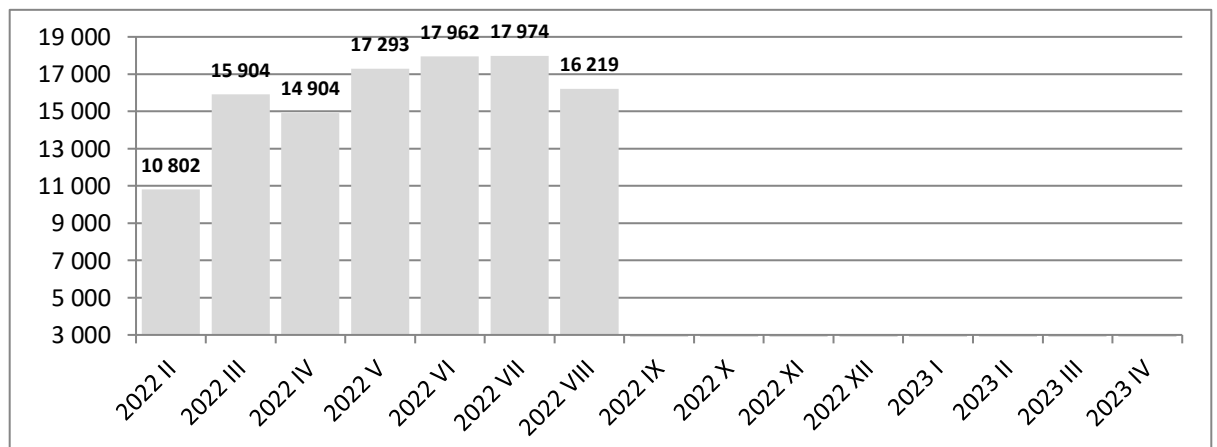
### Wages in PLN

<b>2023 IV</b>	.	
Previous period = 100	.	
Corresponding period = 100	.	
<b>2023 I - IV</b>	.	
Corresponding period = 100	.	
<b>2022 I - IV</b>	.	<b>10219</b>
<b>2022 I - XII</b>	.	<b>11444</b>
Corresponding period = 100	.	113,6
<b>2021 I - XII</b>	.	<b>10073</b>



### Sales million PLN

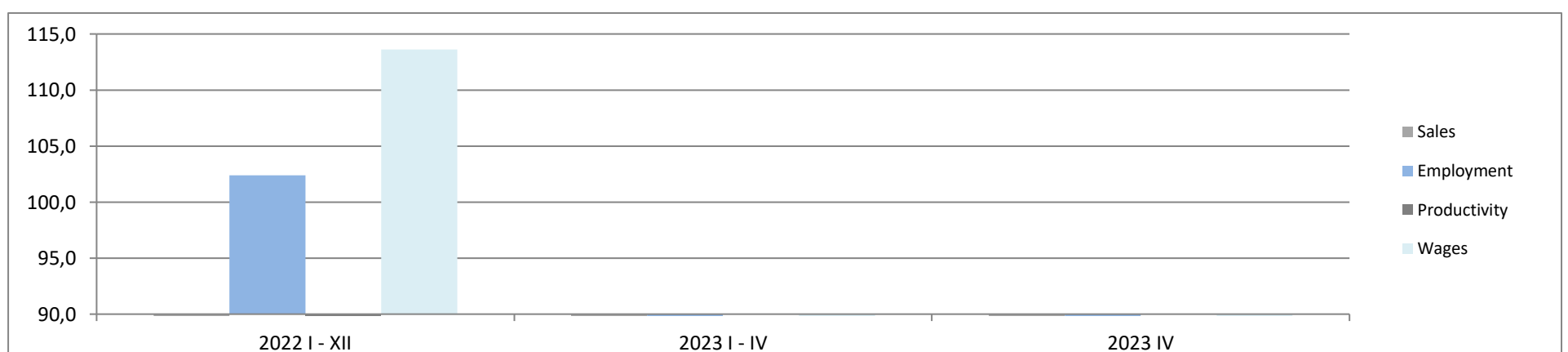
<b>2023 IV</b>	.	
Previous period = 100	.	
Corresponding period = 100	.	
<b>2023 I - IV</b>	.	
Corresponding period = 100	.	
<b>2022 I - IV</b>	.	<b>50 813</b>
<b>2022 I - XII</b>	.	<b>101 381</b>
Corresponding period = 100	.	
<b>2021 I - XII</b>	.	<b>101 381</b>



### Compare key data

		<b>2021 I - XII</b>	<b>2022 I - XII</b>	<b>2022 I - IV</b>	<b>2023 I - IV</b>	<b>2023 IV</b>
Sales	million PLN	101 381	.	50 813	.	.
Sales per employed	thous. PLN	6759	.	3388	.	.
Employment	in thous.	15	15	15	.	.
Wages	in PLN	10073	11444	10219	.	.
			<b>2022 I - XII</b>		<b>2023 I - IV</b>	<b>2023 IV</b>
Sales	Corresponding period = 100		.		.	.
Employment	Corresponding period = 100		102,4		.	.
Productivity	Corresponding period = 100		.		.	.
Wages	Corresponding period = 100		113,6		.	.

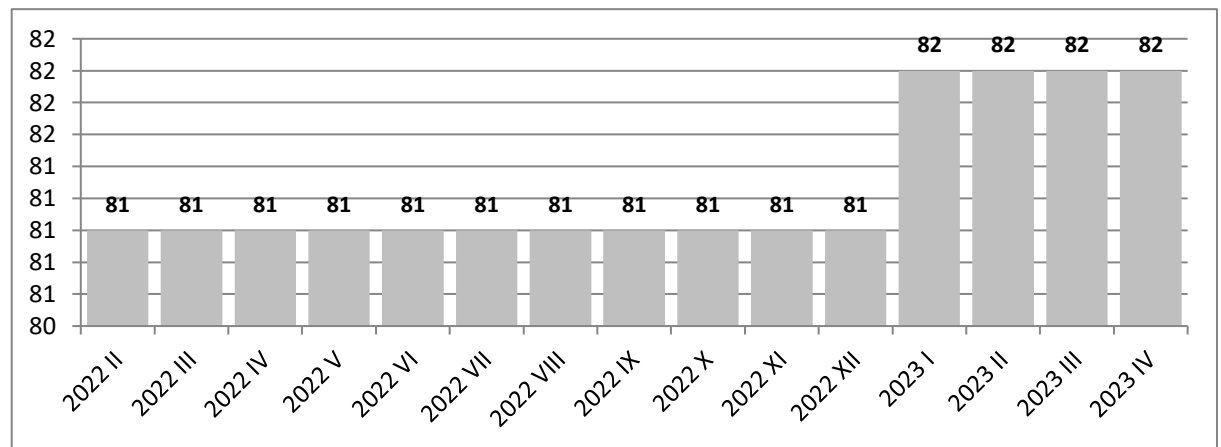
### Comparison of sales, employment, productivity and wage dynamics for selected periods (corresponding = 100)



## Manufacture of chemicals and chemical products

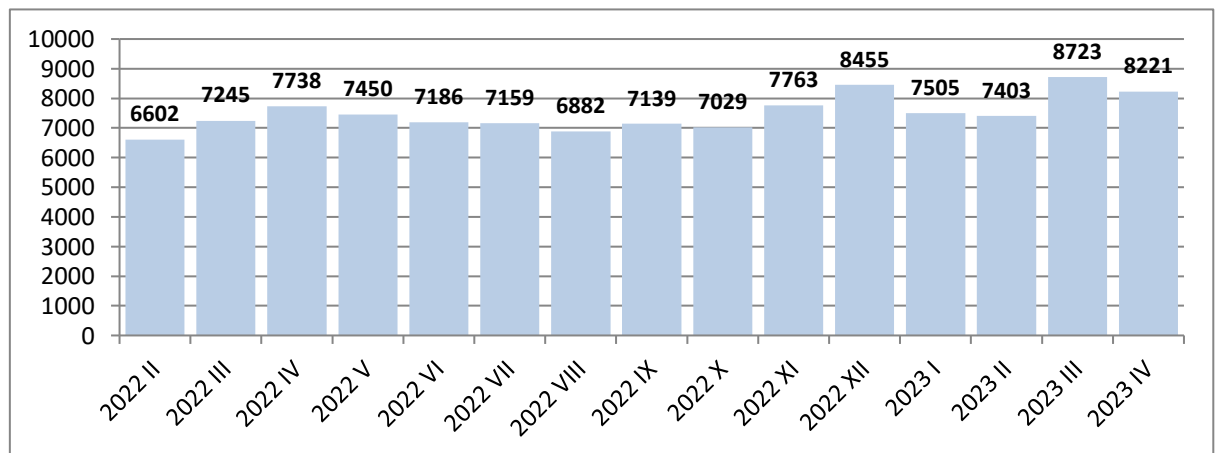
### Employment in thous.

<b>2023 IV</b>	<b>82</b>
Previous period = 100	100,0
Corresponding period = 100	101,2
<b>2023 I - IV</b>	<b>82</b>
Corresponding period = 100	101,2
<b>2022 I - IV</b>	<b>81</b>
<b>2022 I - XII</b>	<b>81</b>
Corresponding period = 100	100,0
<b>2021 I - XII</b>	<b>81</b>



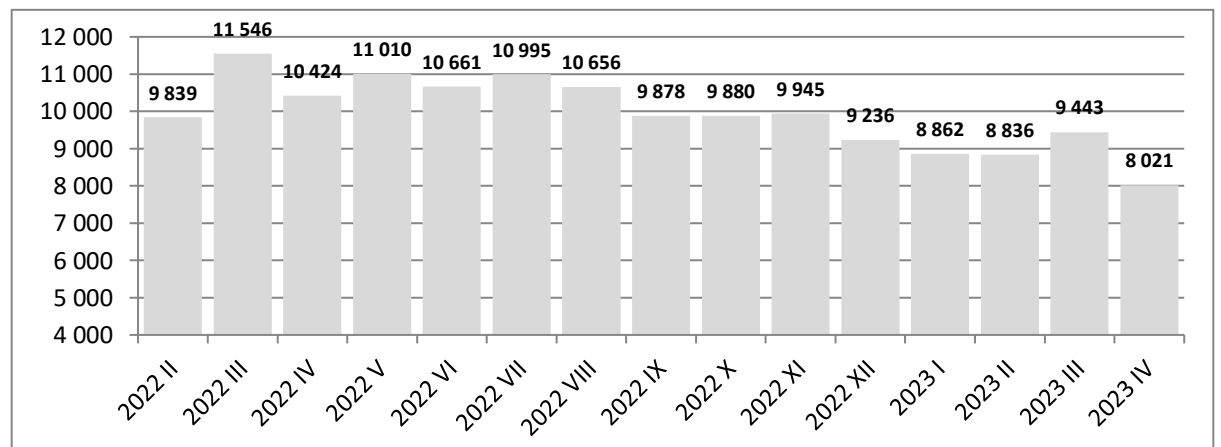
### Wages in PLN

<b>2023 IV</b>	<b>8221</b>
Previous period = 100	94,2
Corresponding period = 100	106,2
<b>2023 I - IV</b>	<b>8002</b>
Corresponding period = 100	112,9
<b>2022 I - IV</b>	<b>7085</b>
<b>2022 I - XII</b>	<b>7285</b>
Corresponding period = 100	111,3
<b>2021 I - XII</b>	<b>6544</b>



### Sales million PLN

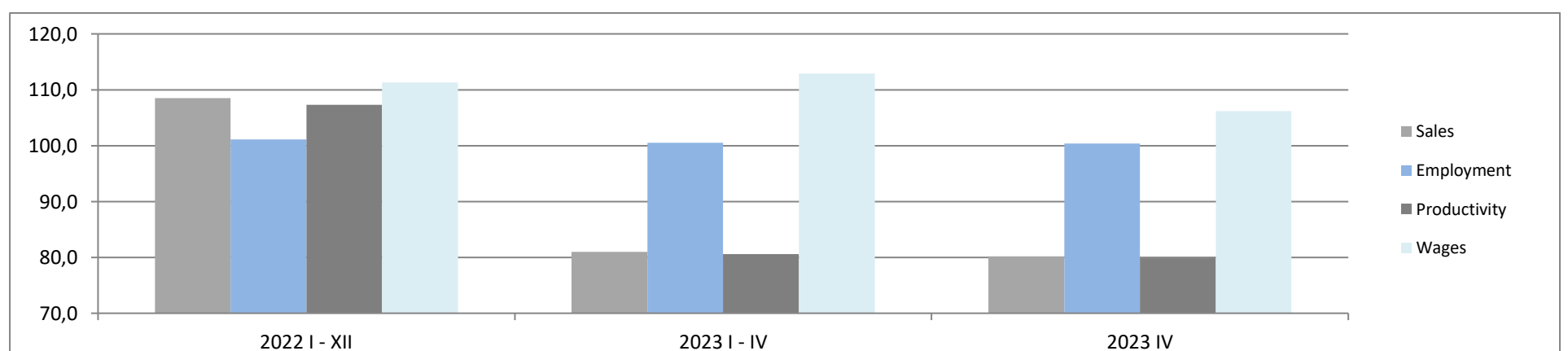
<b>2023 IV</b>	<b>8 021</b>
Previous period = 100	85,8
Corresponding period = 100	80,2
<b>2023 I - IV</b>	<b>35 402</b>
Corresponding period = 100	81,0
<b>2022 I - IV</b>	<b>41 335</b>
<b>2022 I - XII</b>	<b>123 936</b>
Corresponding period = 100	108,5
<b>2021 I - XII</b>	<b>88 274</b>



### Compare key data

		<b>2021 I - XII</b>	<b>2022 I - XII</b>	<b>2022 I - IV</b>	<b>2023 I - IV</b>	<b>2023 IV</b>
Sales	million PLN	88 274	123 936	41 335	35 402	8 021
Sales per employed	thous. PLN	1090	1530	510	432	98
Employment	in thous.	81	81	81	82	82
Wages	in PLN	6544	7285	7085	8002	8221
			<b>2022 I - XII</b>	<b>2023 I - IV</b>	<b>2023 IV</b>	
Sales	Corresponding period = 100		108,5	81,0	80,2	
Employment	Corresponding period = 100		101,1	100,5	100,4	
Productivity	Corresponding period = 100		107,3	80,6	79,9	
Wages	Corresponding period = 100		111,3	112,9	106,2	

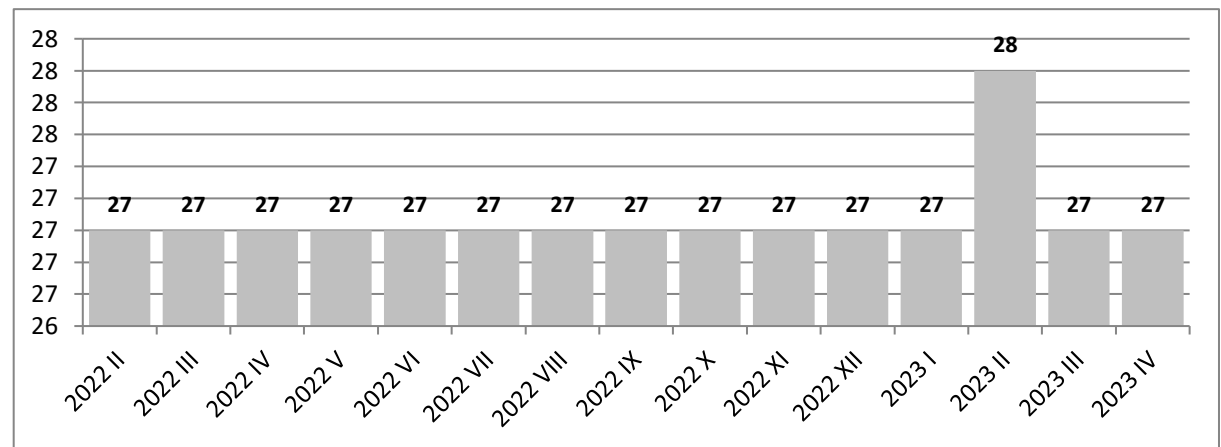
### Comparison of sales, employment, productivity and wage dynamics for selected periods (corresponding = 100)



## Manufacture of pharmaceutical products

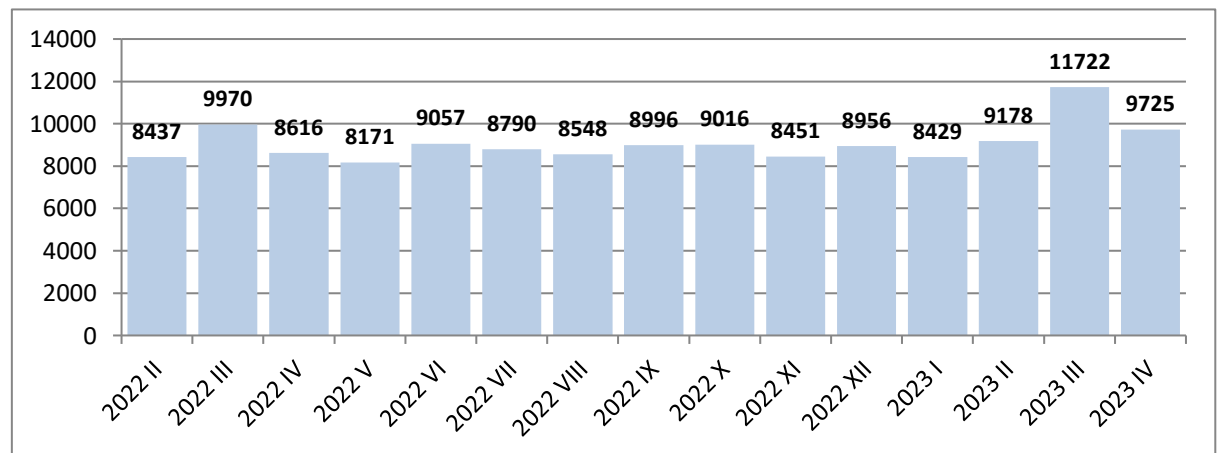
### Employment in thous.

<b>2023 IV</b>	<b>27</b>
Previous period = 100	100,0
Corresponding period = 100	100,0
<b>2023 I - IV</b>	<b>27</b>
Corresponding period = 100	100,0
<b>2022 I - IV</b>	<b>27</b>
<b>2022 I - XII</b>	<b>27</b>
Corresponding period = 100	108,0
<b>2021 I - XII</b>	<b>25</b>



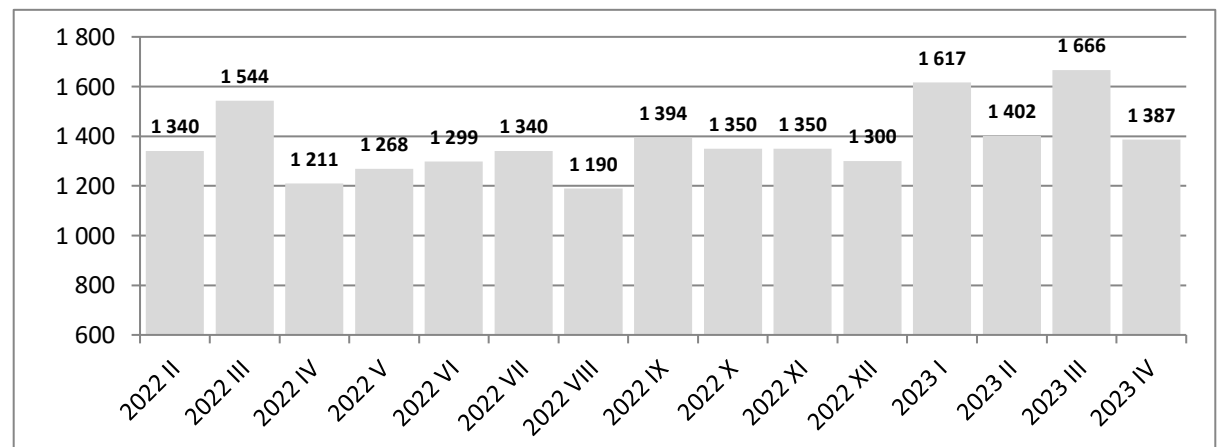
### Wages in PLN

<b>2023 IV</b>	<b>9725</b>
Previous period = 100	83,0
Corresponding period = 100	112,9
<b>2023 I - IV</b>	<b>9704</b>
Corresponding period = 100	111,8
<b>2022 I - IV</b>	<b>8678</b>
<b>2022 I - XII</b>	<b>8707</b>
Corresponding period = 100	105,5
<b>2021 I - XII</b>	<b>8249</b>



### Sales million PLN

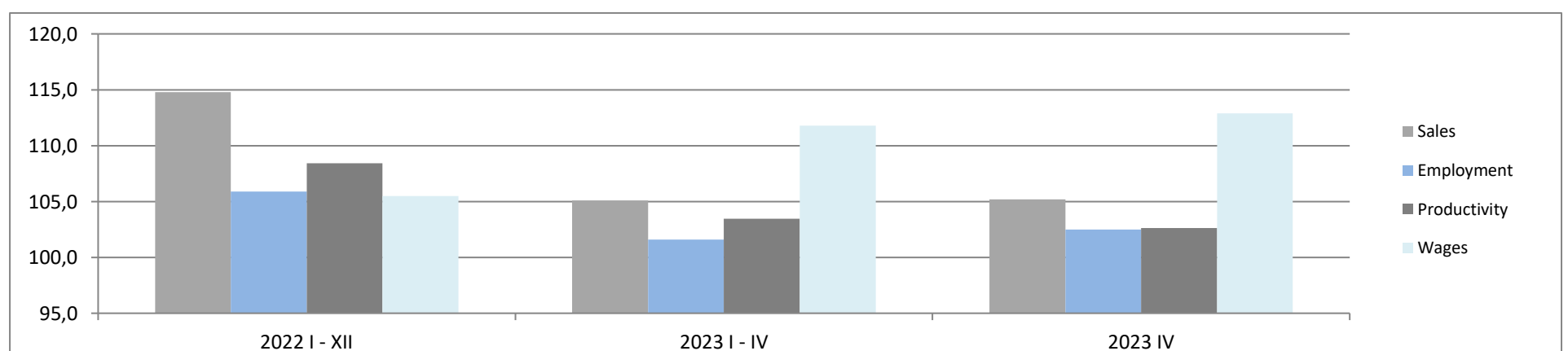
<b>2023 IV</b>	<b>1 387</b>
Previous period = 100	83,3
Corresponding period = 100	105,2
<b>2023 I - IV</b>	<b>6 063</b>
Corresponding period = 100	105,1
<b>2022 I - IV</b>	<b>5 336</b>
<b>2022 I - XII</b>	<b>15 703</b>
Corresponding period = 100	114,8
<b>2021 I - XII</b>	<b>13 337</b>



### Compare key data

		<b>2021 I - XII</b>	<b>2022 I - XII</b>	<b>2022 I - IV</b>	<b>2023 I - IV</b>	<b>2023 IV</b>
Sales	million PLN	13 337	15 703	5 336	6 063	1 387
Sales per employed	thous. PLN	533	582	198	225	51
Employment	in thous.	25	27	27	27	27
Wages	in PLN	8249	8707	8678	9704	9725
			<b>2022 I - XII</b>	<b>2023 I - IV</b>	<b>2023 IV</b>	
Sales	Corresponding period = 100		114,8	105,1	105,2	
Employment	Corresponding period = 100		105,9	101,6	102,5	
Productivity	Corresponding period = 100		108,4	103,4	102,6	
Wages	Corresponding period = 100		105,5	111,8	112,9	

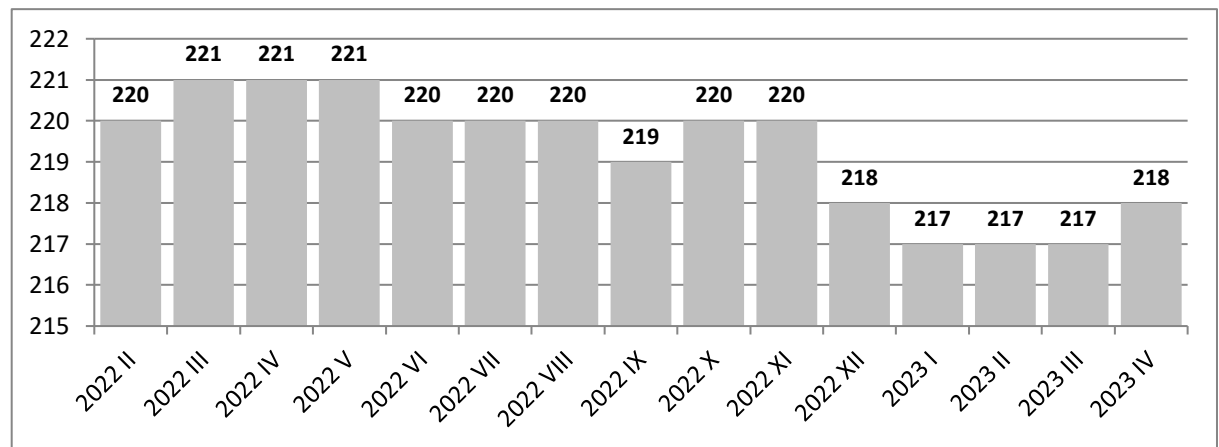
### Comparison of sales, employment, productivity and wage dynamics for selected periods (corresponding = 100)



## Manufacture of rubber and plastic products

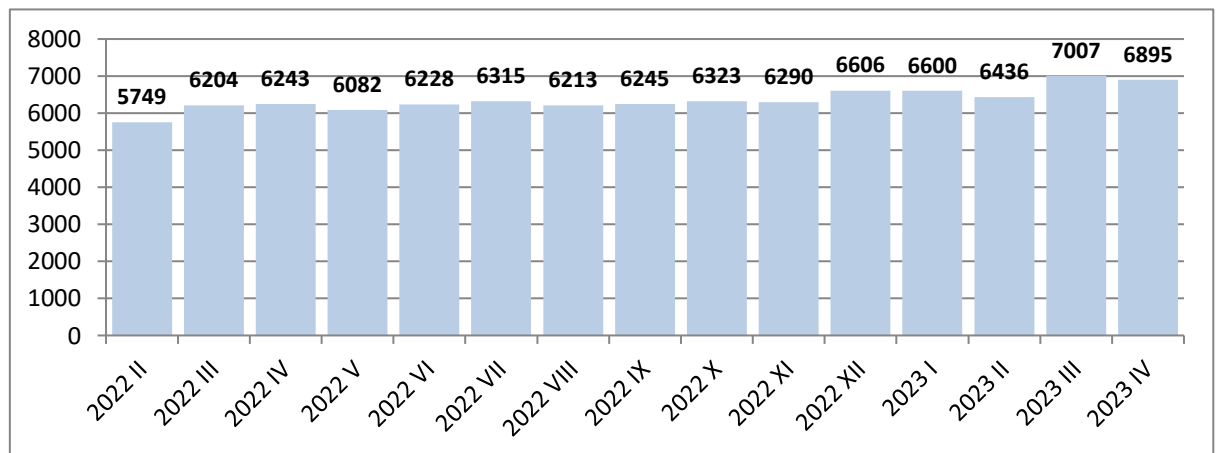
### Employment in thous.

<b>2023 IV</b>	<b>218</b>
Previous period = 100	100,5
Corresponding period = 100	98,6
<b>2023 I - IV</b>	<b>217</b>
Corresponding period = 100	98,6
<b>2022 I - IV</b>	<b>220</b>
<b>2022 I - XII</b>	<b>220</b>
Corresponding period = 100	102,8
<b>2021 I - XII</b>	<b>214</b>



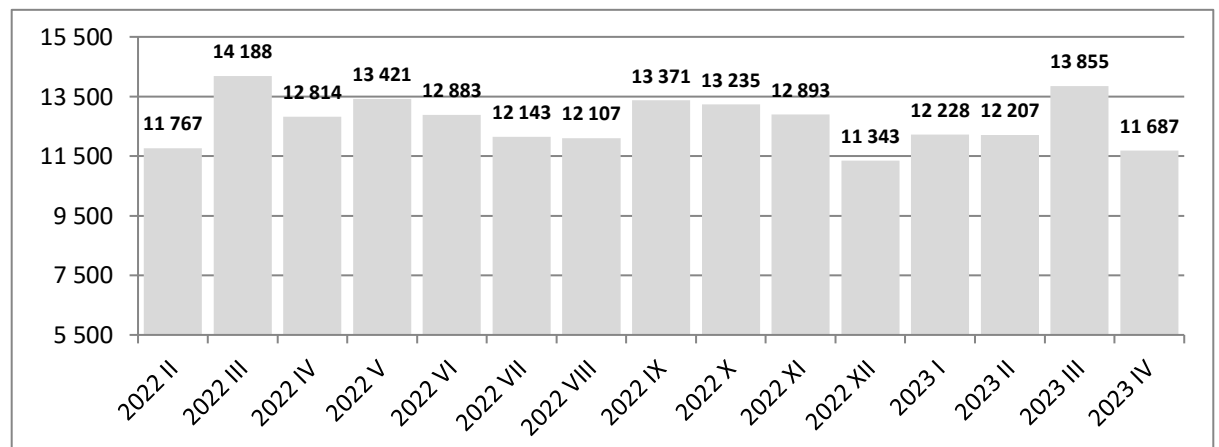
### Wages in PLN

<b>2023 IV</b>	<b>6895</b>
Previous period = 100	98,4
Corresponding period = 100	110,4
<b>2023 I - IV</b>	<b>6773</b>
Corresponding period = 100	112,1
<b>2022 I - IV</b>	<b>6042</b>
<b>2022 I - XII</b>	<b>6260</b>
Corresponding period = 100	112,6
<b>2021 I - XII</b>	<b>5561</b>



### Sales million PLN

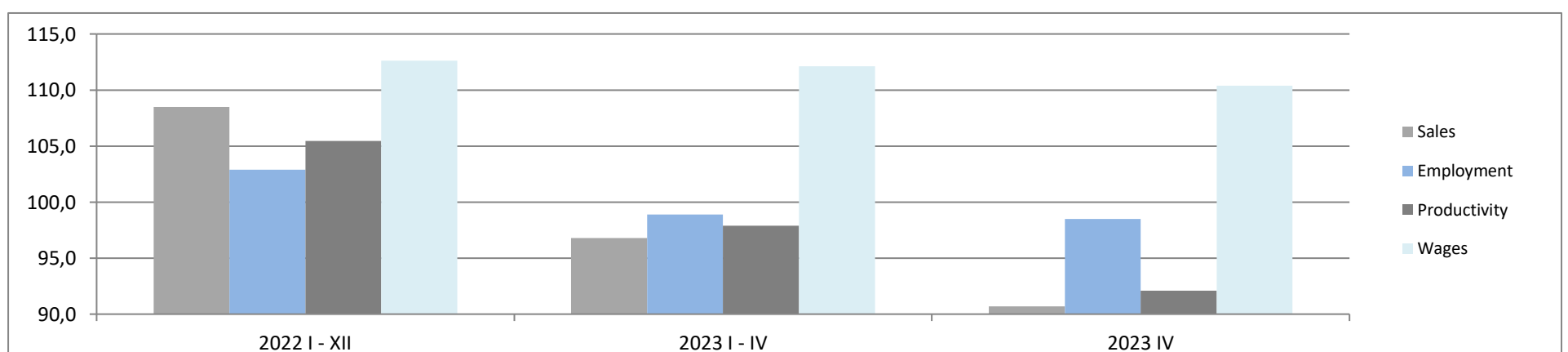
<b>2023 IV</b>	<b>11 687</b>
Previous period = 100	85,3
Corresponding period = 100	90,7
<b>2023 I - IV</b>	<b>50 188</b>
Corresponding period = 100	96,8
<b>2022 I - IV</b>	<b>49 831</b>
<b>2022 I - XII</b>	<b>151 947</b>
Corresponding period = 100	108,5
<b>2021 I - XII</b>	<b>124 984</b>



### Compare key data

		<b>2021 I - XII</b>	<b>2022 I - XII</b>	<b>2022 I - IV</b>	<b>2023 I - IV</b>	<b>2023 IV</b>
Sales	million PLN	124 984	151 947	49 831	50 188	11 687
Sales per employed	thous. PLN	584	691	227	231	54
Employment	in thous.	214	220	220	217	218
Wages	in PLN	5561	6260	6042	6773	6895
			<b>2022 I - XII</b>	<b>2023 I - IV</b>	<b>2023 IV</b>	
Sales	Corresponding period = 100		108,5	96,8	90,7	
Employment	Corresponding period = 100		102,9	98,9	98,5	
Productivity	Corresponding period = 100		105,4	97,9	92,1	
Wages	Corresponding period = 100		112,6	112,1	110,4	

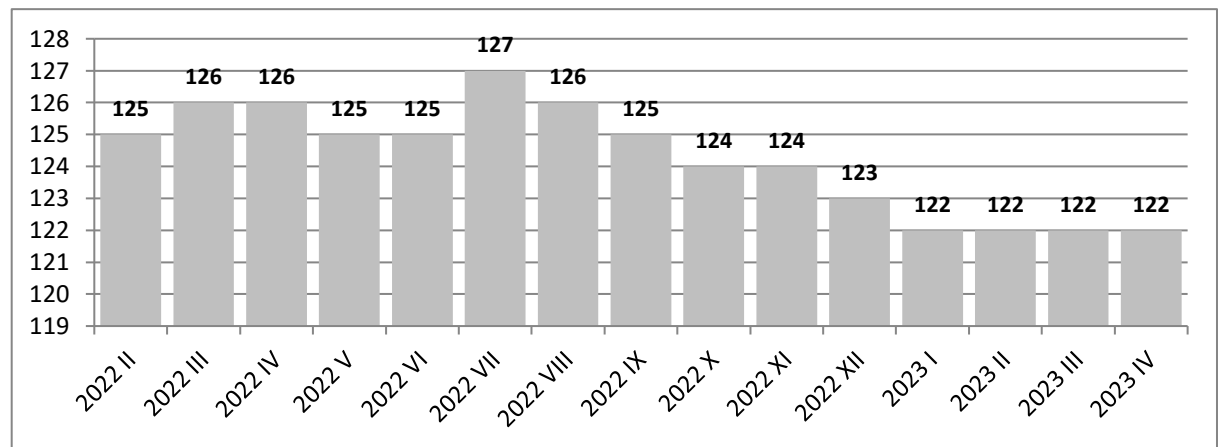
### Comparison of sales, employment, productivity and wage dynamics for selected periods (corresponding = 100)



## Manufacture of other nonmetallic mineral products

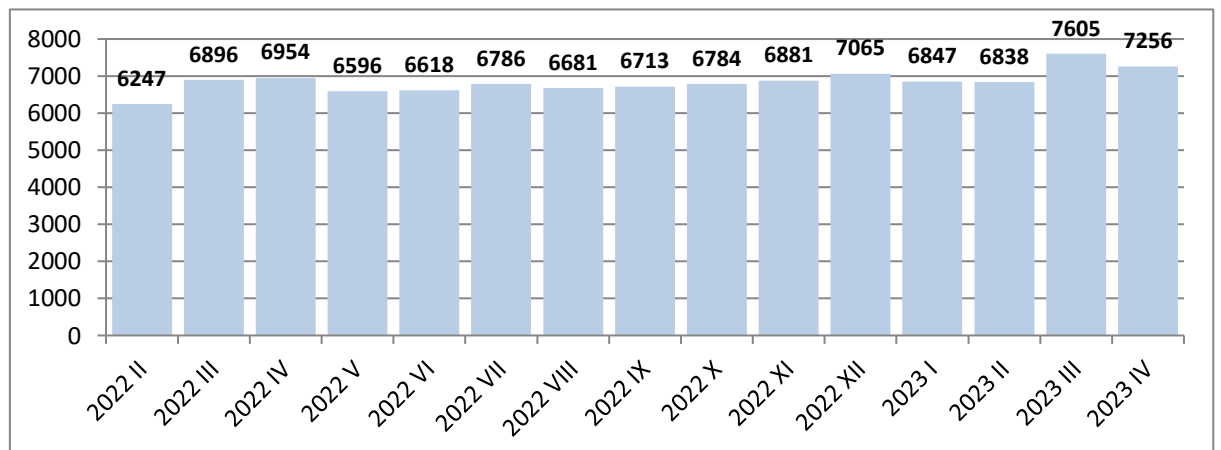
### Employment in thous.

<b>2023 IV</b>	<b>122</b>
Previous period = 100	100,0
Corresponding period = 100	96,8
<b>2023 I - IV</b>	<b>122</b>
Corresponding period = 100	97,6
<b>2022 I - IV</b>	<b>125</b>
<b>2022 I - XII</b>	<b>126</b>
Corresponding period = 100	101,6
<b>2021 I - XII</b>	<b>124</b>



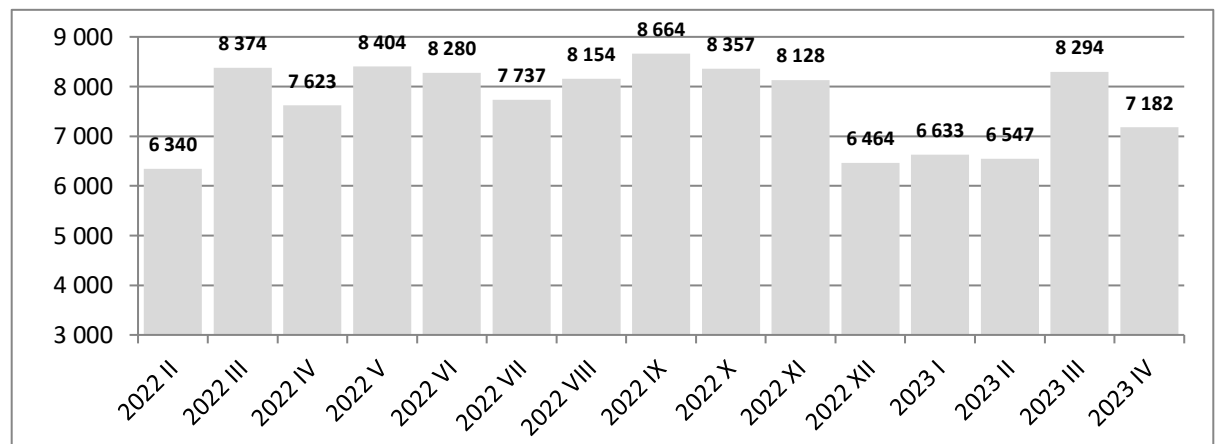
### Wages in PLN

<b>2023 IV</b>	<b>7256</b>
Previous period = 100	95,4
Corresponding period = 100	104,3
<b>2023 I - IV</b>	<b>7131</b>
Corresponding period = 100	108,5
<b>2022 I - IV</b>	<b>6574</b>
<b>2022 I - XII</b>	<b>6703</b>
Corresponding period = 100	110,0
<b>2021 I - XII</b>	<b>6093</b>



### Sales million PLN

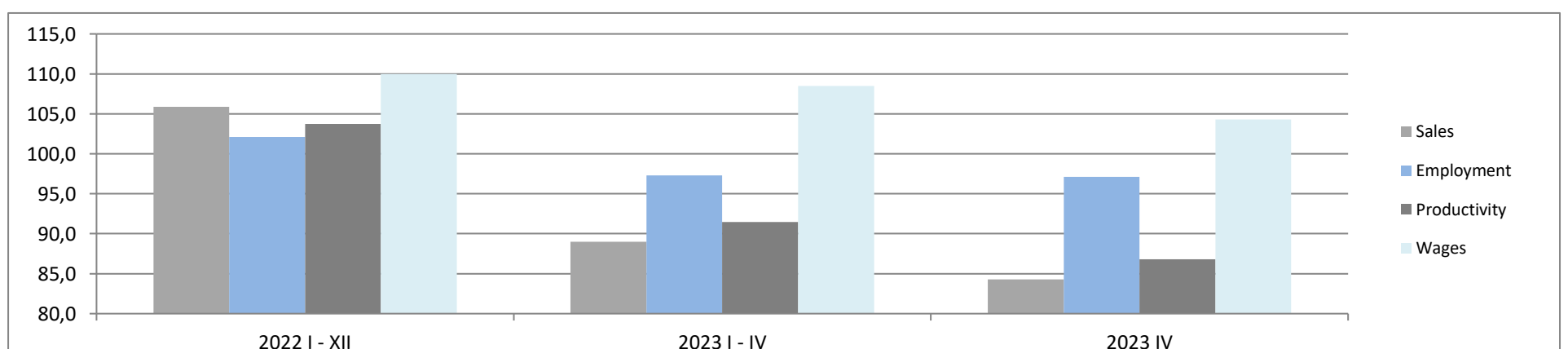
<b>2023 IV</b>	<b>7 182</b>
Previous period = 100	86,8
Corresponding period = 100	84,3
<b>2023 I - IV</b>	<b>28 637</b>
Corresponding period = 100	89,0
<b>2022 I - IV</b>	<b>27 836</b>
<b>2022 I - XII</b>	<b>92 756</b>
Corresponding period = 100	105,9
<b>2021 I - XII</b>	<b>74 471</b>



### Compare key data

		2021 I - XII	2022 I - XII	2022 I - IV	2023 I - IV	2023 IV
Sales	million PLN	74 471	92 756	27 836	28 637	7 182
Sales per employed	thous. PLN	601	736	223	235	59
Employment	in thous.	124	126	125	122	122
Wages	in PLN	6093	6703	6574	7131	7256
			2022 I - XII	2023 I - IV	2023 IV	
Sales	Corresponding period = 100		105,9	89,0	84,3	
Employment	Corresponding period = 100		102,1	97,3	97,1	
Productivity	Corresponding period = 100		103,7	91,5	86,8	
Wages	Corresponding period = 100		110,0	108,5	104,3	

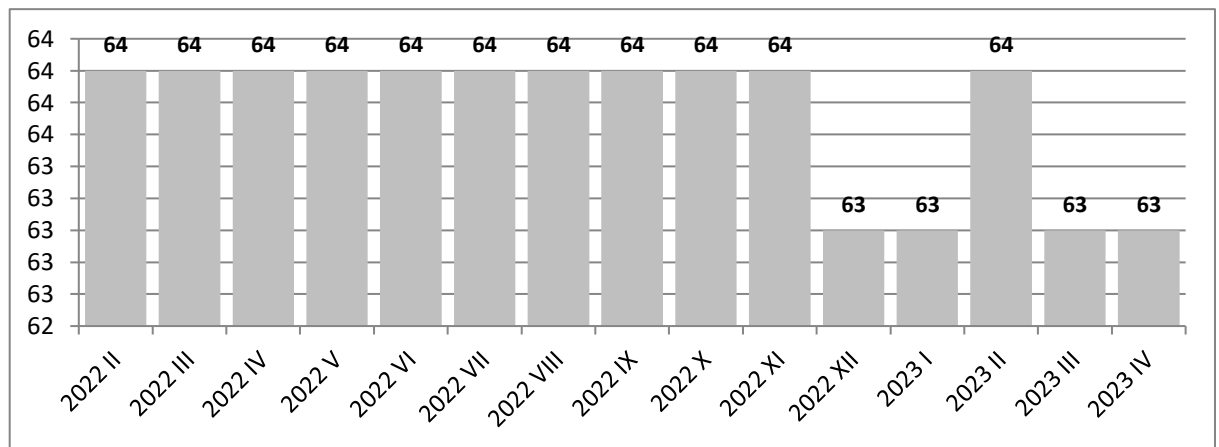
### Comparison of sales, employment, productivity and wage dynamics for selected periods (corresponding = 100)



## Manufacture of basic metals

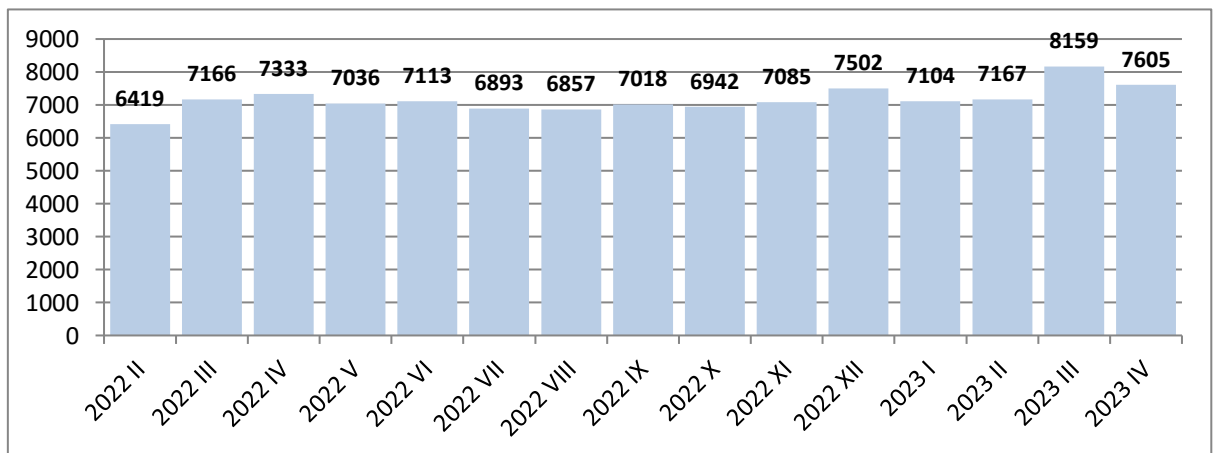
### Employment in thous.

<b>2023 IV</b>	<b>63</b>
Previous period = 100	100,0
Corresponding period = 100	98,4
<b>2023 I - IV</b>	<b>63</b>
Corresponding period = 100	98,4
<b>2022 I - IV</b>	<b>64</b>
<b>2022 I - XII</b>	<b>64</b>
Corresponding period = 100	101,6
<b>2021 I - XII</b>	<b>63</b>



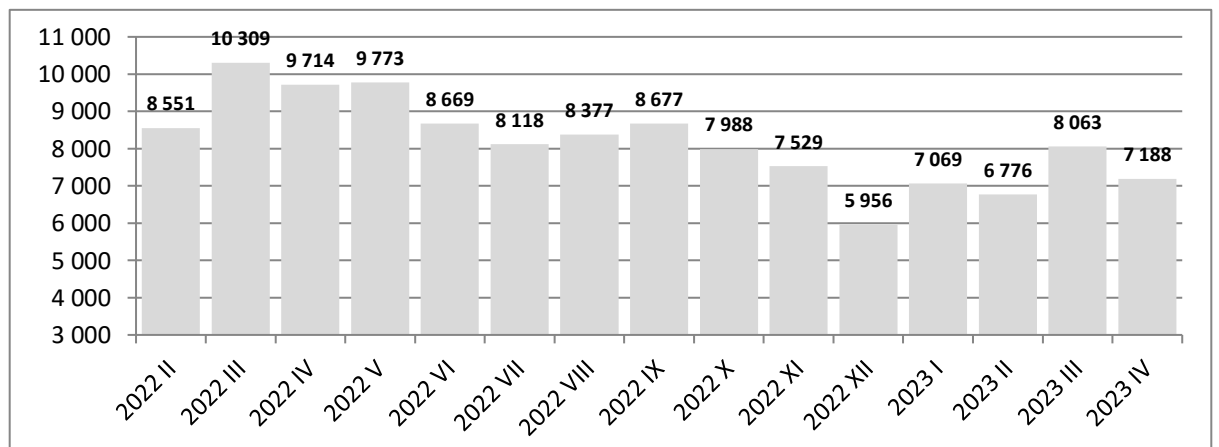
### Wages in PLN

<b>2023 IV</b>	<b>7605</b>
Previous period = 100	93,2
Corresponding period = 100	103,7
<b>2023 I - IV</b>	<b>7468</b>
Corresponding period = 100	109,9
<b>2022 I - IV</b>	<b>6797</b>
<b>2022 I - XII</b>	<b>6985</b>
Corresponding period = 100	111,6
<b>2021 I - XII</b>	<b>6261</b>



### Sales million PLN

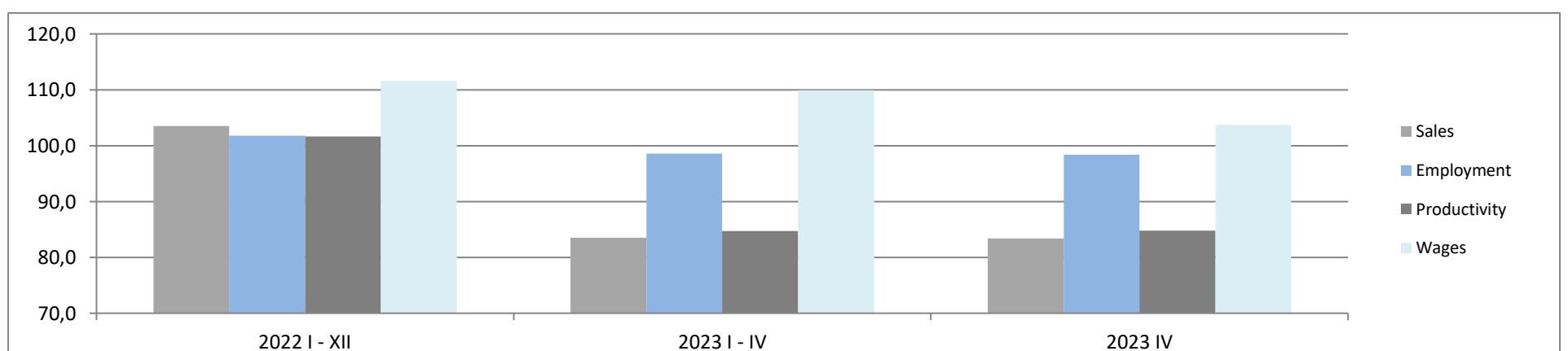
<b>2023 IV</b>	<b>7 188</b>
Previous period = 100	89,5
Corresponding period = 100	83,4
<b>2023 I - IV</b>	<b>29 811</b>
Corresponding period = 100	83,5
<b>2022 I - IV</b>	<b>36 305</b>
<b>2022 I - XII</b>	<b>100 443</b>
Corresponding period = 100	103,5
<b>2021 I - XII</b>	<b>77 542</b>



### Compare key data

		<b>2021 I - XII</b>	<b>2022 I - XII</b>	<b>2022 I - IV</b>	<b>2023 I - IV</b>	<b>2023 IV</b>
Sales	million PLN	77 542	100 443	36 305	29 811	7 188
Sales per employed	thous. PLN	1231	1569	567	473	114
Employment	in thous.	63	64	64	63	63
Wages	in PLN	6261	6985	6797	7468	7605
			<b>2022 I - XII</b>	<b>2023 I - IV</b>	<b>2023 IV</b>	
Sales	Corresponding period = 100		103,5	83,5	83,4	
Employment	Corresponding period = 100		101,8	98,6	98,4	
Productivity	Corresponding period = 100		101,7	84,7	84,8	
Wages	Corresponding period = 100		111,6	109,9	103,7	

### Comparison of sales, employment, productivity and wage dynamics for selected periods (corresponding = 100)

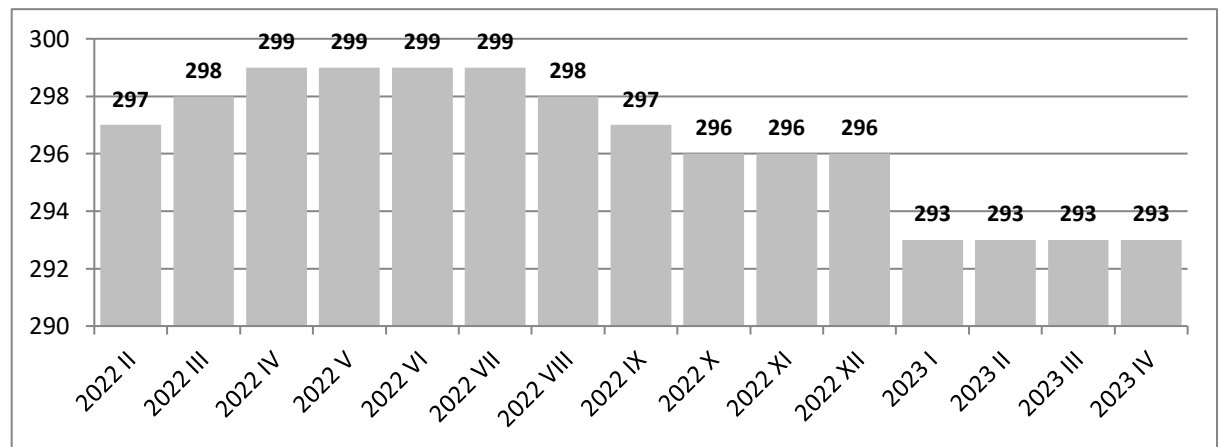




## Manufacture of metal products

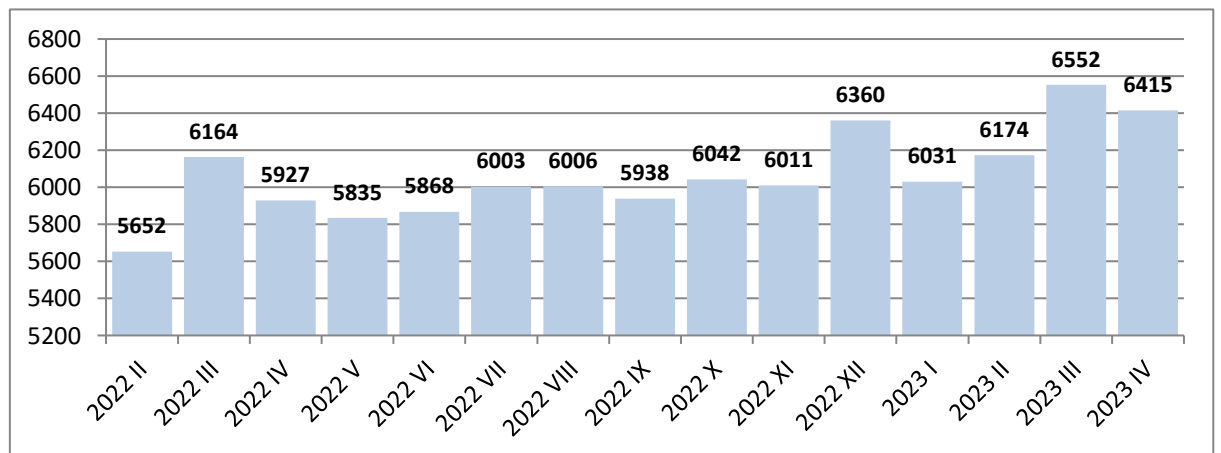
### Employment in thous.

<b>2023 IV</b>	<b>293</b>
Previous period = 100	100,0
Corresponding period = 100	98,0
<b>2023 I - IV</b>	<b>293</b>
Corresponding period = 100	98,3
<b>2022 I - IV</b>	<b>298</b>
<b>2022 I - XII</b>	<b>298</b>
Corresponding period = 100	103,8
<b>2021 I - XII</b>	<b>287</b>



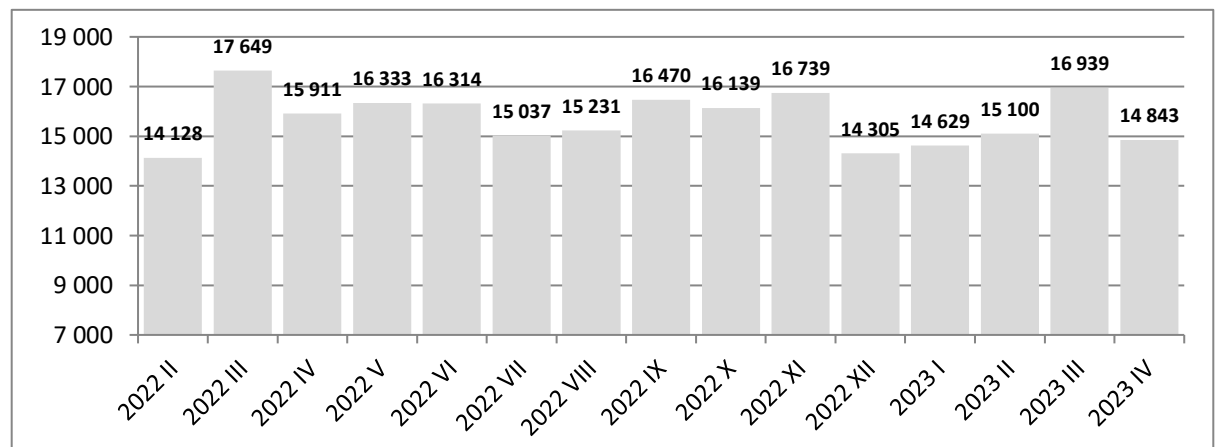
### Wages in PLN

<b>2023 IV</b>	<b>6415</b>
Previous period = 100	97,9
Corresponding period = 100	108,2
<b>2023 I - IV</b>	<b>6306</b>
Corresponding period = 100	107,6
<b>2022 I - IV</b>	<b>5859</b>
<b>2022 I - XII</b>	<b>5966</b>
Corresponding period = 100	109,2
<b>2021 I - XII</b>	<b>5463</b>



### Sales million PLN

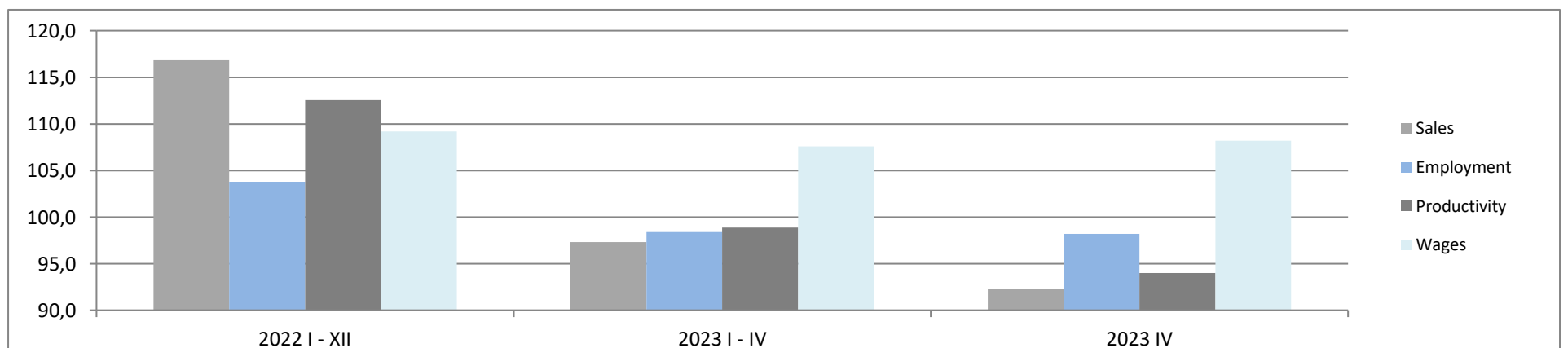
<b>2023 IV</b>	<b>14 843</b>
Previous period = 100	88,0
Corresponding period = 100	92,3
<b>2023 I - IV</b>	<b>61 925</b>
Corresponding period = 100	97,3
<b>2022 I - IV</b>	<b>60 934</b>
<b>2022 I - XII</b>	<b>189 361</b>
Corresponding period = 100	116,8
<b>2021 I - XII</b>	<b>144 944</b>



### Compare key data

		<b>2021 I - XII</b>	<b>2022 I - XII</b>	<b>2022 I - IV</b>	<b>2023 I - IV</b>	<b>2023 IV</b>
Sales	million PLN	144 944	189 361	60 934	61 925	14 843
Sales per employed	thous. PLN	505	635	204	211	51
Employment	in thous.	287	298	298	293	293
Wages	in PLN	5463	5966	5859	6306	6415
			<b>2022 I - XII</b>	<b>2023 I - IV</b>	<b>2023 IV</b>	
Sales	Corresponding period = 100		116,8	97,3	92,3	
Employment	Corresponding period = 100		103,8	98,4	98,2	
Productivity	Corresponding period = 100		112,5	98,9	94,0	
Wages	Corresponding period = 100		109,2	107,6	108,2	

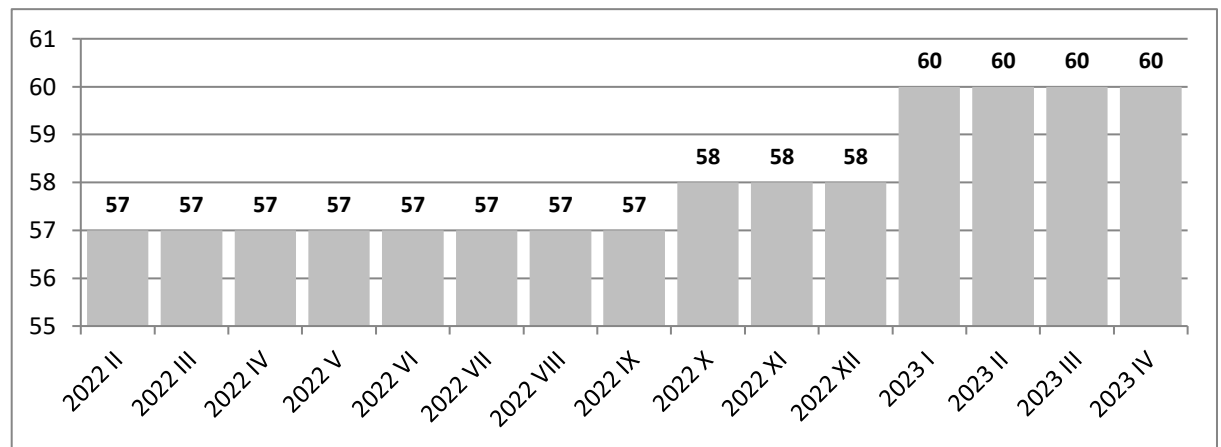
### Comparison of sales, employment, productivity and wage dynamics for selected periods (corresponding = 100)



## Manufacture of computer, electronic and optical products

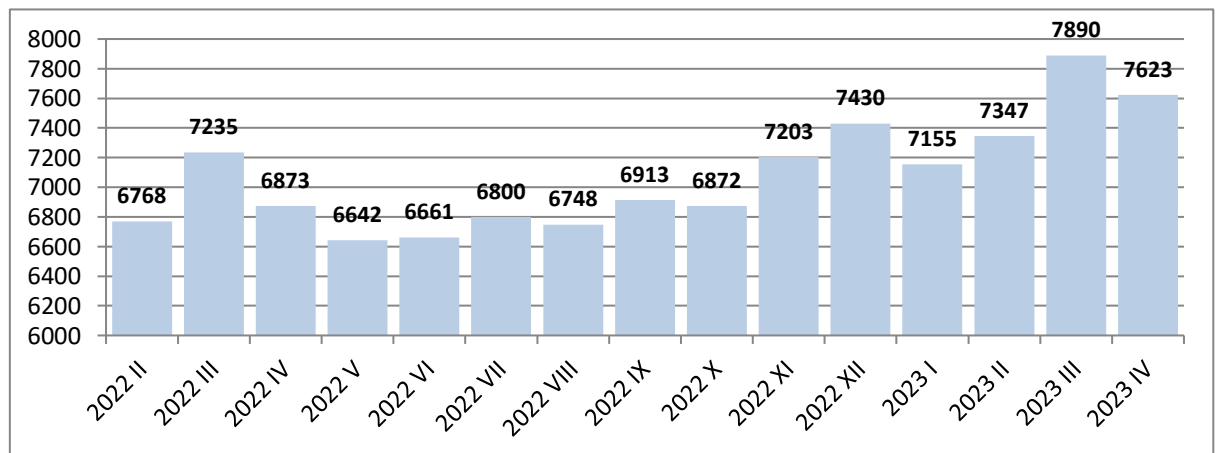
### Employment in thous.

<b>2023 IV</b>	<b>60</b>
Previous period = 100	100,0
Corresponding period = 100	105,3
<b>2023 I - IV</b>	<b>60</b>
Corresponding period = 100	105,3
<b>2022 I - IV</b>	<b>57</b>
<b>2022 I - XII</b>	<b>58</b>
Corresponding period = 100	101,8
<b>2021 I - XII</b>	<b>57</b>



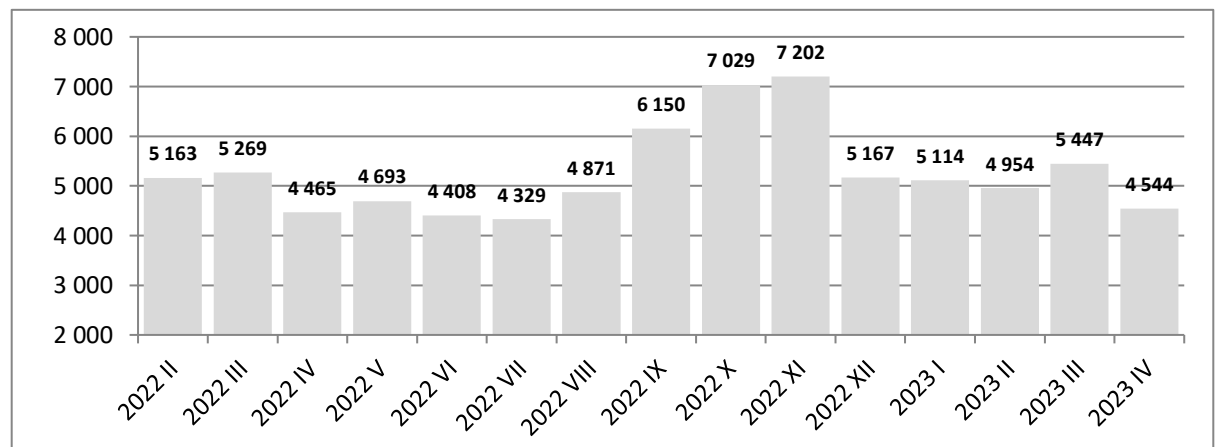
### Wages in PLN

<b>2023 IV</b>	<b>7623</b>
Previous period = 100	96,6
Corresponding period = 100	110,9
<b>2023 I - IV</b>	<b>7478</b>
Corresponding period = 100	110,8
<b>2022 I - IV</b>	<b>6748</b>
<b>2022 I - XII</b>	<b>6919</b>
Corresponding period = 100	110,4
<b>2021 I - XII</b>	<b>6266</b>



### Sales million PLN

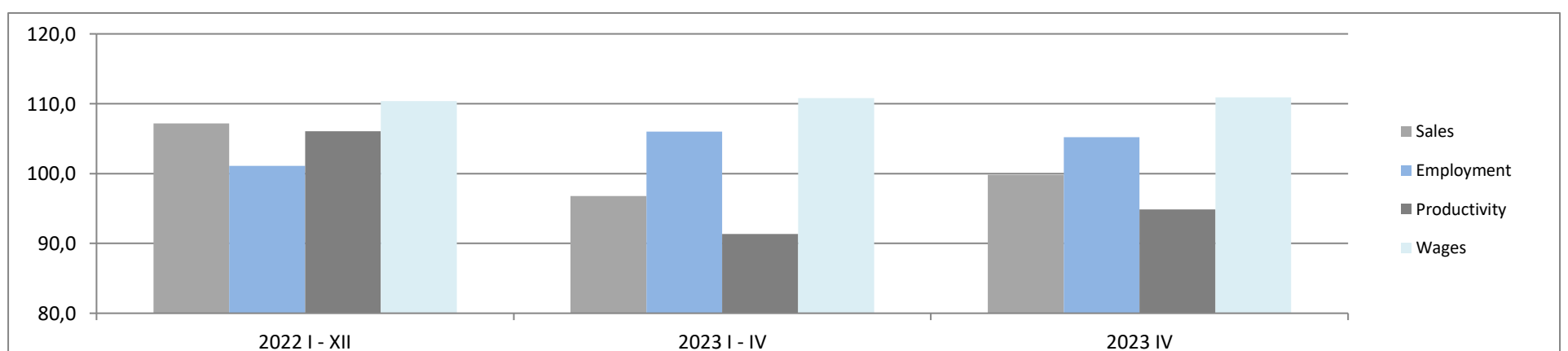
<b>2023 IV</b>	<b>4 544</b>
Previous period = 100	83,4
Corresponding period = 100	99,8
<b>2023 I - IV</b>	<b>20 094</b>
Corresponding period = 100	96,8
<b>2022 I - IV</b>	<b>20 080</b>
<b>2022 I - XII</b>	<b>64 019</b>
Corresponding period = 100	107,2
<b>2021 I - XII</b>	<b>57 497</b>



### Compare key data

		<b>2021 I - XII</b>	<b>2022 I - XII</b>	<b>2022 I - IV</b>	<b>2023 I - IV</b>	<b>2023 IV</b>
Sales	million PLN	57 497	64 019	20 080	20 094	4 544
Sales per employed	thous. PLN	1009	1104	352	335	76
Employment	in thous.	57	58	57	60	60
Wages	in PLN	6266	6919	6748	7478	7623
			<b>2022 I - XII</b>		<b>2023 I - IV</b>	<b>2023 IV</b>
Sales	Corresponding period = 100		107,2		96,8	99,8
Employment	Corresponding period = 100		101,1		106,0	105,2
Productivity	Corresponding period = 100		106,0		91,3	94,9
Wages	Corresponding period = 100		110,4		110,8	110,9

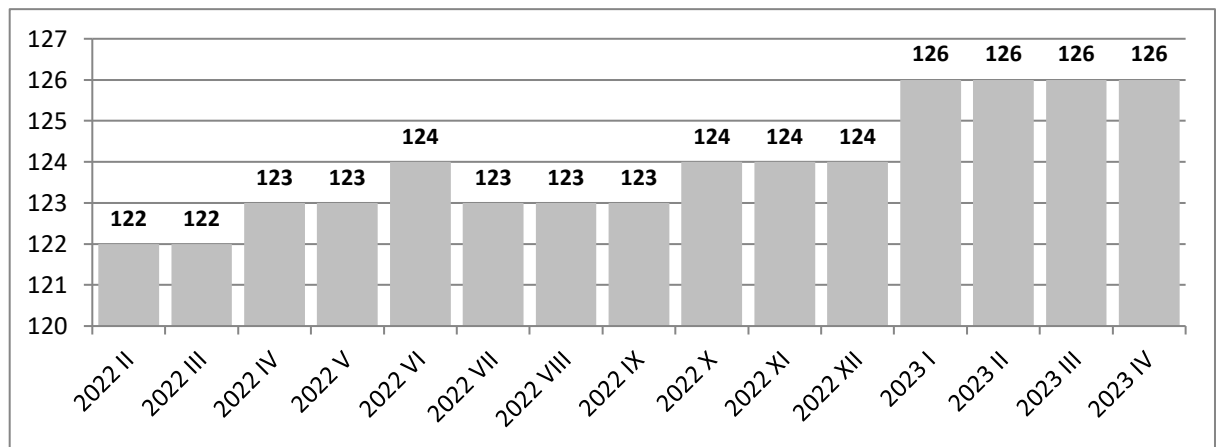
### Comparison of sales, employment, productivity and wage dynamics for selected periods (corresponding = 100)



## Manufacture of electrical equipment

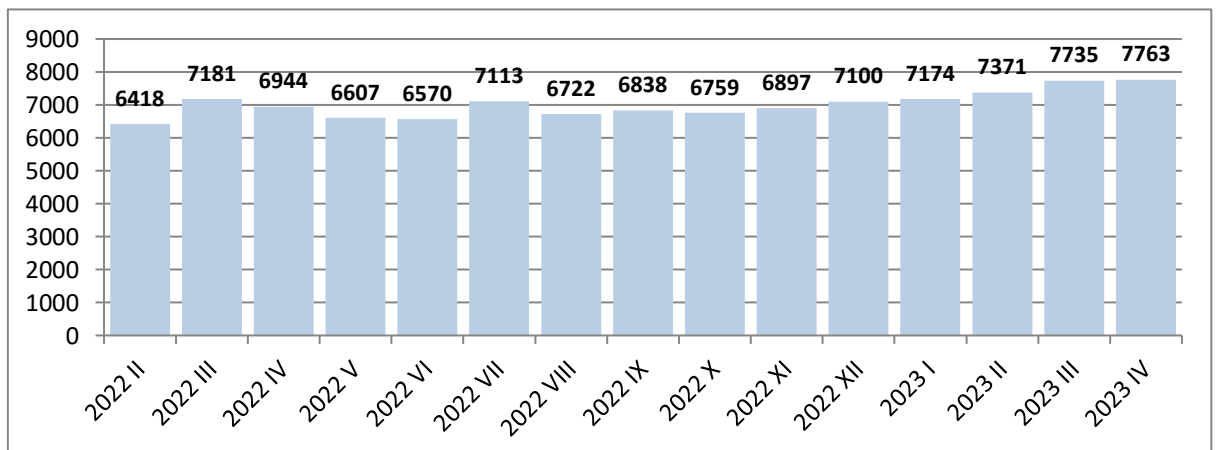
### Employment in thous.

<b>2023 IV</b>	<b>126</b>
Previous period = 100	100,0
Corresponding period = 100	102,4
<b>2023 I - IV</b>	<b>126</b>
Corresponding period = 100	103,3
<b>2022 I - IV</b>	<b>122</b>
<b>2022 I - XII</b>	<b>123</b>
Corresponding period = 100	104,2
<b>2021 I - XII</b>	<b>118</b>



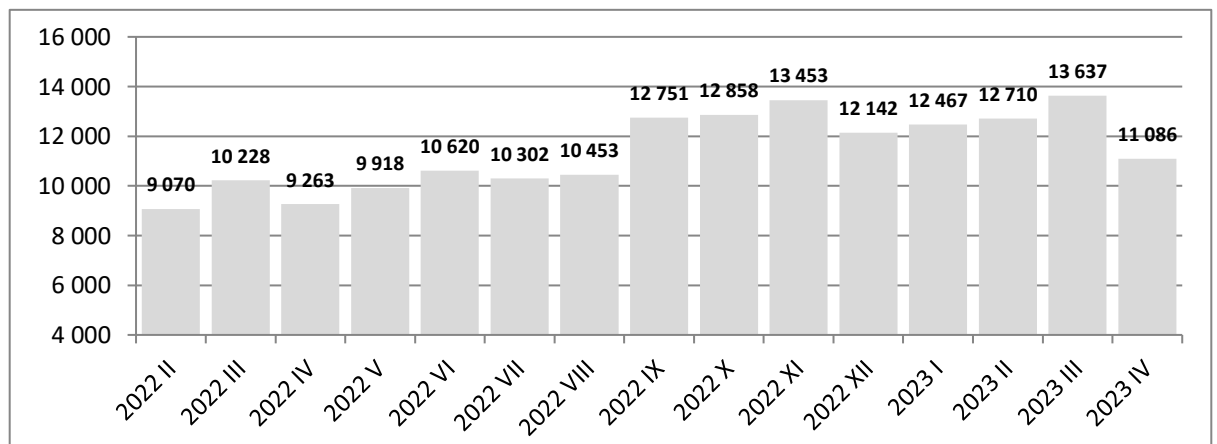
### Wages in PLN

<b>2023 IV</b>	<b>7763</b>
Previous period = 100	100,4
Corresponding period = 100	111,8
<b>2023 I - IV</b>	<b>7522</b>
Corresponding period = 100	110,4
<b>2022 I - IV</b>	<b>6813</b>
<b>2022 I - XII</b>	<b>6836</b>
Corresponding period = 100	109,1
<b>2021 I - XII</b>	<b>6267</b>



### Sales million PLN

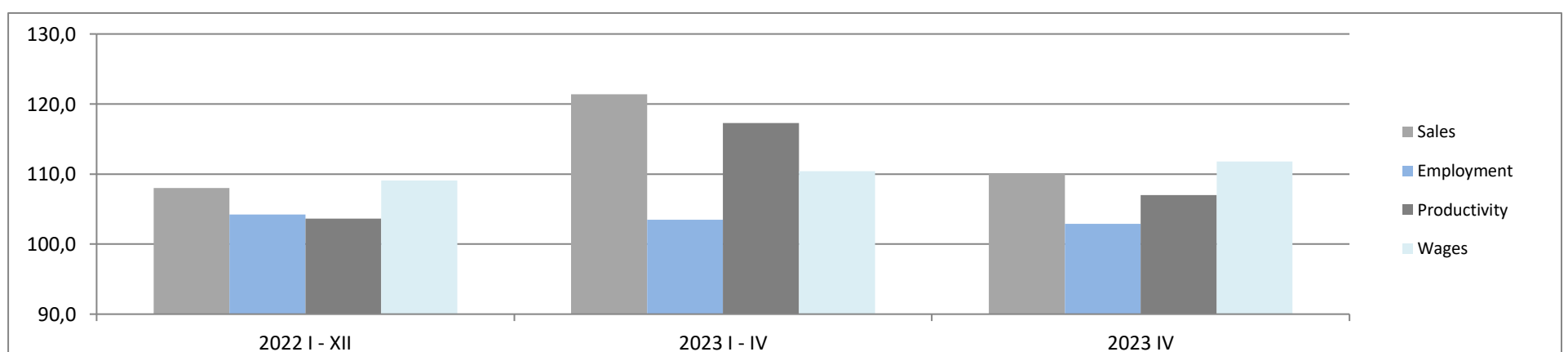
<b>2023 IV</b>	<b>11 086</b>
Previous period = 100	81,9
Corresponding period = 100	110,1
<b>2023 I - IV</b>	<b>50 036</b>
Corresponding period = 100	121,4
<b>2022 I - IV</b>	<b>37 100</b>
<b>2022 I - XII</b>	<b>129 566</b>
Corresponding period = 100	108,0
<b>2021 I - XII</b>	<b>108 458</b>



### Compare key data

		<b>2021 I - XII</b>	<b>2022 I - XII</b>	<b>2022 I - IV</b>	<b>2023 I - IV</b>	<b>2023 IV</b>
Sales	million PLN	108 458	129 566	37 100	50 036	11 086
Sales per employed	thous. PLN	919	1053	304	397	88
Employment	in thous.	118	123	122	126	126
Wages	in PLN	6267	6836	6813	7522	7763
			<b>2022 I - XII</b>	<b>2023 I - IV</b>	<b>2023 IV</b>	
Sales	Corresponding period = 100		108,0	121,4	110,1	
Employment	Corresponding period = 100		104,2	103,5	102,9	
Productivity	Corresponding period = 100		103,6	117,3	107,0	
Wages	Corresponding period = 100		109,1	110,4	111,8	

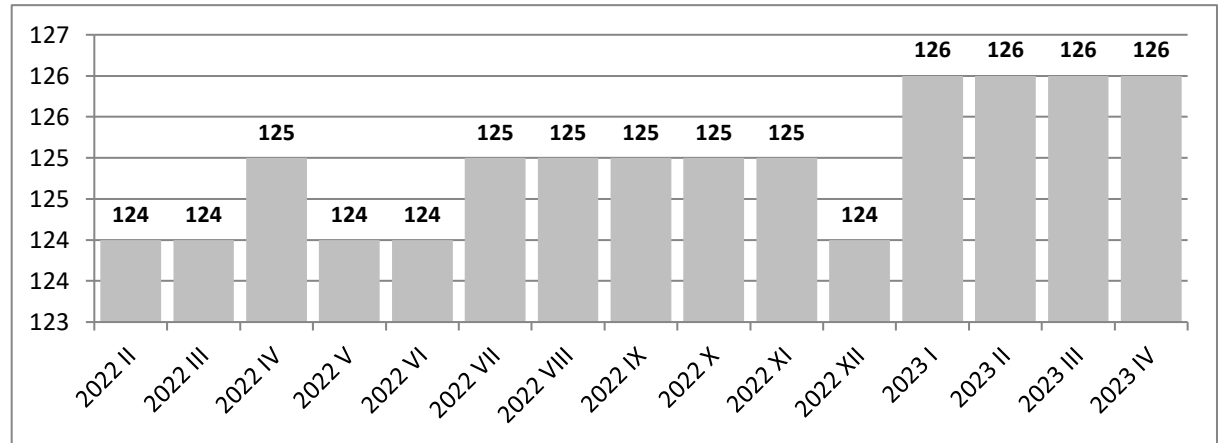
### Comparison of sales, employment, productivity and wage dynamics for selected periods (corresponding = 100)



## Manufacture of machinery and equipment n.e.c.

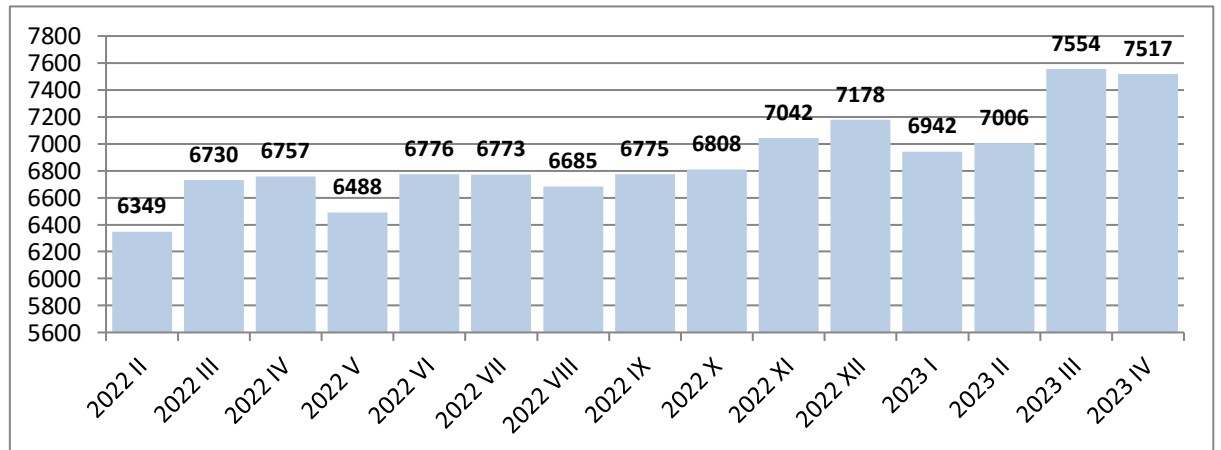
### Employment in thous.

<b>2023 IV</b>	<b>126</b>
Previous period = 100	100,0
Corresponding period = 100	100,8
<b>2023 I - IV</b>	<b>126</b>
Corresponding period = 100	101,6
<b>2022 I - IV</b>	<b>124</b>
<b>2022 I - XII</b>	<b>125</b>
Corresponding period = 100	103,3
<b>2021 I - XII</b>	<b>121</b>



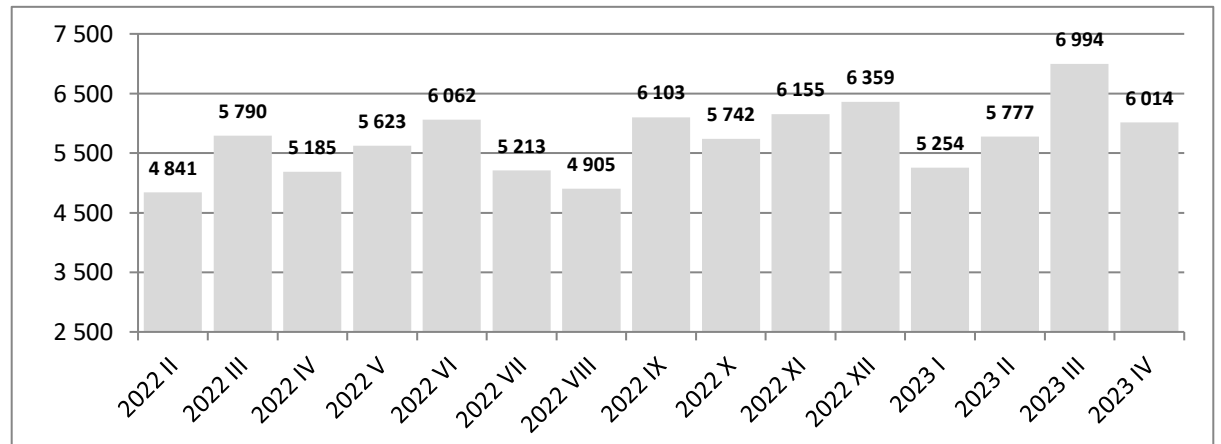
### Wages in PLN

<b>2023 IV</b>	<b>7517</b>
Previous period = 100	99,5
Corresponding period = 100	111,2
<b>2023 I - IV</b>	<b>7272</b>
Corresponding period = 100	111,5
<b>2022 I - IV</b>	<b>6524</b>
<b>2022 I - XII</b>	<b>6723</b>
Corresponding period = 100	111,3
<b>2021 I - XII</b>	<b>6042</b>



### Sales million PLN

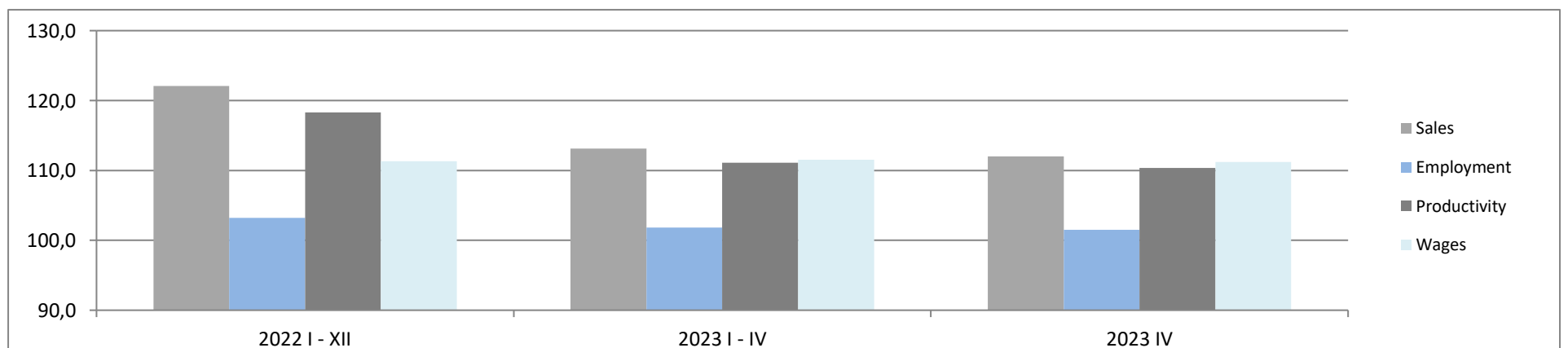
<b>2023 IV</b>	<b>6 014</b>
Previous period = 100	86,3
Corresponding period = 100	112,0
<b>2023 I - IV</b>	<b>24 324</b>
Corresponding period = 100	113,1
<b>2022 I - IV</b>	<b>20 418</b>
<b>2022 I - XII</b>	<b>67 407</b>
Corresponding period = 100	122,1
<b>2021 I - XII</b>	<b>52 562</b>



### Compare key data

		<b>2021 I - XII</b>	<b>2022 I - XII</b>	<b>2022 I - IV</b>	<b>2023 I - IV</b>	<b>2023 IV</b>
Sales	million PLN	52 562	67 407	20 418	24 324	6 014
Sales per employed	thous. PLN	434	539	165	193	48
Employment	in thous.	121	125	124	126	126
Wages	in PLN	6042	6723	6524	7272	7517
			<b>2022 I - XII</b>		<b>2023 I - IV</b>	<b>2023 IV</b>
Sales	Corresponding period = 100		122,1		113,1	112,0
Employment	Corresponding period = 100		103,2		101,8	101,5
Productivity	Corresponding period = 100		118,3		111,1	110,3
Wages	Corresponding period = 100		111,3		111,5	111,2

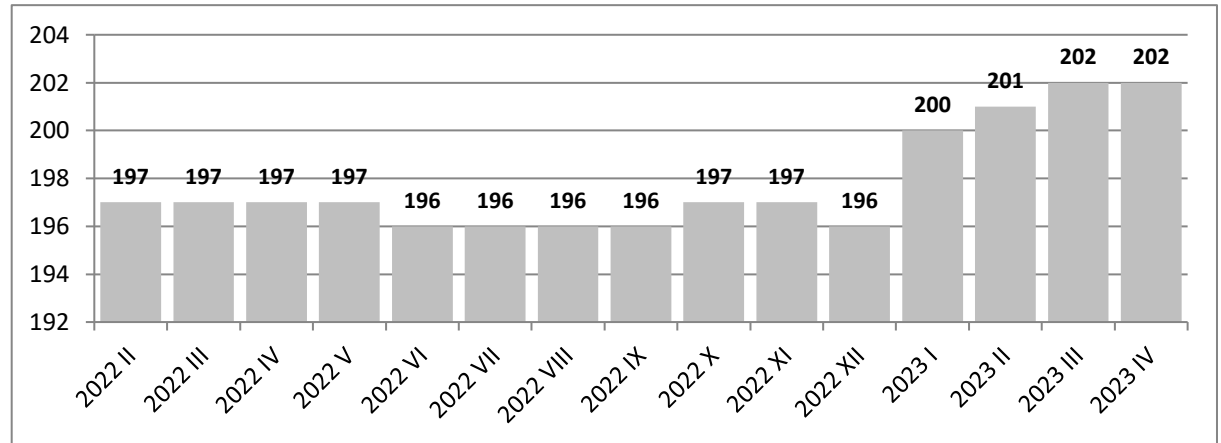
### Comparison of sales, employment, productivity and wage dynamics for selected periods (corresponding = 100)



## Manufacture of motor vehicles, trailers and semitrailers

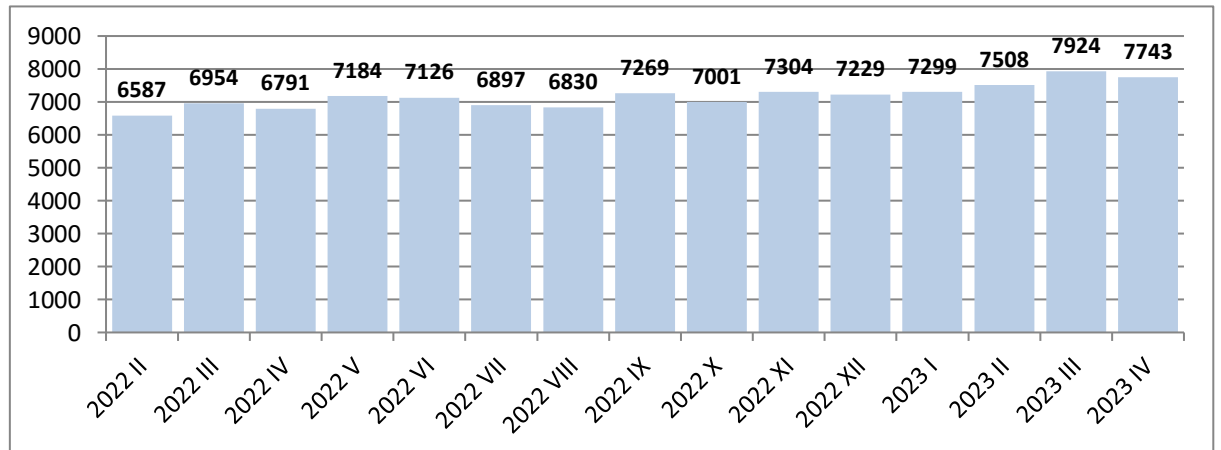
### Employment in thous.

<b>2023 IV</b>	<b>202</b>
Previous period = 100	100,0
Corresponding period = 100	102,5
<b>2023 I - IV</b>	<b>201</b>
Corresponding period = 100	102,0
<b>2022 I - IV</b>	<b>197</b>
<b>2022 I - XII</b>	<b>196</b>
Corresponding period = 100	98,0
<b>2021 I - XII</b>	<b>200</b>



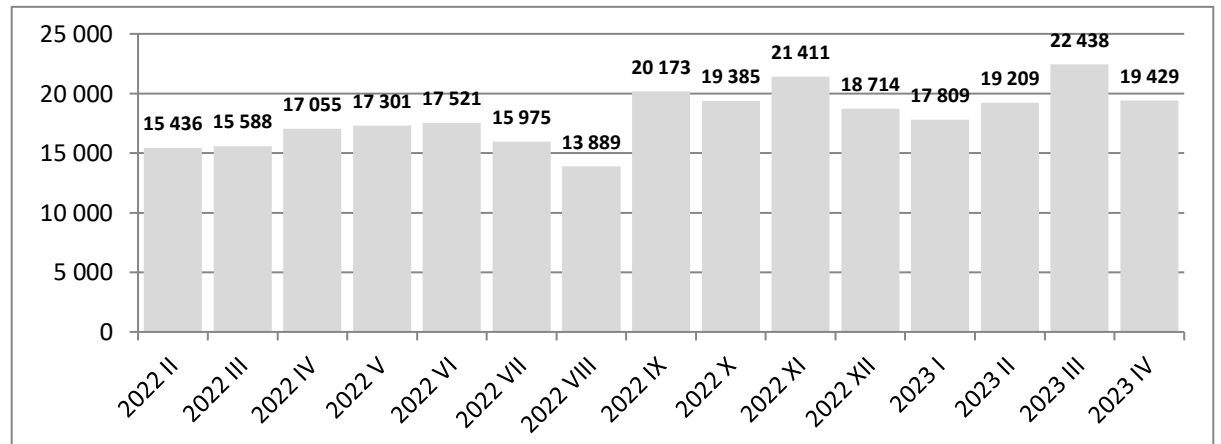
### Wages in PLN

<b>2023 IV</b>	<b>7743</b>
Previous period = 100	97,7
Corresponding period = 100	114,0
<b>2023 I - IV</b>	<b>7630</b>
Corresponding period = 100	114,2
<b>2022 I - IV</b>	<b>6681</b>
<b>2022 I - XII</b>	<b>6981</b>
Corresponding period = 100	112,5
<b>2021 I - XII</b>	<b>6202</b>



### Sales million PLN

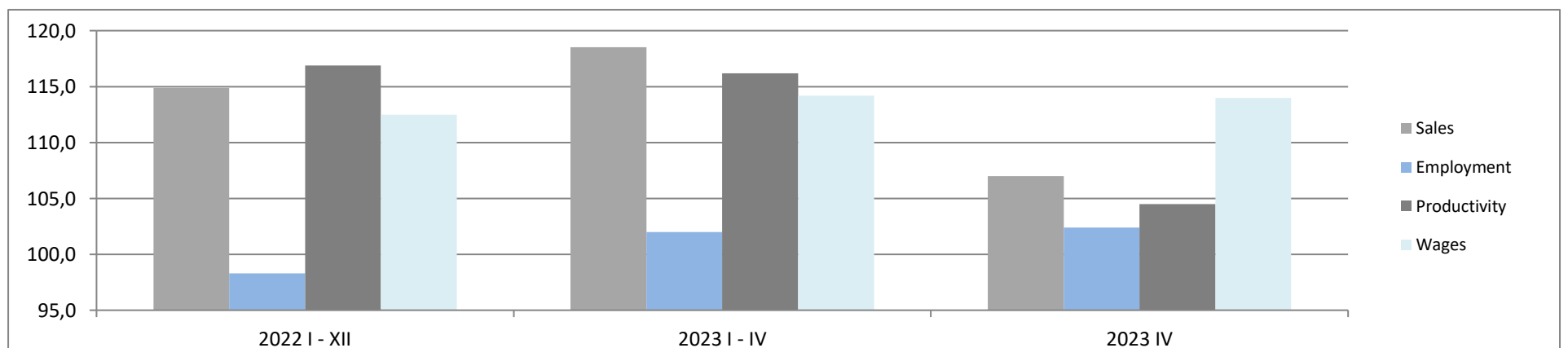
<b>2023 IV</b>	<b>19 429</b>
Previous period = 100	86,2
Corresponding period = 100	107,0
<b>2023 I - IV</b>	<b>78 753</b>
Corresponding period = 100	118,5
<b>2022 I - IV</b>	<b>61 937</b>
<b>2022 I - XII</b>	<b>203 314</b>
Corresponding period = 100	114,9
<b>2021 I - XII</b>	<b>166 547</b>



### Compare key data

		<b>2021 I - XII</b>	<b>2022 I - XII</b>	<b>2022 I - IV</b>	<b>2023 I - IV</b>	<b>2023 IV</b>
Sales	million PLN	166 547	203 314	61 937	78 753	19 429
Sales per employed	thous. PLN	833	1037	314	392	96
Employment	in thous.	200	196	197	201	202
Wages	in PLN	6202	6981	6681	7630	7743
			<b>2022 I - XII</b>	<b>2023 I - IV</b>	<b>2023 IV</b>	
Sales	Corresponding period = 100		114,9	118,5	107,0	
Employment	Corresponding period = 100		98,3	102,0	102,4	
Productivity	Corresponding period = 100		116,9	116,2	104,5	
Wages	Corresponding period = 100		112,5	114,2	114,0	

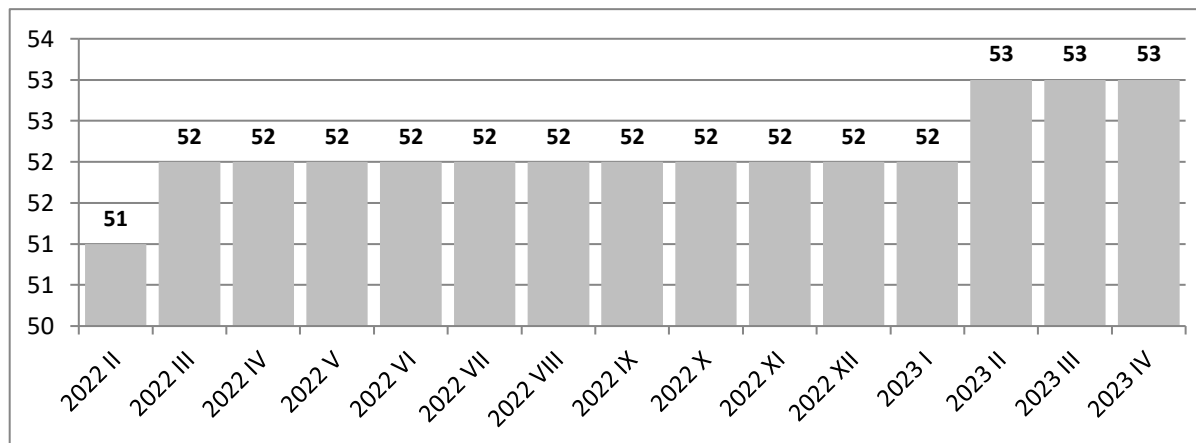
### Comparison of sales, employment, productivity and wage dynamics for selected periods (corresponding = 100)



## Manufacture of other transport equipment

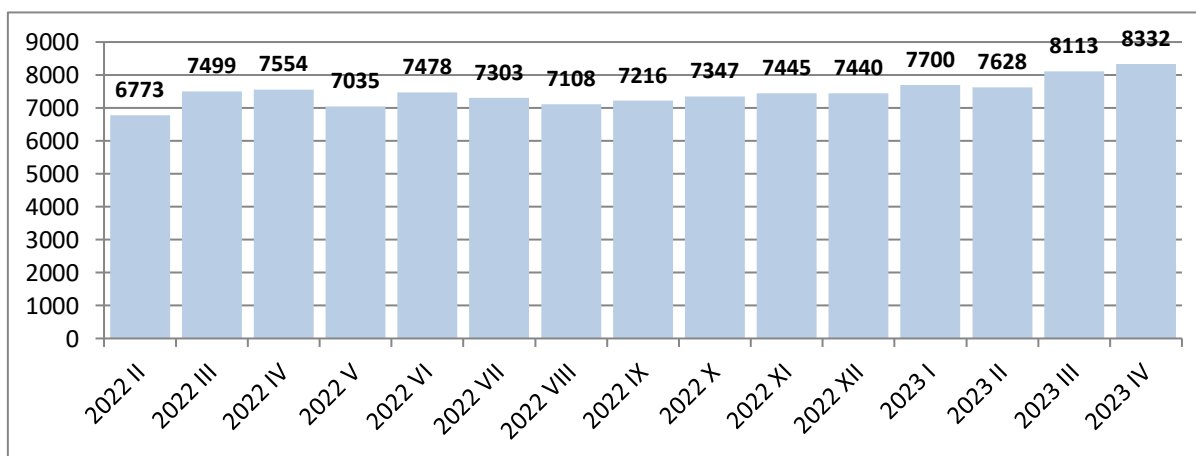
### Employment in thous.

<b>2023 IV</b>	<b>53</b>
Previous period = 100	100,0
Corresponding period = 100	101,9
<b>2023 I - IV</b>	<b>53</b>
Corresponding period = 100	103,9
<b>2022 I - IV</b>	<b>51</b>
<b>2022 I - XII</b>	<b>52</b>
Corresponding period = 100	106,1
<b>2021 I - XII</b>	<b>49</b>



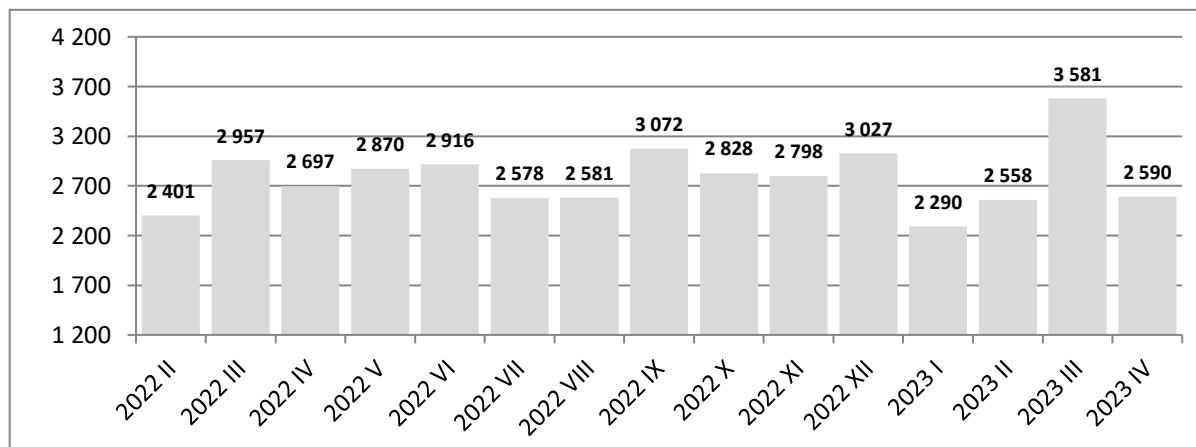
### Wages in PLN

<b>2023 IV</b>	<b>8332</b>
Previous period = 100	102,7
Corresponding period = 100	110,3
<b>2023 I - IV</b>	<b>7942</b>
Corresponding period = 100	110,6
<b>2022 I - IV</b>	<b>7179</b>
<b>2022 I - XII</b>	<b>7273</b>
Corresponding period = 100	110,6
<b>2021 I - XII</b>	<b>6576</b>



### Sales million PLN

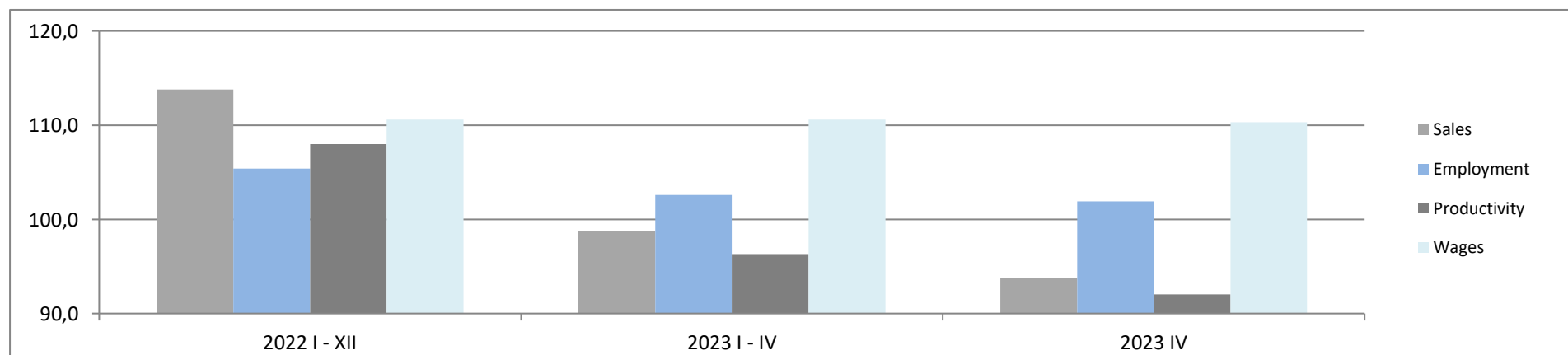
<b>2023 IV</b>	<b>2 590</b>
Previous period = 100	72,5
Corresponding period = 100	93,8
<b>2023 I - IV</b>	<b>10 936</b>
Corresponding period = 100	98,8
<b>2022 I - IV</b>	<b>10 573</b>
<b>2022 I - XII</b>	<b>33 895</b>
Corresponding period = 100	113,8
<b>2021 I - XII</b>	<b>28 110</b>



### Compare key data

		2021 I - XII	2022 I - XII	2022 I - IV	2023 I - IV	2023 IV
Sales	million PLN	28 110	33 895	10 573	10 936	2 590
Sales per employed	thous. PLN	574	652	207	206	49
Employment	in thous.	49	52	51	53	53
Wages	in PLN	6576	7273	7179	7942	8332
			2022 I - XII	2023 I - IV	2023 IV	
Sales	Corresponding period = 100		113,8	98,8	93,8	
Employment	Corresponding period = 100		105,4	102,6	101,9	
Productivity	Corresponding period = 100		108,0	96,3	92,1	
Wages	Corresponding period = 100		110,6	110,6	110,3	

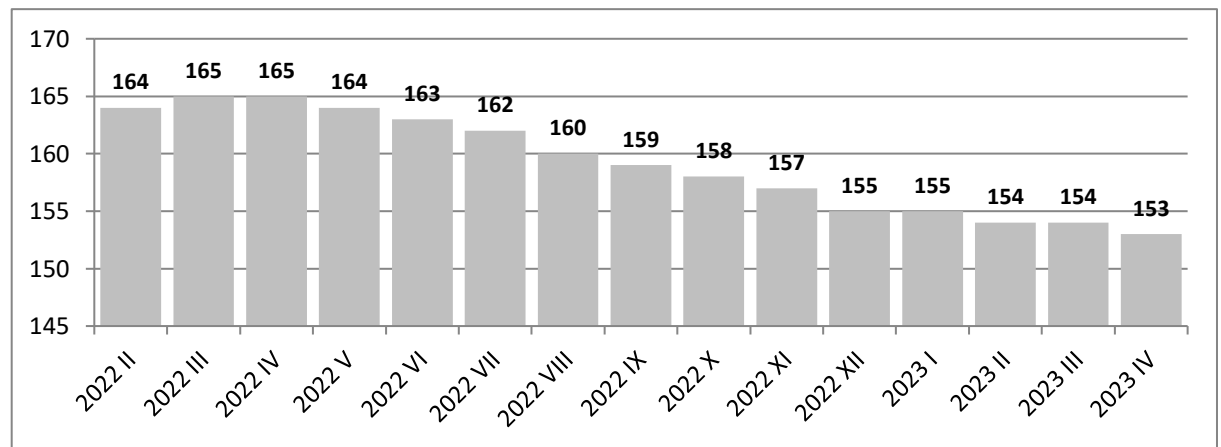
### Comparison of sales, employment, productivity and wage dynamics for selected periods (corresponding = 100)



## Manufacture of furniture

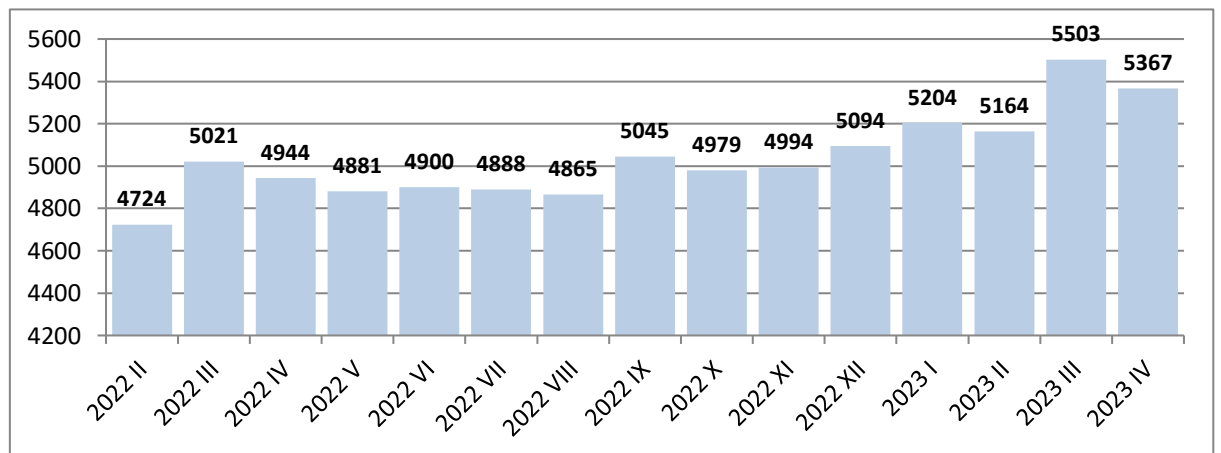
### Employment in thous.

<b>2023 IV</b>	<b>153</b>
Previous period = 100	99,4
Corresponding period = 100	92,7
<b>2023 I - IV</b>	<b>154</b>
Corresponding period = 100	93,9
<b>2022 I - IV</b>	<b>164</b>
<b>2022 I - XII</b>	<b>163</b>
Corresponding period = 100	101,2
<b>2021 I - XII</b>	<b>161</b>



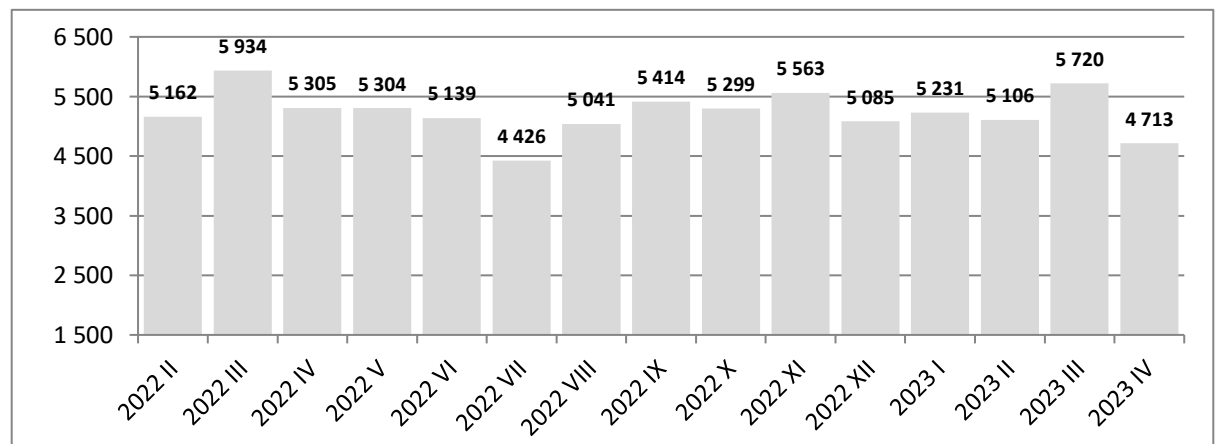
### Wages in PLN

<b>2023 IV</b>	<b>5367</b>
Previous period = 100	97,5
Corresponding period = 100	108,6
<b>2023 I - IV</b>	<b>5345</b>
Corresponding period = 100	109,4
<b>2022 I - IV</b>	<b>4884</b>
<b>2022 I - XII</b>	<b>4943</b>
Corresponding period = 100	108,0
<b>2021 I - XII</b>	<b>4576</b>



### Sales million PLN

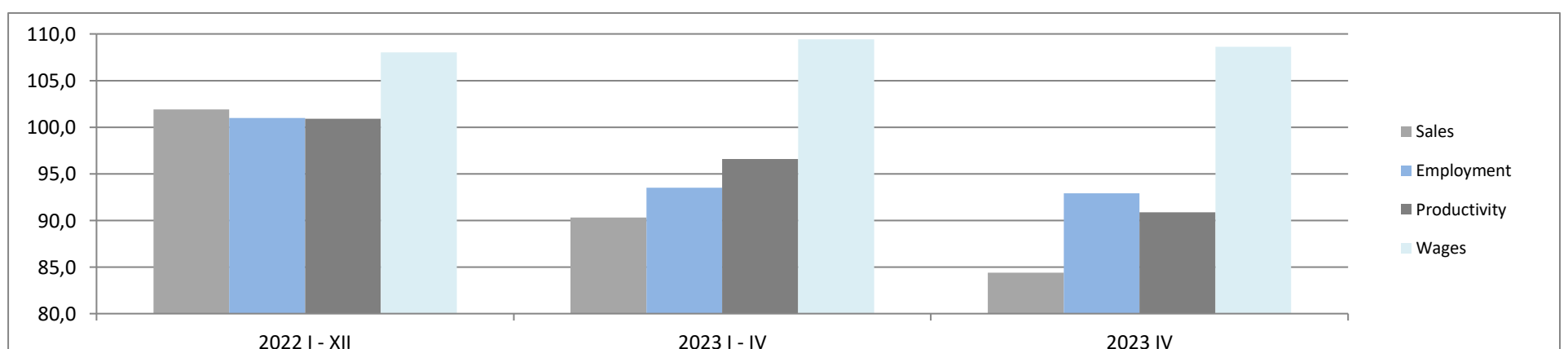
<b>2023 IV</b>	<b>4 713</b>
Previous period = 100	83,1
Corresponding period = 100	84,4
<b>2023 I - IV</b>	<b>20 621</b>
Corresponding period = 100	90,3
<b>2022 I - IV</b>	<b>21 223</b>
<b>2022 I - XII</b>	<b>63 092</b>
Corresponding period = 100	101,9
<b>2021 I - XII</b>	<b>56 051</b>



### Compare key data

		<b>2021 I - XII</b>	<b>2022 I - XII</b>	<b>2022 I - IV</b>	<b>2023 I - IV</b>	<b>2023 IV</b>
Sales	million PLN	56 051	63 092	21 223	20 621	4 713
Sales per employed	thous. PLN	348	387	129	134	31
Employment	in thous.	161	163	164	154	153
Wages	in PLN	4576	4943	4884	5345	5367
			<b>2022 I - XII</b>	<b>2023 I - IV</b>	<b>2023 IV</b>	
Sales	Corresponding period = 100		101,9	90,3	84,4	
Employment	Corresponding period = 100		101,0	93,5	92,9	
Productivity	Corresponding period = 100		100,9	96,6	90,9	
Wages	Corresponding period = 100		108,0	109,4	108,6	

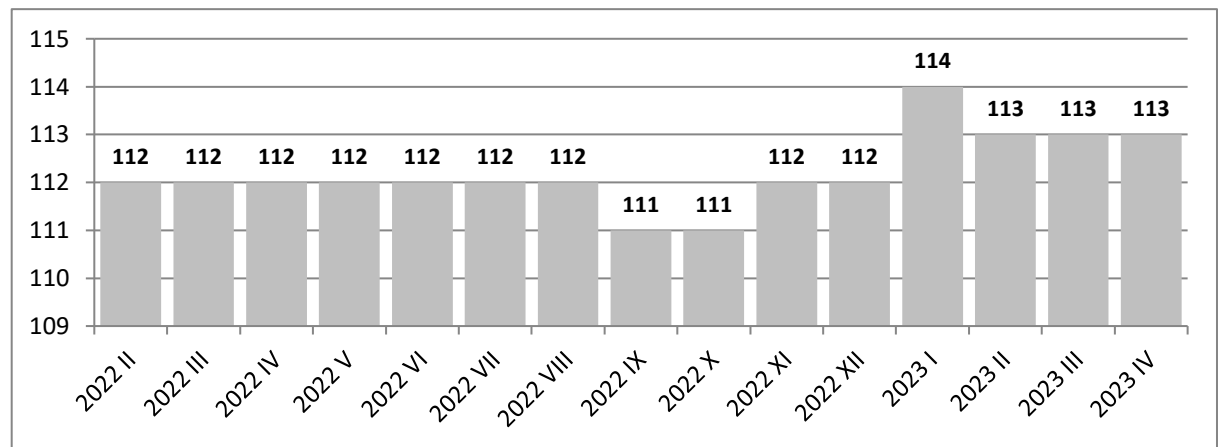
### Comparison of sales, employment, productivity and wage dynamics for selected periods (corresponding = 100)



## ELECTRICITY, GAS, STEAM AND AIR CONDITIONING SUPPLY

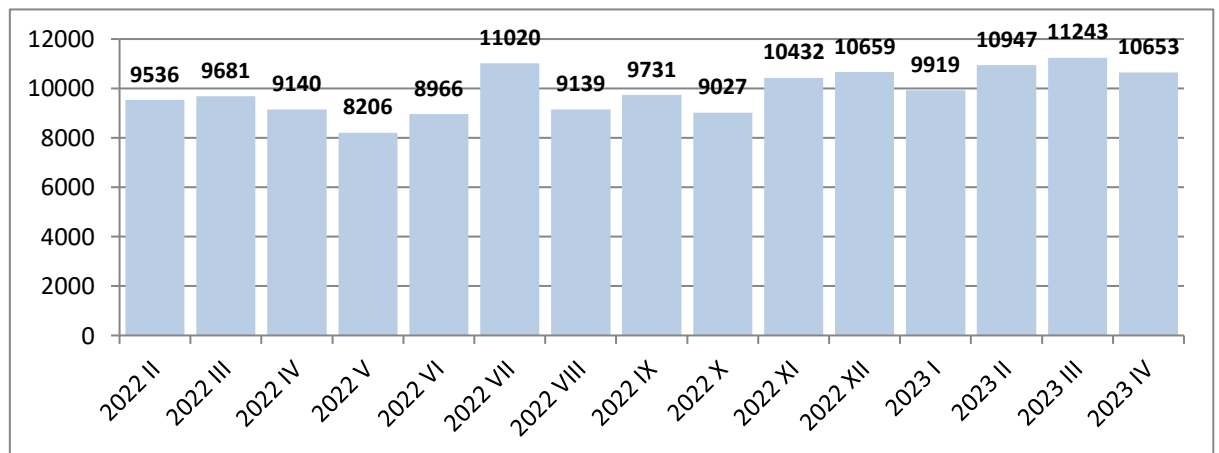
### Employment in thous.

<b>2023 IV</b>	<b>113</b>
Previous period = 100	100,0
Corresponding period = 100	100,9
<b>2023 I - IV</b>	<b>113</b>
Corresponding period = 100	100,9
<b>2022 I - IV</b>	<b>112</b>
<b>2022 I - XII</b>	<b>112</b>
Corresponding period = 100	99,1
<b>2021 I - XII</b>	<b>113</b>



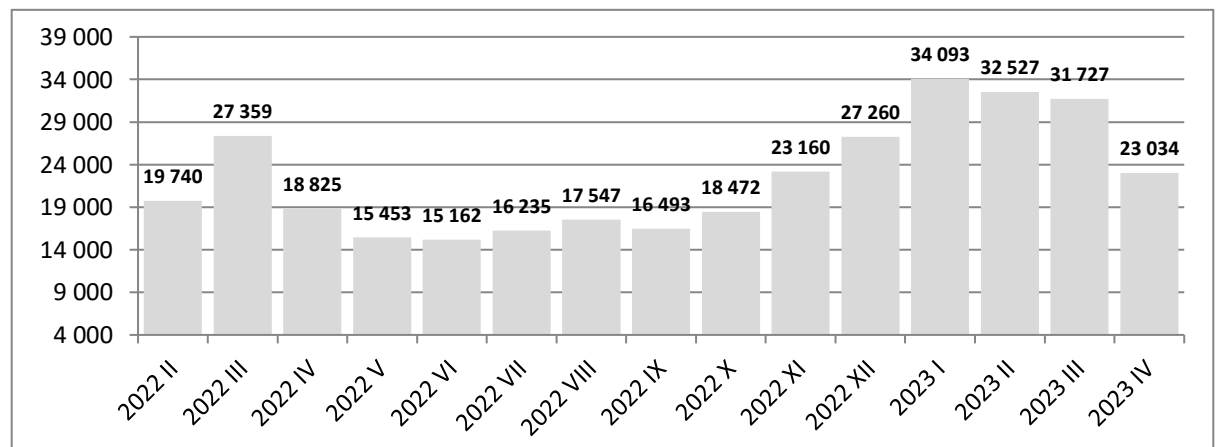
### Wages in PLN

<b>2023 IV</b>	<b>10653</b>
Previous period = 100	94,8
Corresponding period = 100	116,5
<b>2023 I - IV</b>	<b>10773</b>
Corresponding period = 100	114,4
<b>2022 I - IV</b>	<b>9416</b>
<b>2022 I - XII</b>	<b>9623</b>
Corresponding period = 100	111,1
<b>2021 I - XII</b>	<b>8665</b>



### Sales million PLN

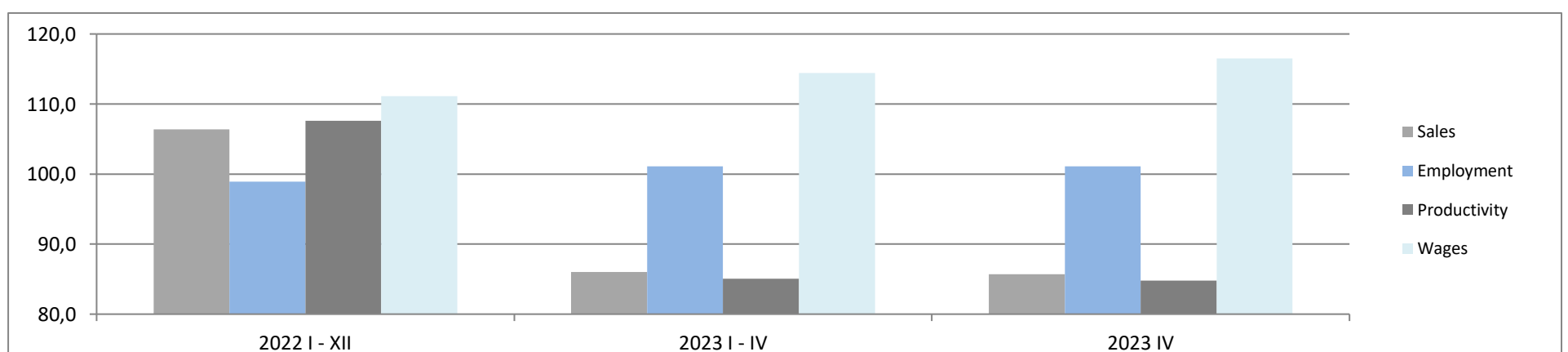
<b>2023 IV</b>	<b>23 034</b>
Previous period = 100	74,2
Corresponding period = 100	85,7
<b>2023 I - IV</b>	<b>119 337</b>
Corresponding period = 100	86,0
<b>2022 I - IV</b>	<b>87 206</b>
<b>2022 I - XII</b>	<b>237 980</b>
Corresponding period = 100	106,4
<b>2021 I - XII</b>	<b>149 022</b>



### Compare key data

		<b>2021 I - XII</b>	<b>2022 I - XII</b>	<b>2022 I - IV</b>	<b>2023 I - IV</b>	<b>2023 IV</b>
Sales	million PLN	149 022	237 980	87 206	119 337	23 034
Sales per employed	thous. PLN	1319	2125	779	1056	204
Employment	in thous.	113	112	112	113	113
Wages	in PLN	8665	9623	9416	10773	10653
			<b>2022 I - XII</b>	<b>2023 I - IV</b>	<b>2023 IV</b>	
Sales	Corresponding period = 100		106,4	86,0	85,7	
Employment	Corresponding period = 100		98,9	101,1	101,1	
Productivity	Corresponding period = 100		107,6	85,1	84,8	
Wages	Corresponding period = 100		111,1	114,4	116,5	

### Comparison of sales, employment, productivity and wage dynamics for selected periods (corresponding = 100)

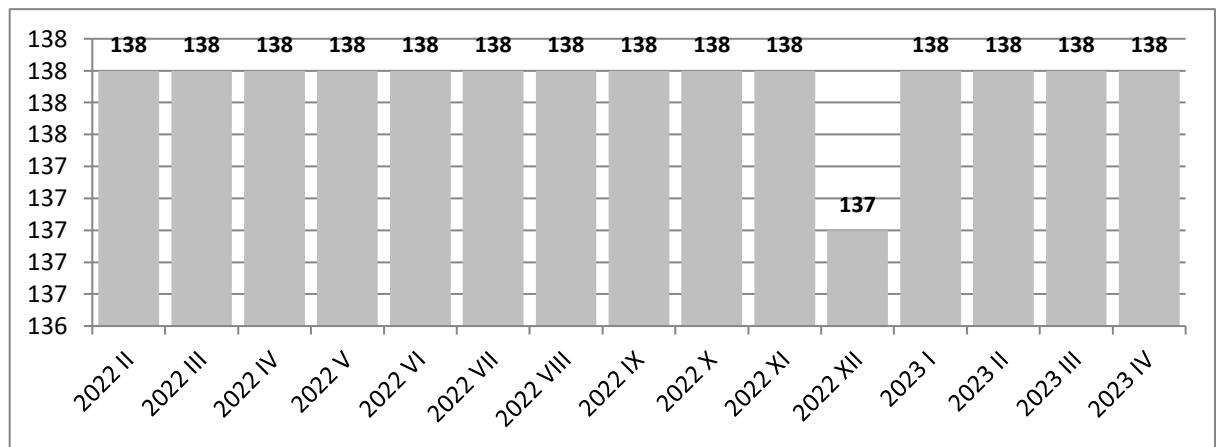




## WATER, SUPPLY; SEWERAGE, WASTE MANAGEMENT AND REMEDIATION ACTIVITIES

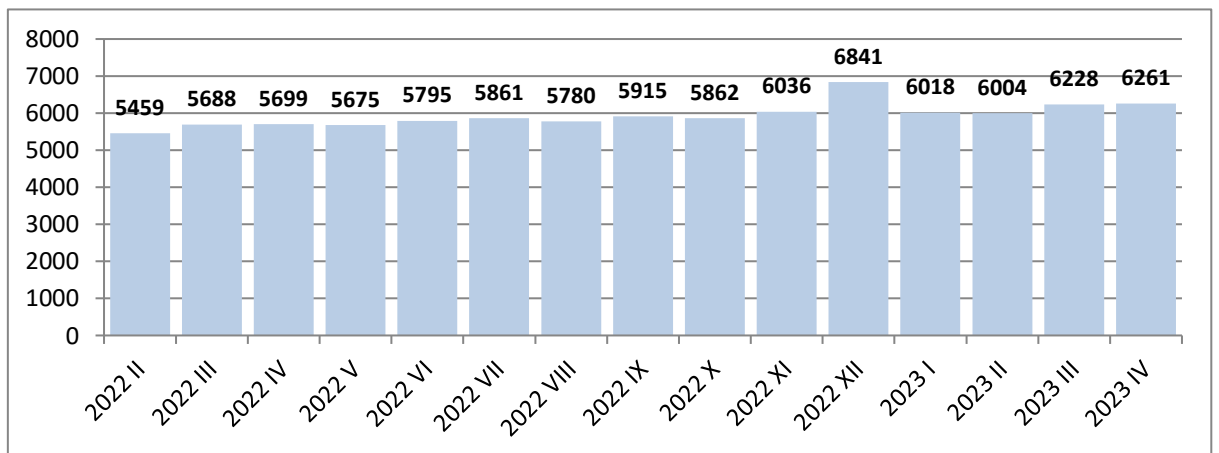
### Employment in thous.

<b>2023 IV</b>	<b>138</b>
Previous period = 100	100,0
Corresponding period = 100	100,0
<b>2023 I - IV</b>	<b>138</b>
Corresponding period = 100	100,0
<b>2022 I - IV</b>	<b>138</b>
<b>2022 I - XII</b>	<b>138</b>
Corresponding period = 100	102,2
<b>2021 I - XII</b>	<b>135</b>



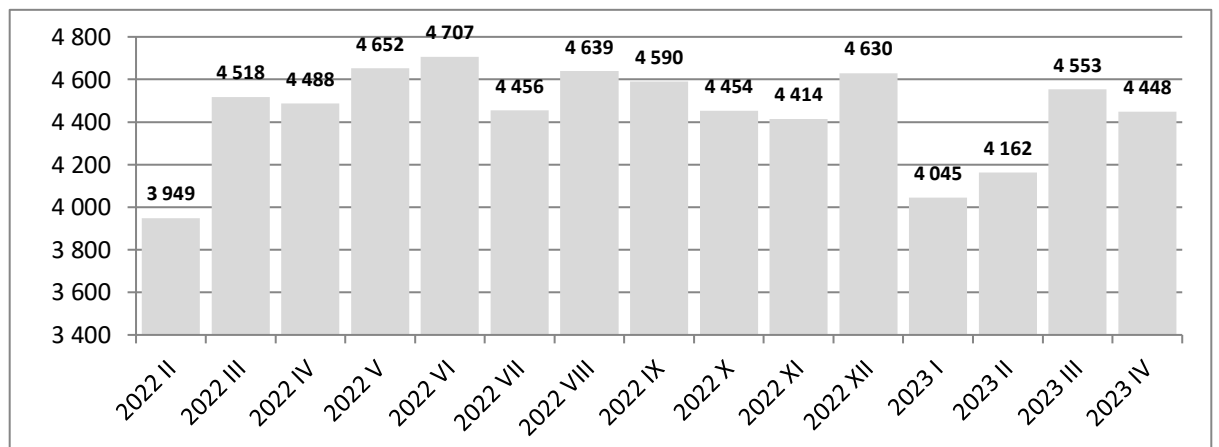
### Wages in PLN

<b>2023 IV</b>	<b>6261</b>
Previous period = 100	100,5
Corresponding period = 100	109,9
<b>2023 I - IV</b>	<b>6157</b>
Corresponding period = 100	110,5
<b>2022 I - IV</b>	<b>5572</b>
<b>2022 I - XII</b>	<b>5865</b>
Corresponding period = 100	109,8
<b>2021 I - XII</b>	<b>5343</b>



### Sales million PLN

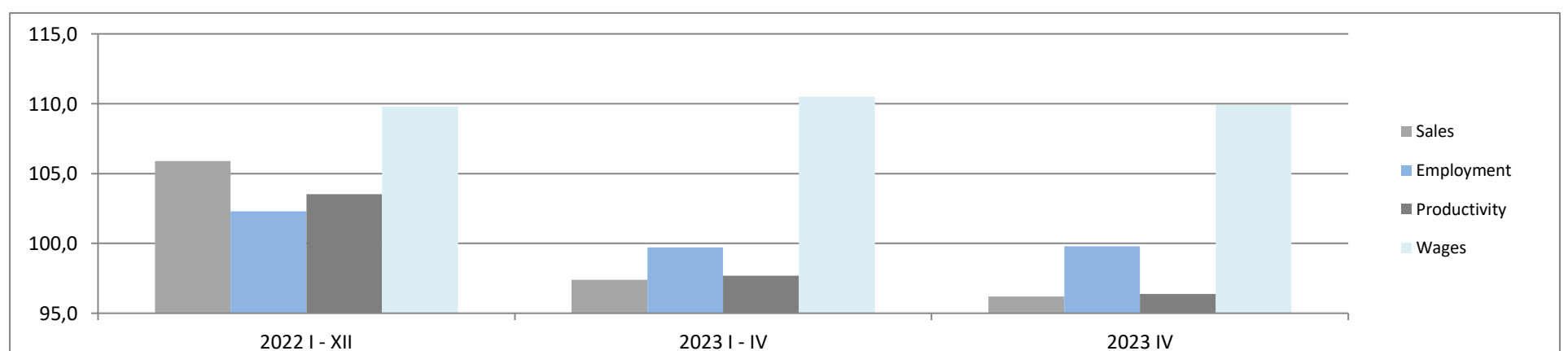
<b>2023 IV</b>	<b>4 448</b>
Previous period = 100	97,7
Corresponding period = 100	96,2
<b>2023 I - IV</b>	<b>17 831</b>
Corresponding period = 100	97,4
<b>2022 I - IV</b>	<b>17 470</b>
<b>2022 I - XII</b>	<b>55 376</b>
Corresponding period = 100	105,9
<b>2021 I - XII</b>	<b>49 474</b>



### Compare key data

		<b>2021 I - XII</b>	<b>2022 I - XII</b>	<b>2022 I - IV</b>	<b>2023 I - IV</b>	<b>2023 IV</b>
Sales	million PLN	49 474	55 376	17 470	17 831	4 448
Sales per employed	thous. PLN	366	401	127	129	32
Employment	in thous.	135	138	138	138	138
Wages	in PLN	5343	5865	5572	6157	6261
			<b>2022 I - XII</b>	<b>2023 I - IV</b>	<b>2023 IV</b>	
Sales	Corresponding period = 100		105,9	97,4	96,2	
Employment	Corresponding period = 100		102,3	99,7	99,8	
Productivity	Corresponding period = 100		103,5	97,7	96,4	
Wages	Corresponding period = 100		109,8	110,5	109,9	

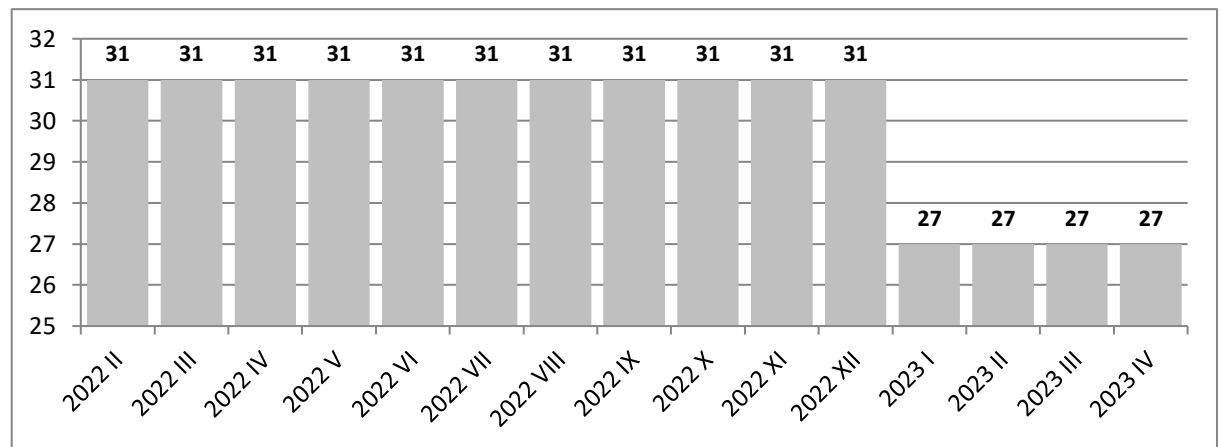
### Comparison of sales, employment, productivity and wage dynamics for selected periods (corresponding = 100)



## Water collection, treatment and supply

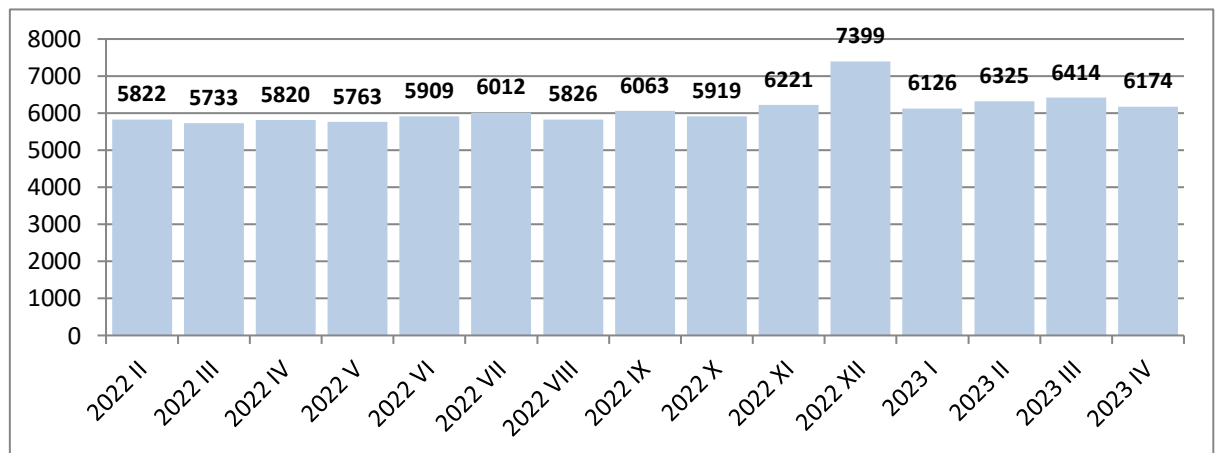
### Employment in thous.

<b>2023 IV</b>	<b>27</b>
Previous period = 100	100,0
Corresponding period = 100	87,1
<b>2023 I - IV</b>	<b>27</b>
Corresponding period = 100	87,1
<b>2022 I - IV</b>	<b>31</b>
<b>2022 I - XII</b>	<b>31</b>
Corresponding period = 100	100,0
<b>2021 I - XII</b>	<b>31</b>



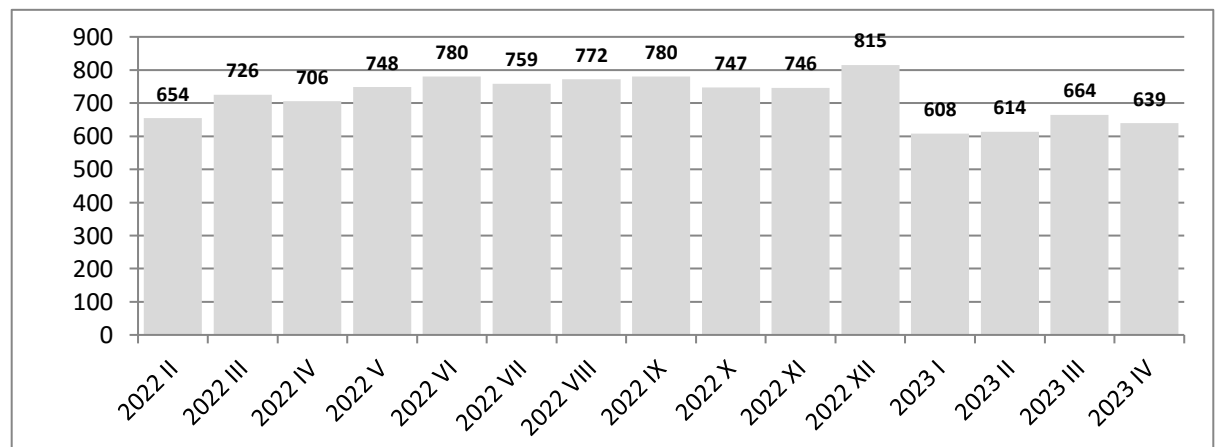
### Wages in PLN

<b>2023 IV</b>	<b>6174</b>
Previous period = 100	96,3
Corresponding period = 100	106,1
<b>2023 I - IV</b>	<b>6259</b>
Corresponding period = 100	109,6
<b>2022 I - IV</b>	<b>5709</b>
<b>2022 I - XII</b>	<b>6017</b>
Corresponding period = 100	109,1
<b>2021 I - XII</b>	<b>5513</b>



### Sales million PLN

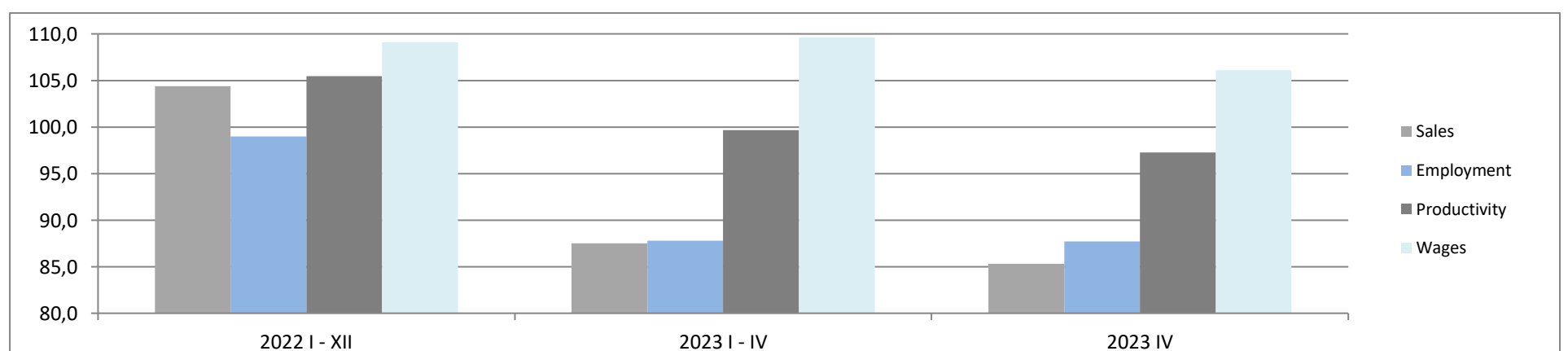
<b>2023 IV</b>	<b>639</b>
Previous period = 100	95,9
Corresponding period = 100	85,3
<b>2023 I - IV</b>	<b>2 559</b>
Corresponding period = 100	87,5
<b>2022 I - IV</b>	<b>2 778</b>
<b>2022 I - XII</b>	<b>9 074</b>
Corresponding period = 100	104,4
<b>2021 I - XII</b>	<b>8 491</b>



### Compare key data

		2021 I - XII	2022 I - XII	2022 I - IV	2023 I - IV	2023 IV
Sales	million PLN	8 491	9 074	2 778	2 559	639
Sales per employed	thous. PLN	274	293	90	95	24
Employment	in thous.	31	31	31	27	27
Wages	in PLN	5513	6017	5709	6259	6174
			2022 I - XII	2023 I - IV	2023 IV	
Sales	Corresponding period = 100		104,4	87,5	85,3	
Employment	Corresponding period = 100		99,0	87,8	87,7	
Productivity	Corresponding period = 100		105,5	99,7	97,3	
Wages	Corresponding period = 100		109,1	109,6	106,1	

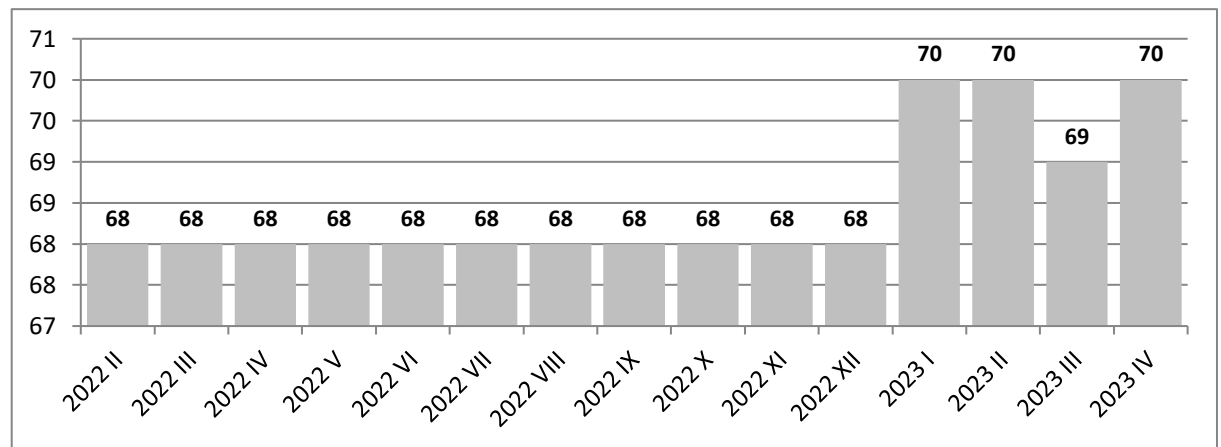
### Comparison of sales, employment, productivity and wage dynamics for selected periods (corresponding = 100)



## Waste collection, treatment and disposal activities; materials recovery

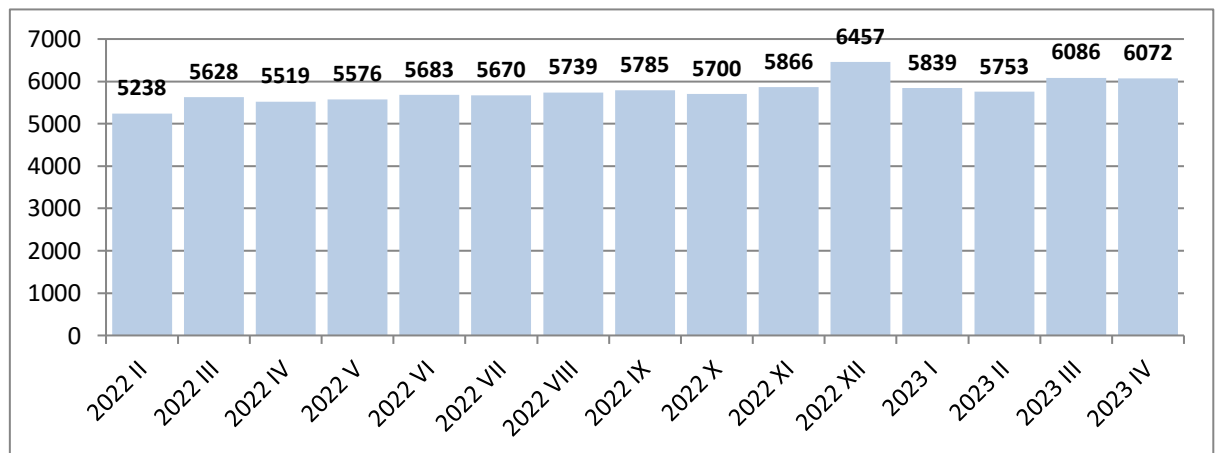
### Employment in thous.

<b>2023 IV</b>	<b>70</b>
Previous period = 100	101,4
Corresponding period = 100	102,9
<b>2023 I - IV</b>	<b>70</b>
Corresponding period = 100	101,4
<b>2022 I - IV</b>	<b>69</b>
<b>2022 I - XII</b>	<b>68</b>
Corresponding period = 100	104,6
<b>2021 I - XII</b>	<b>65</b>



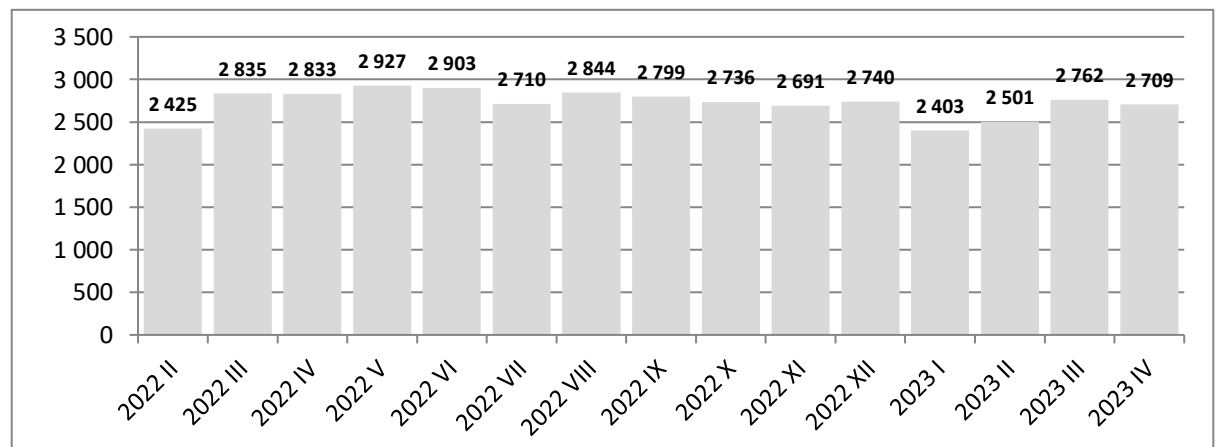
### Wages in PLN

<b>2023 IV</b>	<b>6072</b>
Previous period = 100	99,8
Corresponding period = 100	110,0
<b>2023 I - IV</b>	<b>5982</b>
Corresponding period = 100	110,3
<b>2022 I - IV</b>	<b>5422</b>
<b>2022 I - XII</b>	<b>5711</b>
Corresponding period = 100	111,1
<b>2021 I - XII</b>	<b>5141</b>



### Sales million PLN

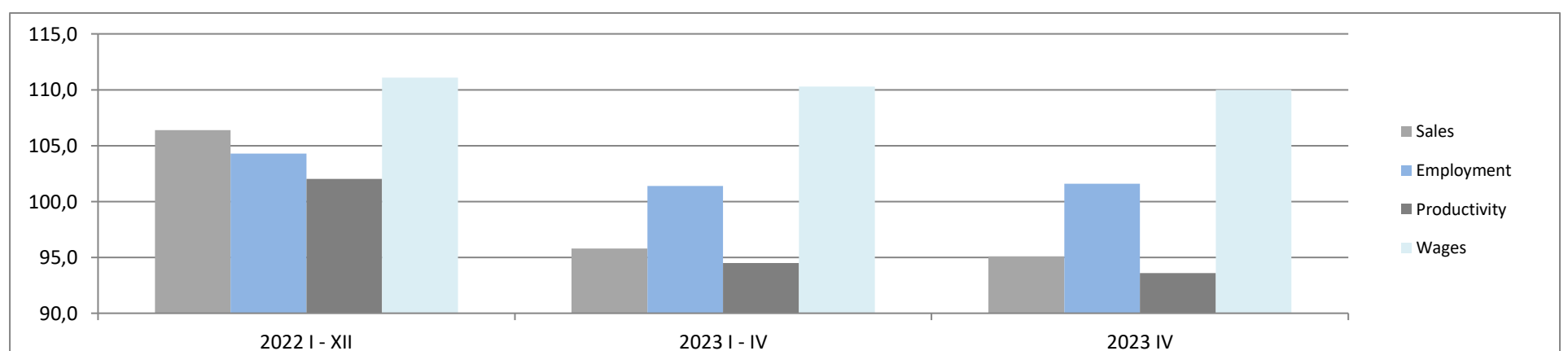
<b>2023 IV</b>	<b>2 709</b>
Previous period = 100	98,3
Corresponding period = 100	95,1
<b>2023 I - IV</b>	<b>10 928</b>
Corresponding period = 100	95,8
<b>2022 I - IV</b>	<b>11 014</b>
<b>2022 I - XII</b>	<b>34 386</b>
Corresponding period = 100	106,4
<b>2021 I - XII</b>	<b>30 203</b>



### Compare key data

		<b>2021 I - XII</b>	<b>2022 I - XII</b>	<b>2022 I - IV</b>	<b>2023 I - IV</b>	<b>2023 IV</b>
Sales	million PLN	30 203	34 386	11 014	10 928	2 709
Sales per employed	thous. PLN	465	506	160	156	39
Employment	in thous.	65	68	69	70	70
Wages	in PLN	5141	5711	5422	5982	6072
			<b>2022 I - XII</b>	<b>2023 I - IV</b>	<b>2023 IV</b>	
Sales	Corresponding period = 100		106,4	95,8	95,1	
Employment	Corresponding period = 100		104,3	101,4	101,6	
Productivity	Corresponding period = 100		102,0	94,5	93,6	
Wages	Corresponding period = 100		111,1	110,3	110,0	

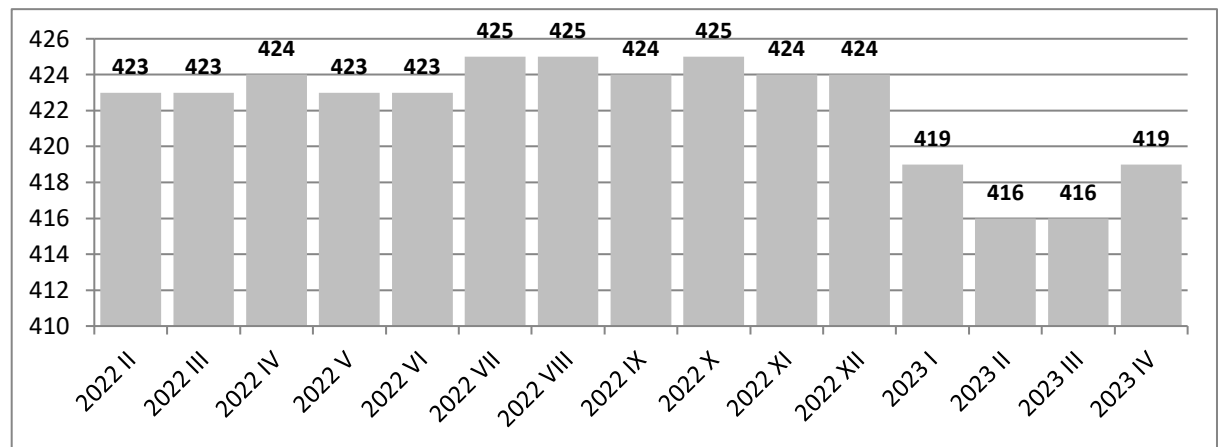
### Comparison of sales, employment, productivity and wage dynamics for selected periods (corresponding = 100)



## CONSTRUCTION - Total

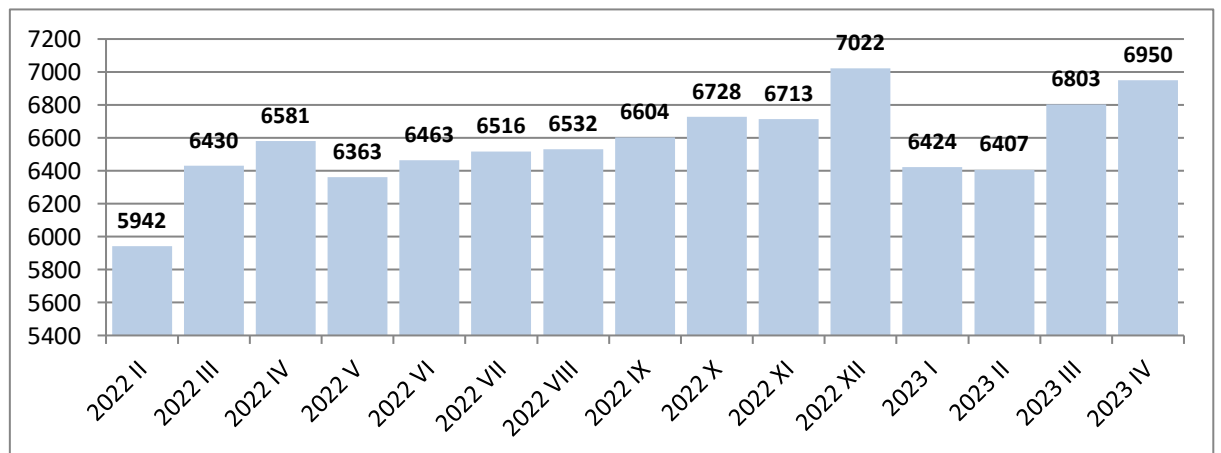
### Employment in thous.

<b>2023 IV</b>	<b>419</b>
Previous period = 100	100,7
Corresponding period = 100	98,8
<b>2023 I - IV</b>	<b>419</b>
Corresponding period = 100	99,1
<b>2022 I - IV</b>	<b>423</b>
<b>2022 I - XII</b>	<b>432</b>
Corresponding period = 100	102,1
<b>2021 I - XII</b>	<b>423</b>



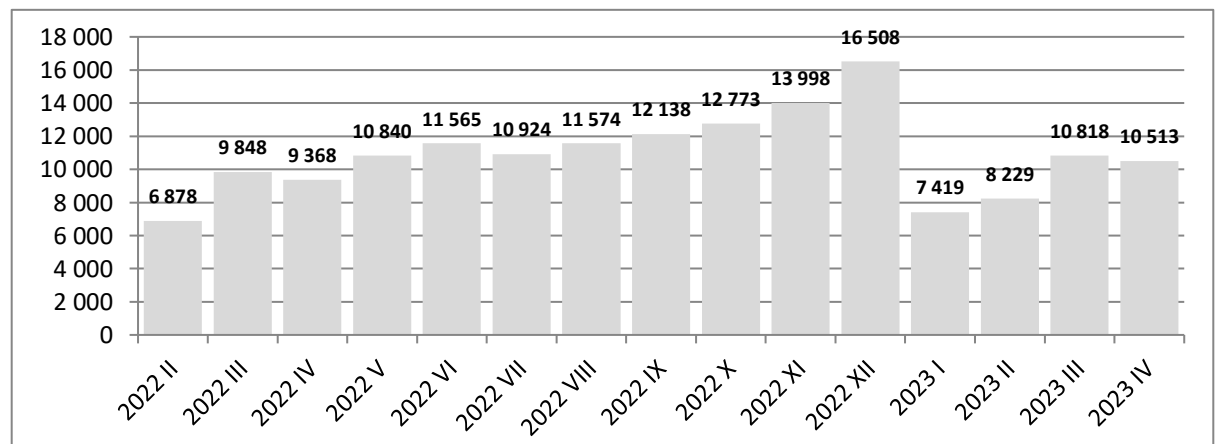
### Wages in PLN

<b>2023 IV</b>	<b>6950</b>
Previous period = 100	102,2
Corresponding period = 100	105,6
<b>2023 I - IV</b>	<b>6677</b>
Corresponding period = 100	107,3
<b>2022 I - IV</b>	<b>6223</b>
<b>2022 I - XII</b>	<b>6534</b>
Corresponding period = 100	112,2
<b>2021 I - XII</b>	<b>5826</b>



### Sales million PLN

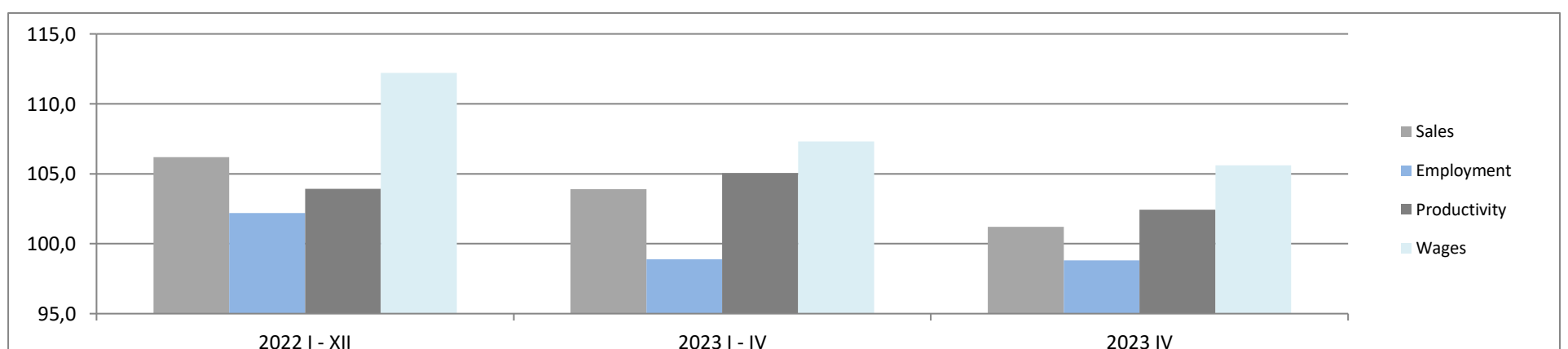
<b>2023 IV</b>	<b>10 513</b>
Previous period = 100	96,5
Corresponding period = 100	101,2
<b>2023 I - IV</b>	<b>38 979</b>
Corresponding period = 100	103,9
<b>2022 I - IV</b>	<b>33 542</b>
<b>2022 I - XII</b>	<b>140 353</b>
Corresponding period = 100	106,2
<b>2021 I - XII</b>	<b>121 524</b>



### Compare key data

		<b>2021 I - XII</b>	<b>2022 I - XII</b>	<b>2022 I - IV</b>	<b>2023 I - IV</b>	<b>2023 IV</b>
Sales	million PLN	121 524	140 353	33 542	38 979	10 513
Sales per employed	thous. PLN	287	325	79	93	25
Employment	in thous.	423	432	423	419	419
Wages	in PLN	5826	6534	6223	6677	6950
			<b>2022 I - XII</b>	<b>2023 I - IV</b>	<b>2023 IV</b>	
Sales	Corresponding period = 100		106,2	103,9	101,2	
Employment	Corresponding period = 100		102,2	98,9	98,8	
Productivity	Corresponding period = 100		103,9	105,1	102,4	
Wages	Corresponding period = 100		112,2	107,3	105,6	

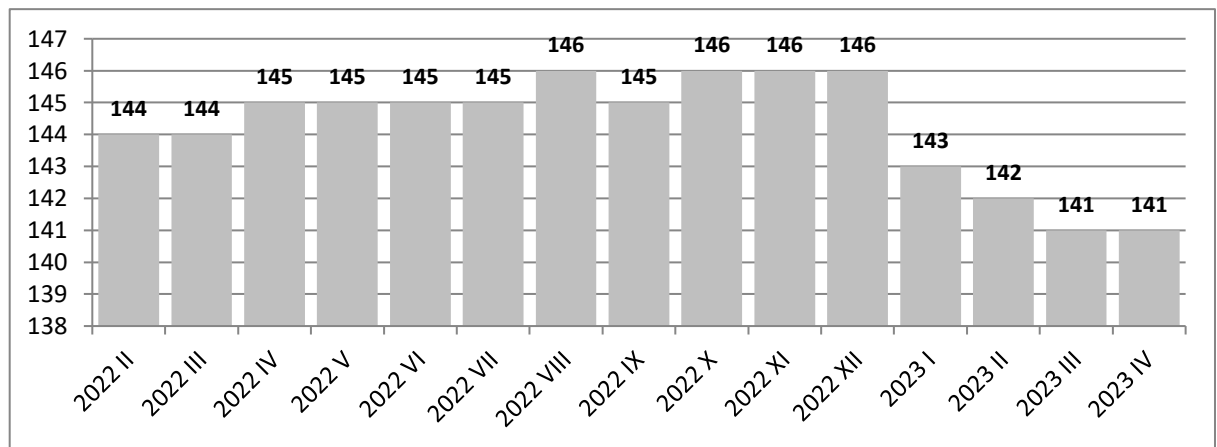
### Comparison of sales, employment, productivity and wage dynamics for selected periods (corresponding = 100)



## Construction of buildings

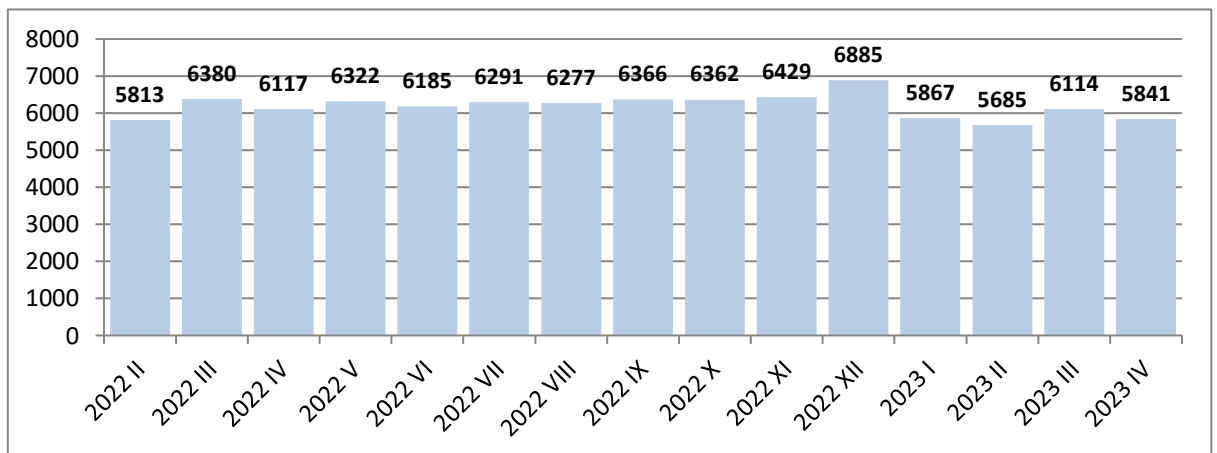
### Employment in thous.

<b>2023 IV</b>	<b>141</b>
Previous period = 100	100,0
Corresponding period = 100	97,2
<b>2023 I - IV</b>	<b>142</b>
Corresponding period = 100	97,9
<b>2022 I - IV</b>	<b>145</b>
<b>2022 I - XII</b>	<b>148</b>
Corresponding period = 100	102,8
<b>2021 I - XII</b>	<b>144</b>



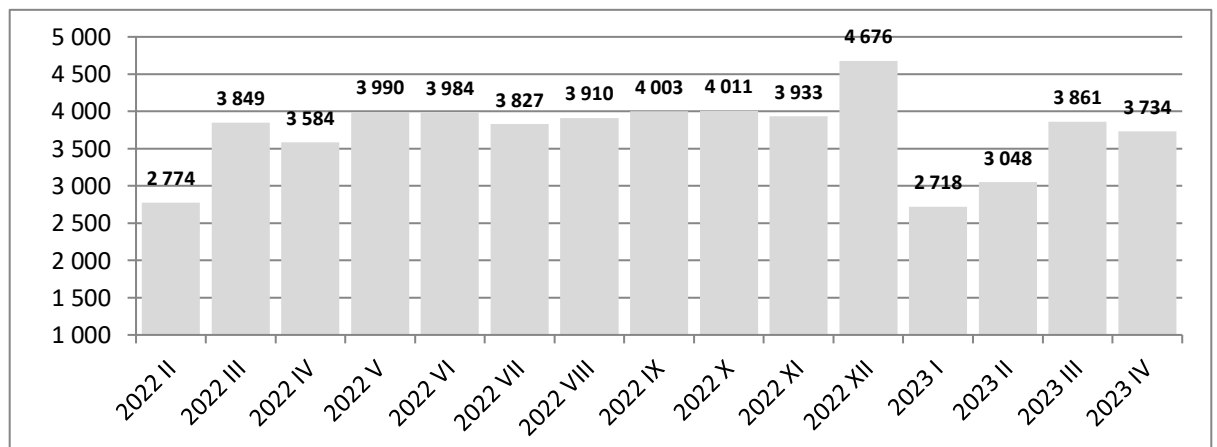
### Wages in PLN

<b>2023 IV</b>	<b>5841</b>
Previous period = 100	95,5
Corresponding period = 100	95,5
<b>2023 I - IV</b>	<b>5900</b>
Corresponding period = 100	98,2
<b>2022 I - IV</b>	<b>6011</b>
<b>2022 I - XII</b>	<b>6320</b>
Corresponding period = 100	115,6
<b>2021 I - XII</b>	<b>5467</b>



### Sales million PLN

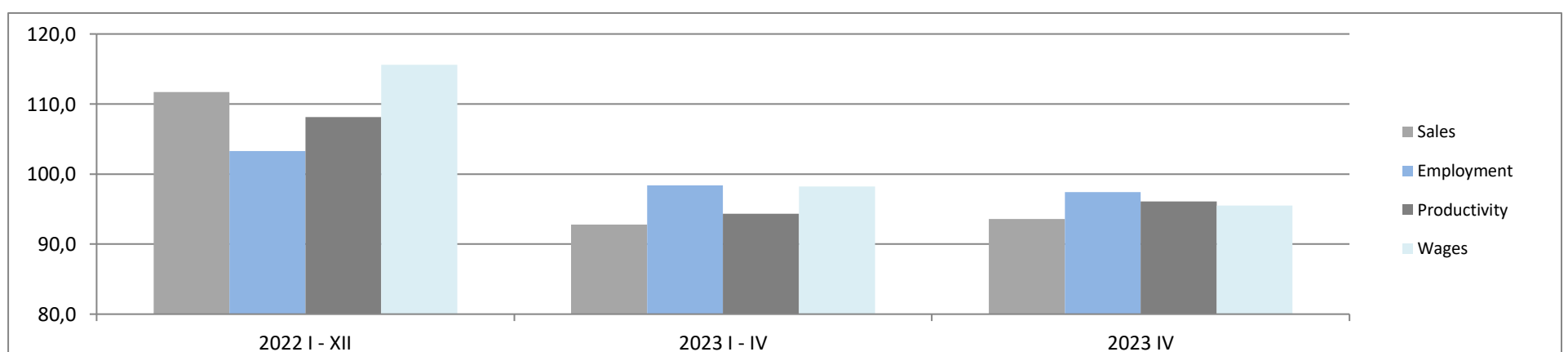
<b>2023 IV</b>	<b>3 734</b>
Previous period = 100	95,9
Corresponding period = 100	93,6
<b>2023 I - IV</b>	<b>13 640</b>
Corresponding period = 100	92,8
<b>2022 I - IV</b>	<b>13 055</b>
<b>2022 I - XII</b>	<b>45 959</b>
Corresponding period = 100	111,7
<b>2021 I - XII</b>	<b>36 204</b>



### Compare key data

		<b>2021 I - XII</b>	<b>2022 I - XII</b>	<b>2022 I - IV</b>	<b>2023 I - IV</b>	<b>2023 IV</b>
Sales	million PLN	36 204	45 959	13 055	13 640	3 734
Sales per employed	thous. PLN	251	311	90	96	26
Employment	in thous.	144	148	145	142	141
Wages	in PLN	5467	6320	6011	5900	5841
			<b>2022 I - XII</b>	<b>2023 I - IV</b>	<b>2023 IV</b>	
Sales	Corresponding period = 100		111,7	92,8	93,6	
Employment	Corresponding period = 100		103,3	98,4	97,4	
Productivity	Corresponding period = 100		108,1	94,3	96,1	
Wages	Corresponding period = 100		115,6	98,2	95,5	

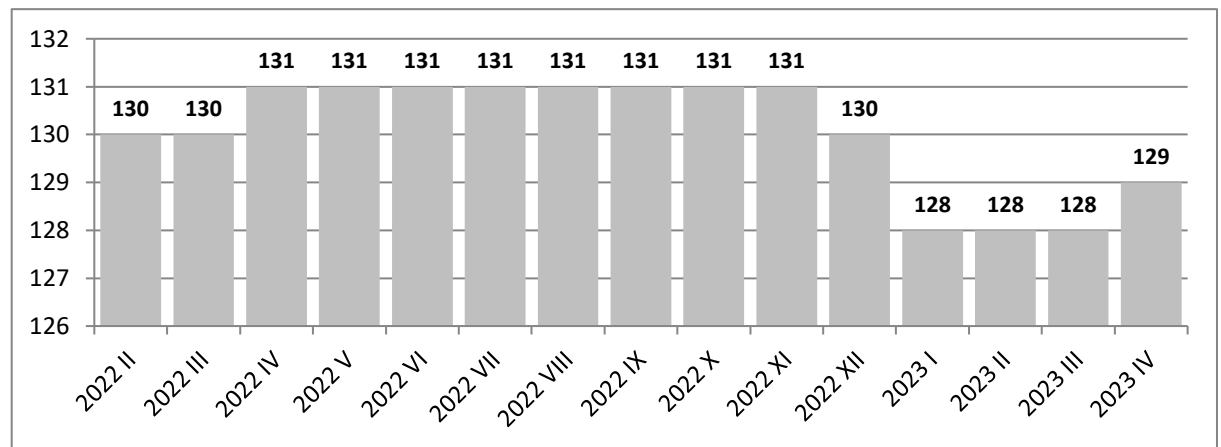
### Comparison of sales, employment, productivity and wage dynamics for selected periods (corresponding = 100)



## Civil engineering

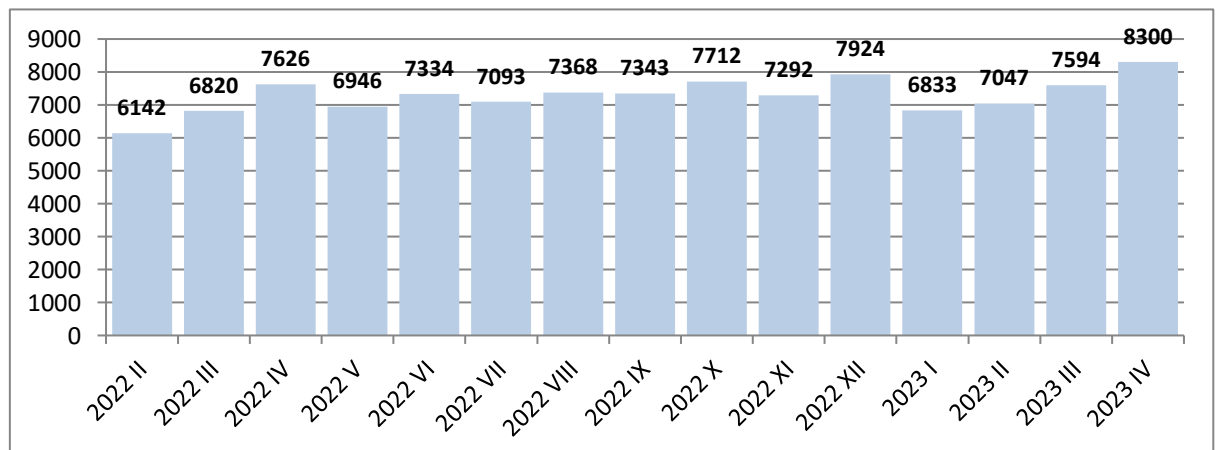
### Employment in thous.

<b>2023 IV</b>	<b>129</b>
Previous period = 100	100,8
Corresponding period = 100	98,5
<b>2023 I - IV</b>	<b>128</b>
Corresponding period = 100	98,5
<b>2022 I - IV</b>	<b>130</b>
<b>2022 I - XII</b>	<b>132</b>
Corresponding period = 100	100,0
<b>2021 I - XII</b>	<b>132</b>



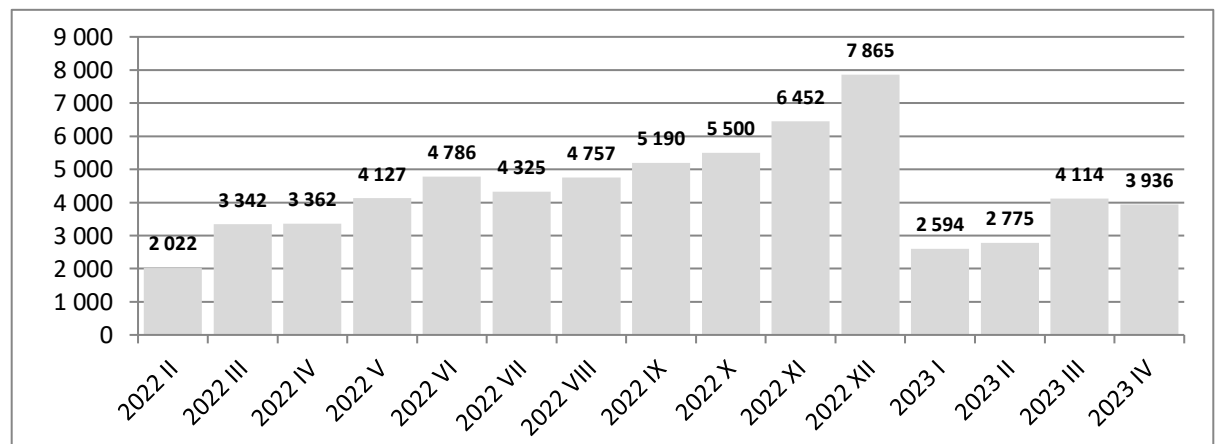
### Wages in PLN

<b>2023 IV</b>	<b>8300</b>
Previous period = 100	109,3
Corresponding period = 100	108,8
<b>2023 I - IV</b>	<b>7518</b>
Corresponding period = 100	110,7
<b>2022 I - IV</b>	<b>6791</b>
<b>2022 I - XII</b>	<b>7304</b>
Corresponding period = 100	114,9
<b>2021 I - XII</b>	<b>6360</b>



### Sales million PLN

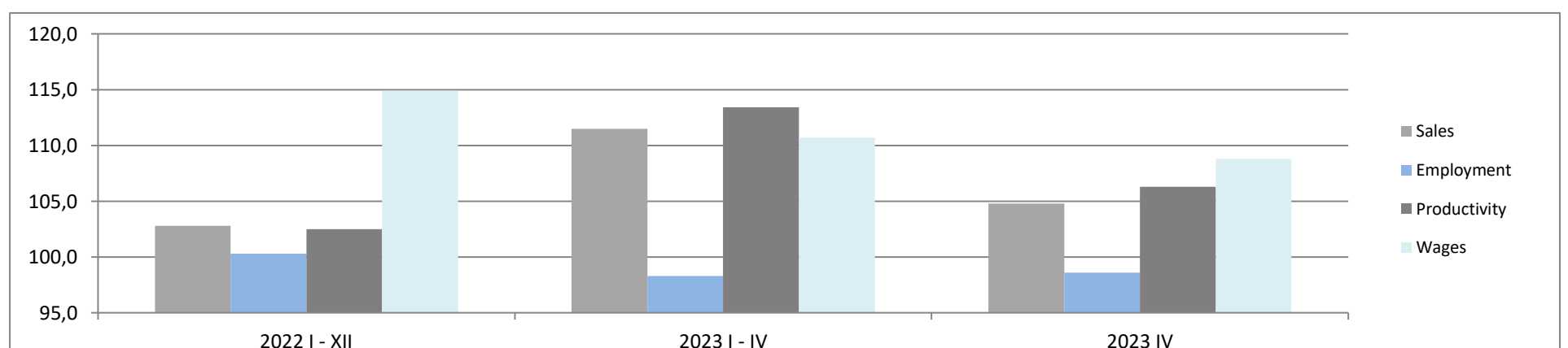
<b>2023 IV</b>	<b>3 936</b>
Previous period = 100	94,9
Corresponding period = 100	104,8
<b>2023 I - IV</b>	<b>14 117</b>
Corresponding period = 100	111,5
<b>2022 I - IV</b>	<b>11 261</b>
<b>2022 I - XII</b>	<b>57 734</b>
Corresponding period = 100	102,8
<b>2021 I - XII</b>	<b>48 853</b>



### Compare key data

		2021 I - XII	2022 I - XII	2022 I - IV	2023 I - IV	2023 IV
Sales	million PLN	48 853	57 734	11 261	14 117	3 936
Sales per employed	thous. PLN	370	437	87	110	31
Employment	in thous.	132	132	130	128	129
Wages	in PLN	6360	7304	6791	7518	8300
			2022 I - XII	2023 I - IV	2023 IV	
Sales	Corresponding period = 100		102,8	111,5	104,8	
Employment	Corresponding period = 100		100,3	98,3	98,6	
Productivity	Corresponding period = 100		102,5	113,4	106,3	
Wages	Corresponding period = 100		114,9	110,7	108,8	

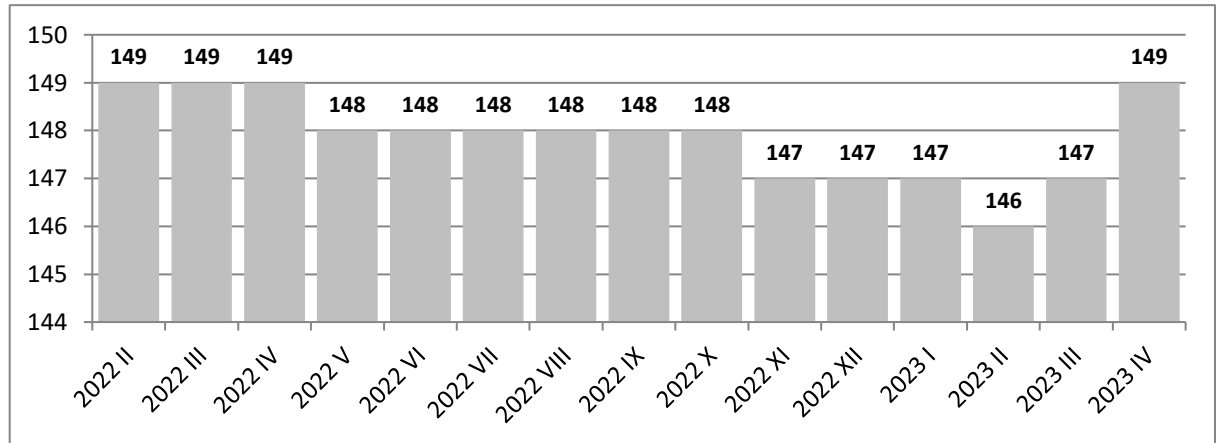
### Comparison of sales, employment, productivity and wage dynamics for selected periods (corresponding = 100)



## Specialised construction activities

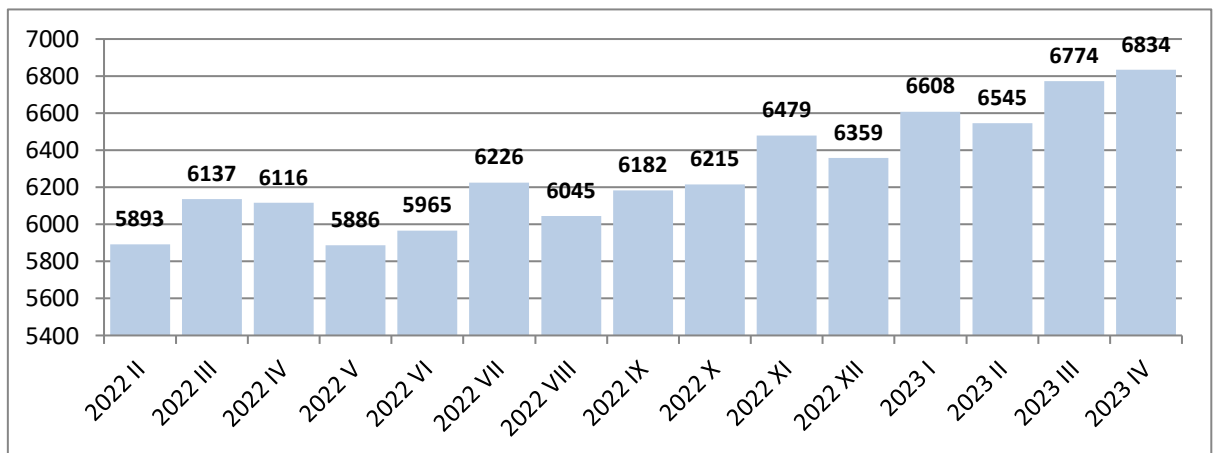
### Employment in thous.

<b>2023 IV</b>	<b>149</b>
Previous period = 100	101,4
Corresponding period = 100	100,0
<b>2023 I - IV</b>	<b>149</b>
Corresponding period = 100	100,0
<b>2022 I - IV</b>	<b>149</b>
<b>2022 I - XII</b>	<b>152</b>
Corresponding period = 100	103,4
<b>2021 I - XII</b>	<b>147</b>



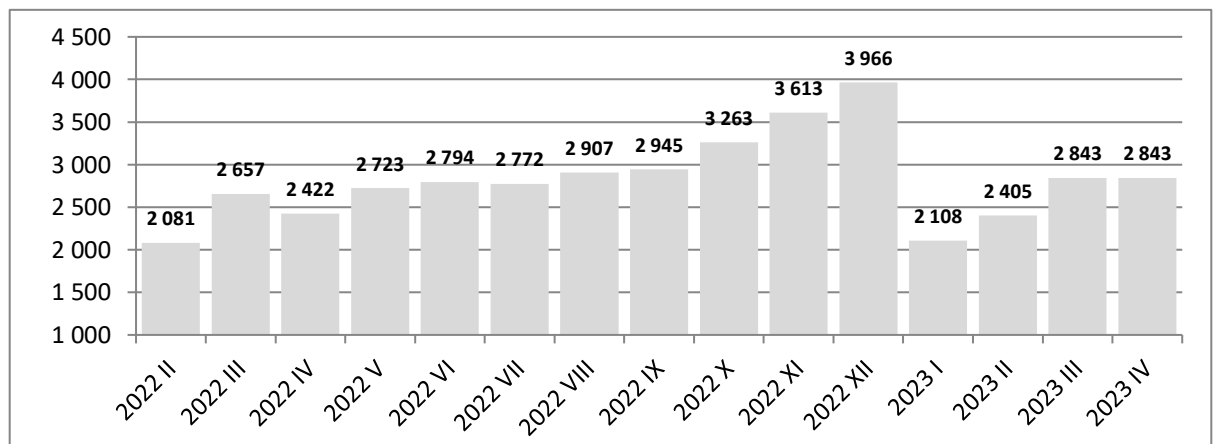
### Wages in PLN

<b>2023 IV</b>	<b>6834</b>
Previous period = 100	100,9
Corresponding period = 100	111,7
<b>2023 I - IV</b>	<b>6698</b>
Corresponding period = 100	112,9
<b>2022 I - IV</b>	<b>5932</b>
<b>2022 I - XII</b>	<b>6072</b>
Corresponding period = 100	106,6
<b>2021 I - XII</b>	<b>5698</b>



### Sales million PLN

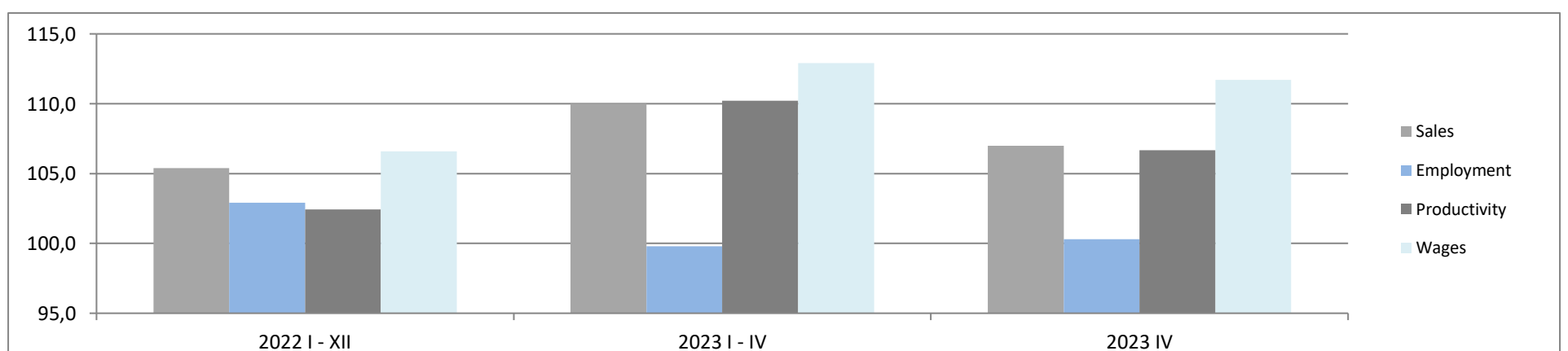
<b>2023 IV</b>	<b>2 843</b>
Previous period = 100	99,5
Corresponding period = 100	107,0
<b>2023 I - IV</b>	<b>11 222</b>
Corresponding period = 100	110,0
<b>2022 I - IV</b>	<b>9 227</b>
<b>2022 I - XII</b>	<b>36 660</b>
Corresponding period = 100	105,4
<b>2021 I - XII</b>	<b>36 466</b>



### Compare key data

		<b>2021 I - XII</b>	<b>2022 I - XII</b>	<b>2022 I - IV</b>	<b>2023 I - IV</b>	<b>2023 IV</b>
Sales	million PLN	36 466	36 660	9 227	11 222	2 843
Sales per employed	thous. PLN	248	241	62	75	19
Employment	in thous.	147	152	149	149	149
Wages	in PLN	5698	6072	5932	6698	6834
			<b>2022 I - XII</b>	<b>2023 I - IV</b>	<b>2023 IV</b>	
Sales	Corresponding period = 100		105,4	110,0	107,0	
Employment	Corresponding period = 100		102,9	99,8	100,3	
Productivity	Corresponding period = 100		102,4	110,2	106,7	
Wages	Corresponding period = 100		106,6	112,9	111,7	

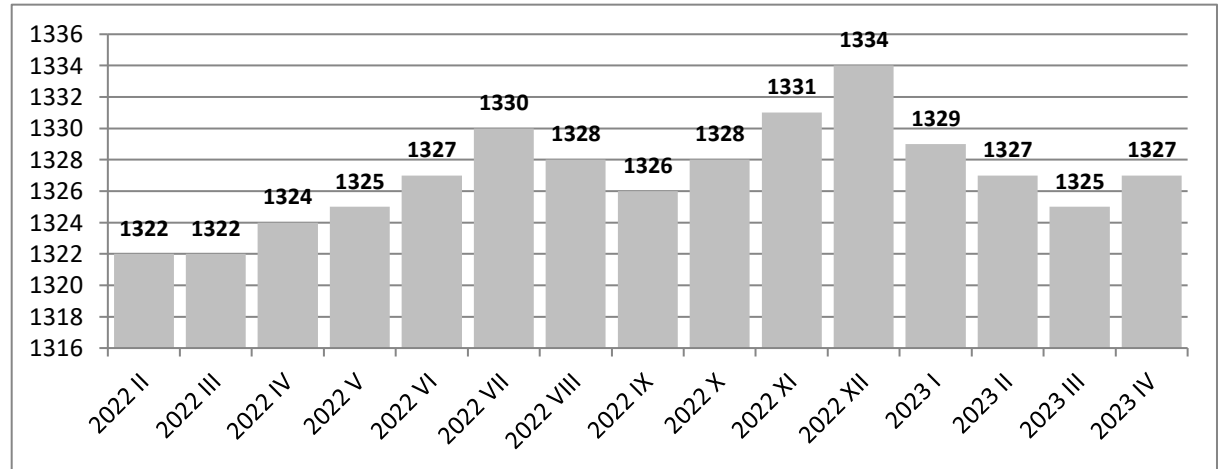
### Comparison of sales, employment, productivity and wage dynamics for selected periods (corresponding = 100)



## TRADE; REPAIR OF MOTOR VEHICLES

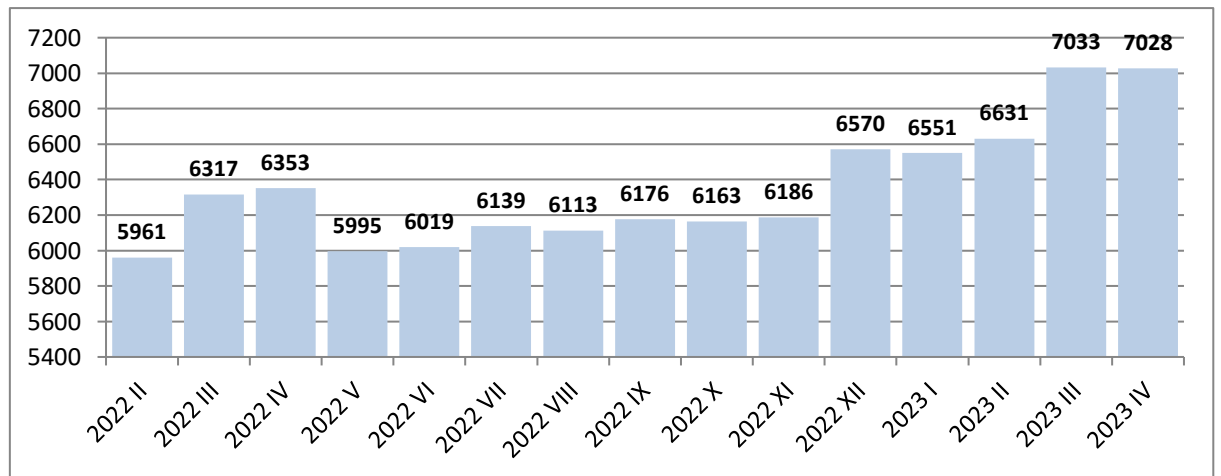
### Employment in thous.

<b>2023 IV</b>	<b>1327</b>
Previous period = 100	100,2
Corresponding period = 100	100,2
<b>2023 I - IV</b>	<b>1327</b>
Corresponding period = 100	100,6
<b>2022 I - IV</b>	<b>1319</b>
<b>2022 I - XII</b>	<b>1324</b>
Corresponding period = 100	102,3
<b>2021 I - XII</b>	<b>1294</b>



### Wages in PLN

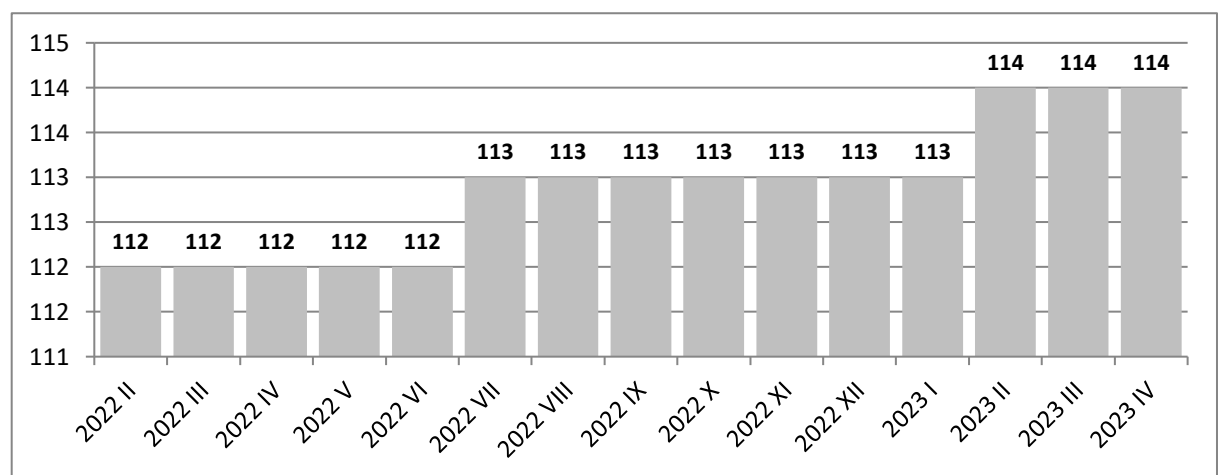
<b>2023 IV</b>	<b>7028</b>
Previous period = 100	99,9
Corresponding period = 100	110,6
<b>2023 I - IV</b>	<b>6805</b>
Corresponding period = 100	111,3
<b>2022 I - IV</b>	<b>6114</b>
<b>2022 I - XII</b>	<b>6171</b>
Corresponding period = 100	111,6
<b>2021 I - XII</b>	<b>5530</b>



## Wholesale and retail trade and repair of motor vehicles

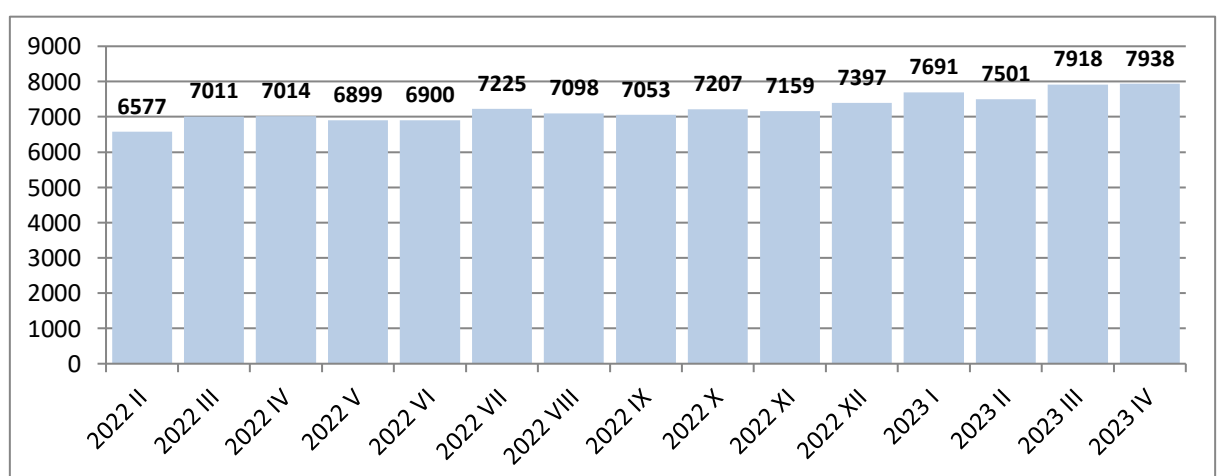
### Employment in thous.

<b>2023 IV</b>	<b>114</b>
Previous period = 100	100,0
Corresponding period = 100	101,8
<b>2023 I - IV</b>	<b>114</b>
Corresponding period = 100	101,8
<b>2022 I - IV</b>	<b>112</b>
<b>2022 I - XII</b>	<b>112</b>
Corresponding period = 100	102,8
<b>2021 I - XII</b>	<b>109</b>



### Wages in PLN

<b>2023 IV</b>	<b>7938</b>
Previous period = 100	100,2
Corresponding period = 100	113,2
<b>2023 I - IV</b>	<b>7802</b>
Corresponding period = 100	114,2
<b>2022 I - IV</b>	<b>6834</b>
<b>2022 I - XII</b>	<b>7053</b>
Corresponding period = 100	114,0
<b>2021 I - XII</b>	<b>6188</b>

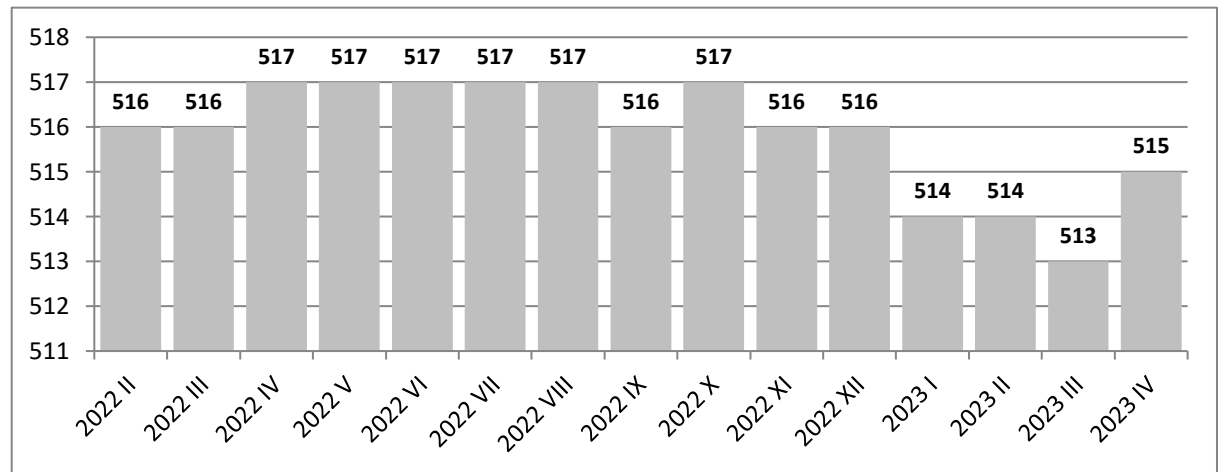




## Wholesale trade

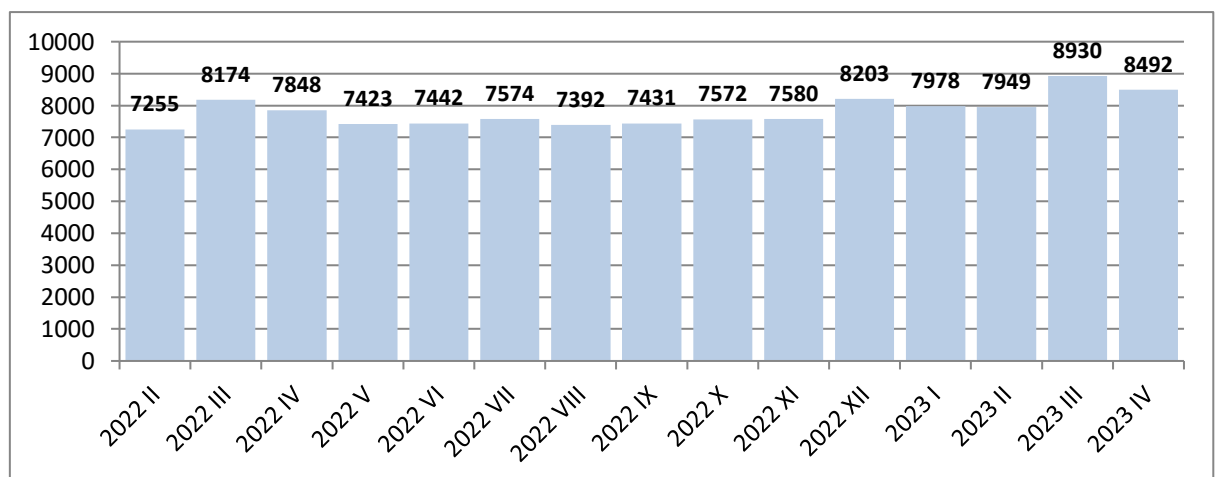
### Employment in thous.

<b>2023 IV</b>	<b>515</b>
Previous period = 100	100,4
Corresponding period = 100	99,6
<b>2023 I - IV</b>	<b>513</b>
Corresponding period = 100	99,8
<b>2022 I - IV</b>	<b>514</b>
<b>2022 I - XII</b>	<b>515</b>
Corresponding period = 100	101,4
<b>2021 I - XII</b>	<b>508</b>



### Wages in PLN

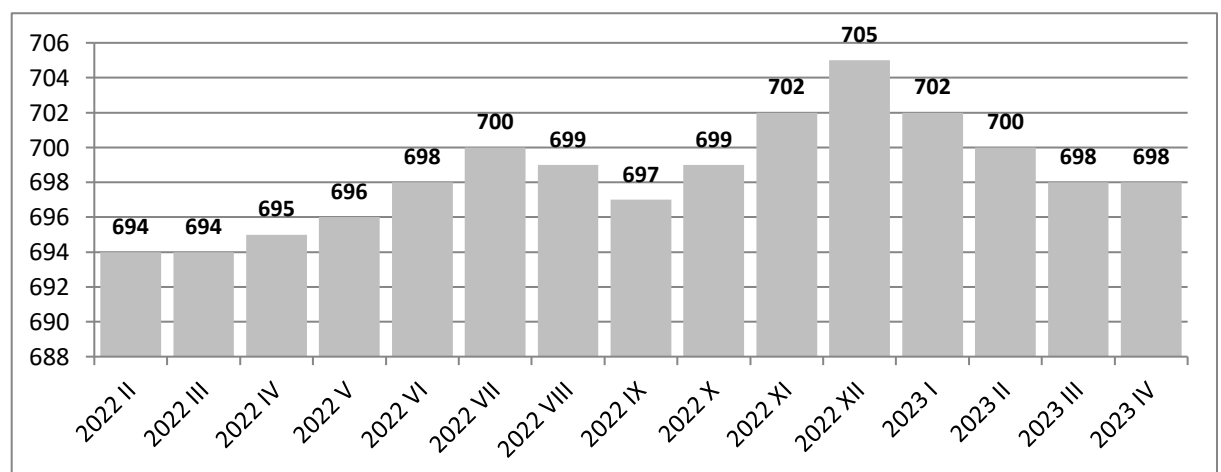
<b>2023 IV</b>	<b>8492</b>
Previous period = 100	95,1
Corresponding period = 100	108,2
<b>2023 I - IV</b>	<b>8307</b>
Corresponding period = 100	109,6
<b>2022 I - IV</b>	<b>7579</b>
<b>2022 I - XII</b>	<b>7564</b>
Corresponding period = 100	111,8
<b>2021 I - XII</b>	<b>6764</b>



## Retail trade

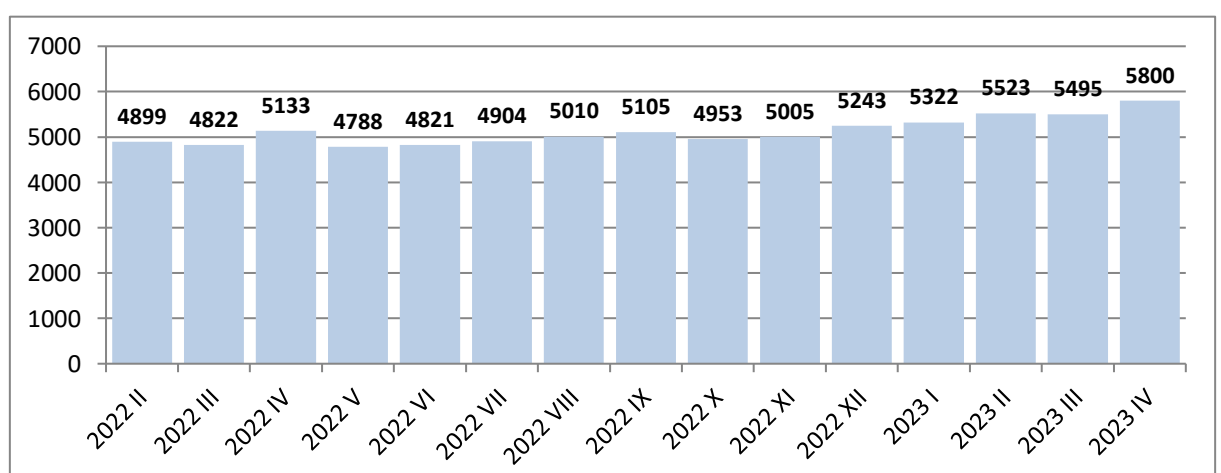
### Employment in thous.

<b>2023 IV</b>	<b>698</b>
Previous period = 100	100,0
Corresponding period = 100	100,4
<b>2023 I - IV</b>	<b>699</b>
Corresponding period = 100	101,0
<b>2022 I - IV</b>	<b>692</b>
<b>2022 I - XII</b>	<b>698</b>
Corresponding period = 100	102,9
<b>2021 I - XII</b>	<b>678</b>



### Wages in PLN

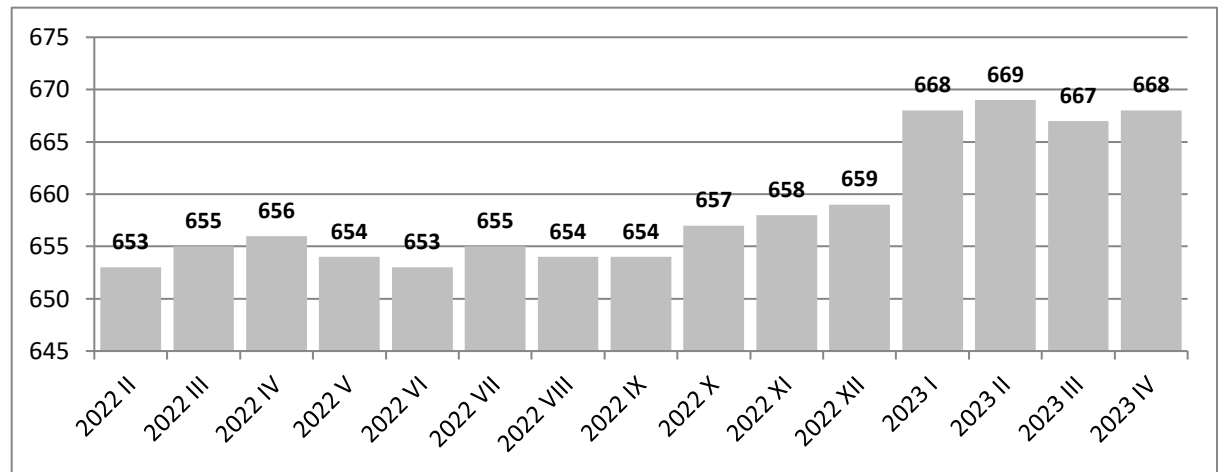
<b>2023 IV</b>	<b>5800</b>
Previous period = 100	105,6
Corresponding period = 100	113,0
<b>2023 I - IV</b>	<b>5539</b>
Corresponding period = 100	112,8
<b>2022 I - IV</b>	<b>4910</b>
<b>2022 I - XII</b>	<b>5001</b>
Corresponding period = 100	111,1
<b>2021 I - XII</b>	<b>4500</b>



## TRANSPORTATION AND STORAGE

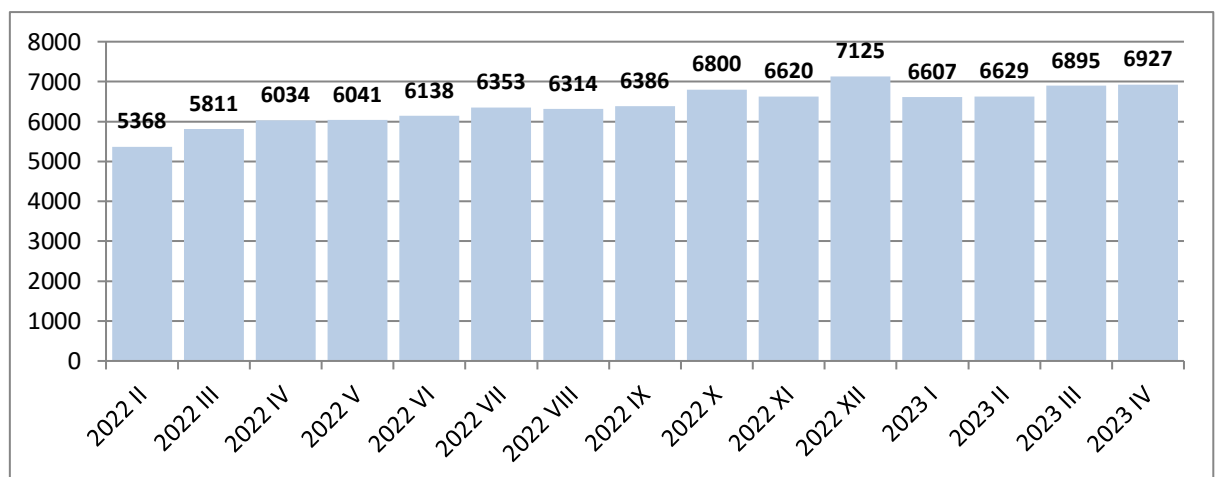
### Employment in thous.

<b>2023 IV</b>	<b>668</b>
Previous period = 100	100,1
Corresponding period = 100	101,8
<b>2023 I - IV</b>	<b>669</b>
Corresponding period = 100	102,3
<b>2022 I - IV</b>	<b>654</b>
<b>2022 I - XII</b>	<b>657</b>
Corresponding period = 100	104,0
<b>2021 I - XII</b>	<b>632</b>



### Wages in PLN

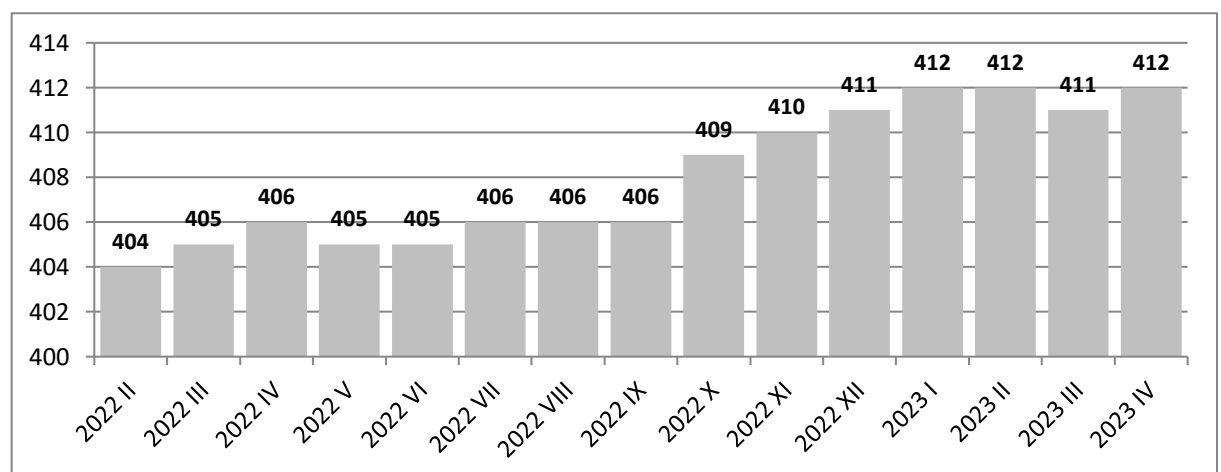
<b>2023 IV</b>	<b>6927</b>
Previous period = 100	100,5
Corresponding period = 100	114,8
<b>2023 I - IV</b>	<b>6810</b>
Corresponding period = 100	119,7
<b>2022 I - IV</b>	<b>5691</b>
<b>2022 I - XII</b>	<b>6297</b>
Corresponding period = 100	123,7
<b>2021 I - XII</b>	<b>5093</b>



## Land and pipeline transport

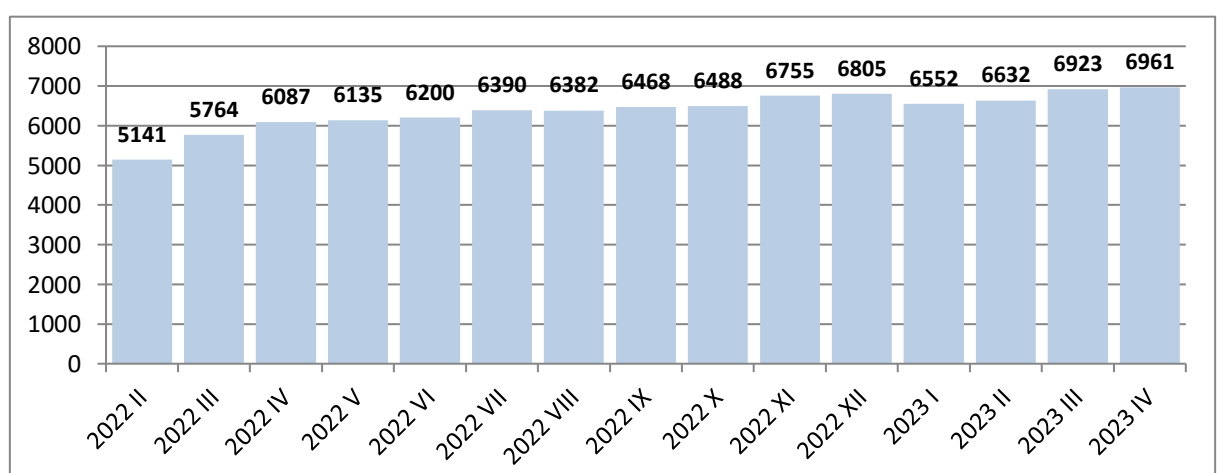
### Employment in thous.

<b>2023 IV</b>	<b>412</b>
Previous period = 100	100,2
Corresponding period = 100	101,5
<b>2023 I - IV</b>	<b>413</b>
Corresponding period = 100	102,2
<b>2022 I - IV</b>	<b>404</b>
<b>2022 I - XII</b>	<b>407</b>
Corresponding period = 100	105,7
<b>2021 I - XII</b>	<b>385</b>



### Wages in PLN

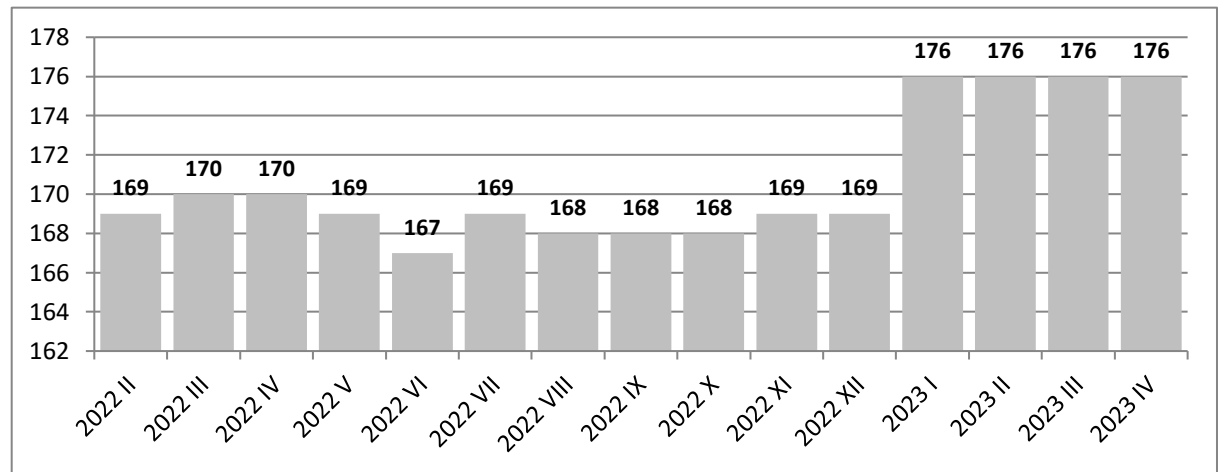
<b>2023 IV</b>	<b>6961</b>
Previous period = 100	100,5
Corresponding period = 100	114,4
<b>2023 I - IV</b>	<b>6852</b>
Corresponding period = 100	122,4
<b>2022 I - IV</b>	<b>5600</b>
<b>2022 I - XII</b>	<b>6291</b>
Corresponding period = 100	130,7
<b>2021 I - XII</b>	<b>4815</b>



## Warehousing and support activities for transportation

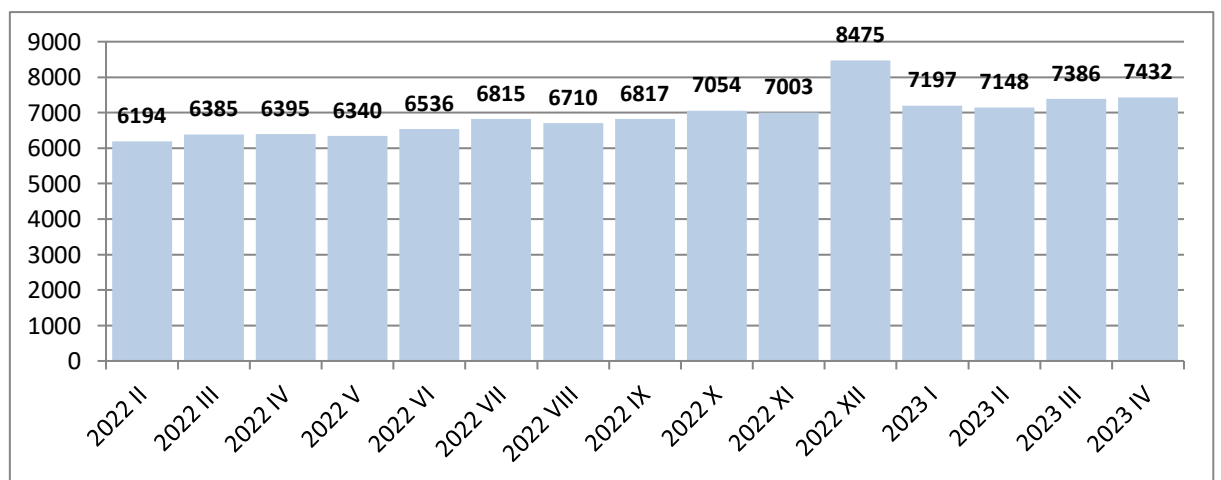
### Employment in thous.

<b>2023 IV</b>	<b>176</b>
Previous period = 100	100,0
Corresponding period = 100	103,5
<b>2023 I - IV</b>	<b>176</b>
Corresponding period = 100	103,5
<b>2022 I - IV</b>	<b>170</b>
<b>2022 I - XII</b>	<b>169</b>
Corresponding period = 100	102,4
<b>2021 I - XII</b>	<b>165</b>



### Wages in PLN

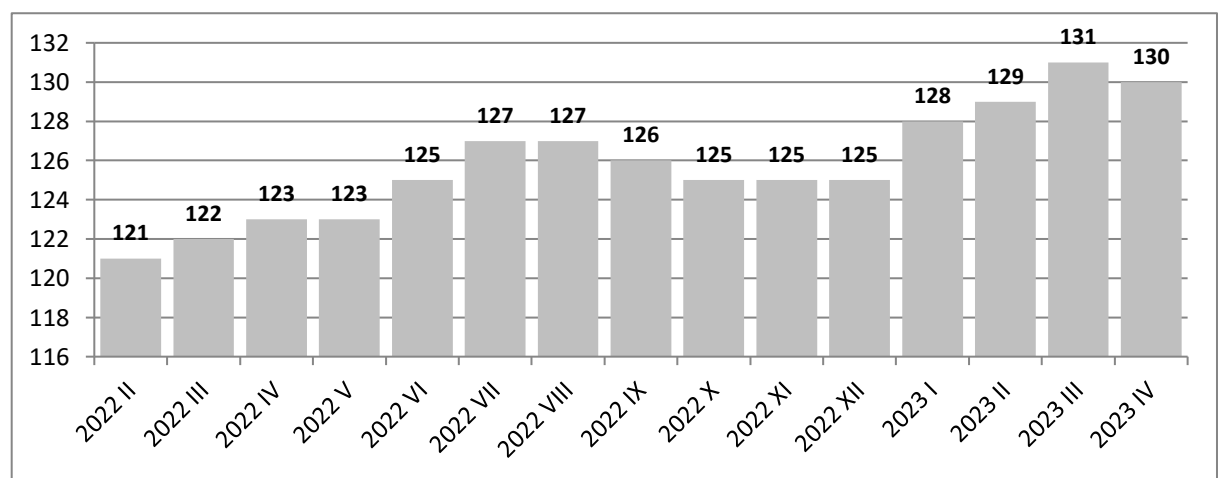
<b>2023 IV</b>	<b>7432</b>
Previous period = 100	100,6
Corresponding period = 100	116,2
<b>2023 I - IV</b>	<b>7265</b>
Corresponding period = 100	115,6
<b>2022 I - IV</b>	<b>6284</b>
<b>2022 I - XII</b>	<b>6759</b>
Corresponding period = 100	114,1
<b>2021 I - XII</b>	<b>5922</b>



## ACCOMODATION AND CATERING

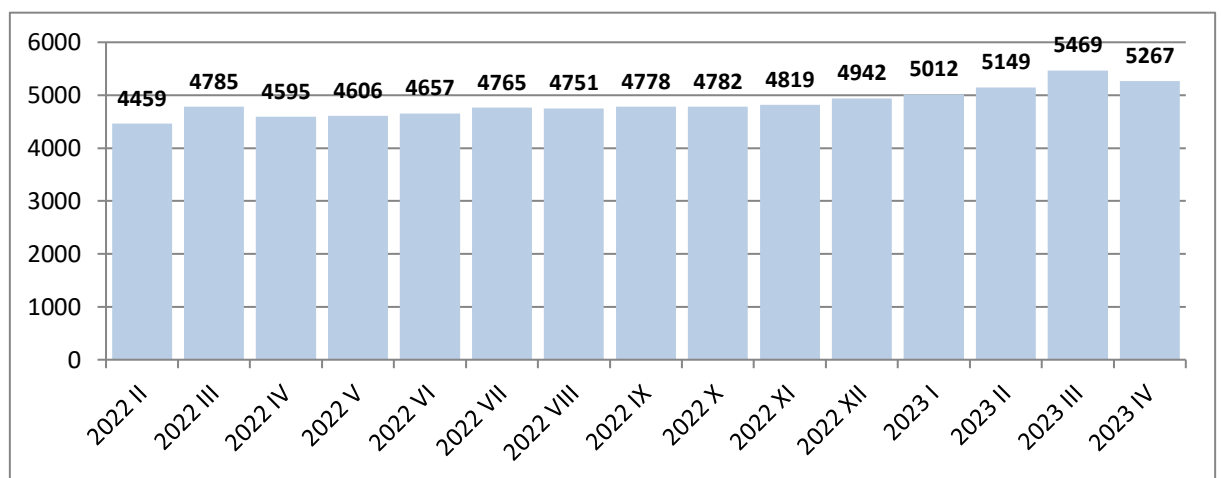
### Employment in thous.

<b>2023 IV</b>	<b>130</b>
Previous period = 100	99,2
Corresponding period = 100	105,7
<b>2023 I - IV</b>	<b>130</b>
Corresponding period = 100	107,4
<b>2022 I - IV</b>	<b>121</b>
<b>2022 I - XII</b>	<b>124</b>
Corresponding period = 100	108,8
<b>2021 I - XII</b>	<b>114</b>



### Wages in PLN

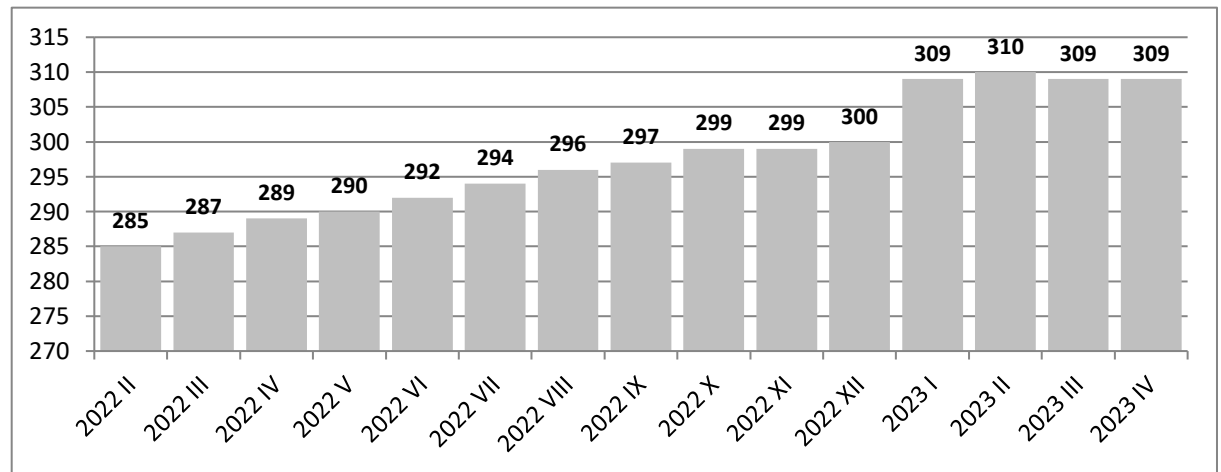
<b>2023 IV</b>	<b>5267</b>
Previous period = 100	96,3
Corresponding period = 100	114,6
<b>2023 I - IV</b>	<b>5245</b>
Corresponding period = 100	113,3
<b>2022 I - IV</b>	<b>4629</b>
<b>2022 I - XII</b>	<b>4747</b>
Corresponding period = 100	112,1
<b>2021 I - XII</b>	<b>4236</b>



## INFORMATION AND COMMUNICATION

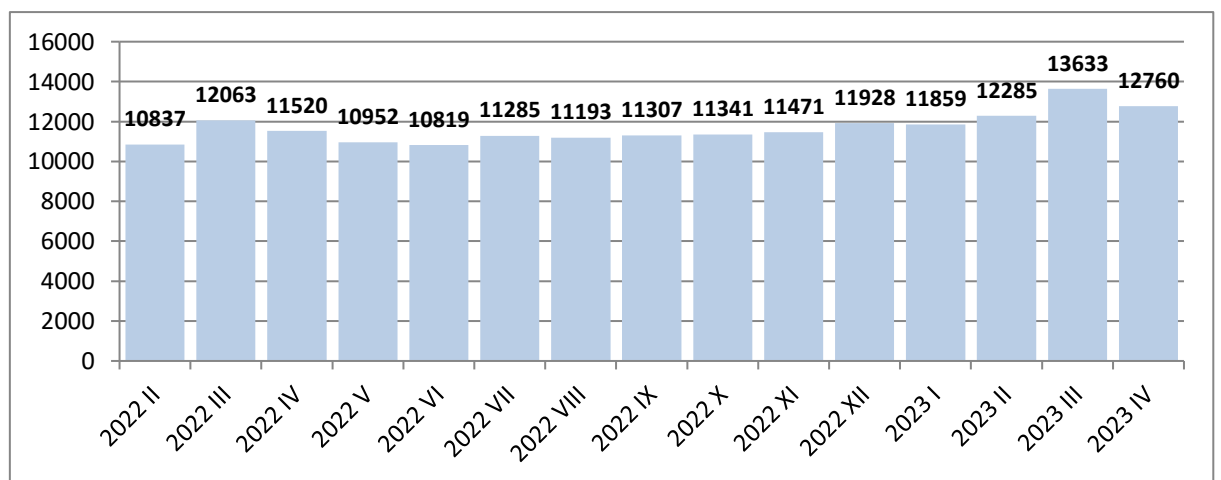
### Employment in thous.

<b>2023 IV</b>	<b>309</b>
Previous period = 100	100,0
Corresponding period = 100	106,9
<b>2023 I - IV</b>	<b>310</b>
Corresponding period = 100	108,8
<b>2022 I - IV</b>	<b>285</b>
<b>2022 I - XII</b>	<b>291</b>
Corresponding period = 100	111,1
<b>2021 I - XII</b>	<b>262</b>



### Wages in PLN

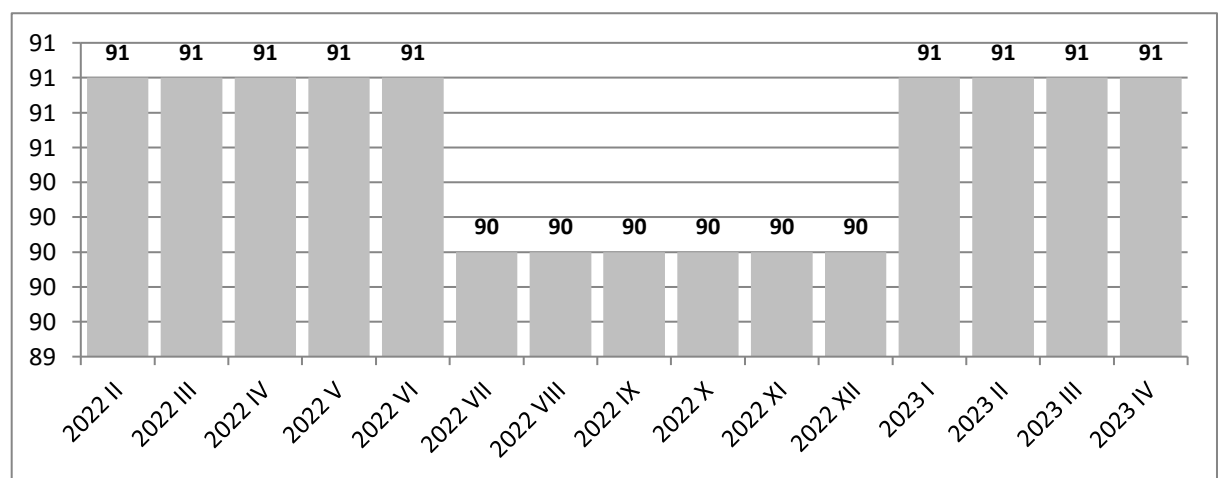
<b>2023 IV</b>	<b>12760</b>
Previous period = 100	93,6
Corresponding period = 100	110,8
<b>2023 I - IV</b>	<b>12618</b>
Corresponding period = 100	112,2
<b>2022 I - IV</b>	<b>11241</b>
<b>2022 I - XII</b>	<b>11334</b>
Corresponding period = 100	112,4
<b>2021 I - XII</b>	<b>10085</b>



## REAL ESTATE ACTIVITIES

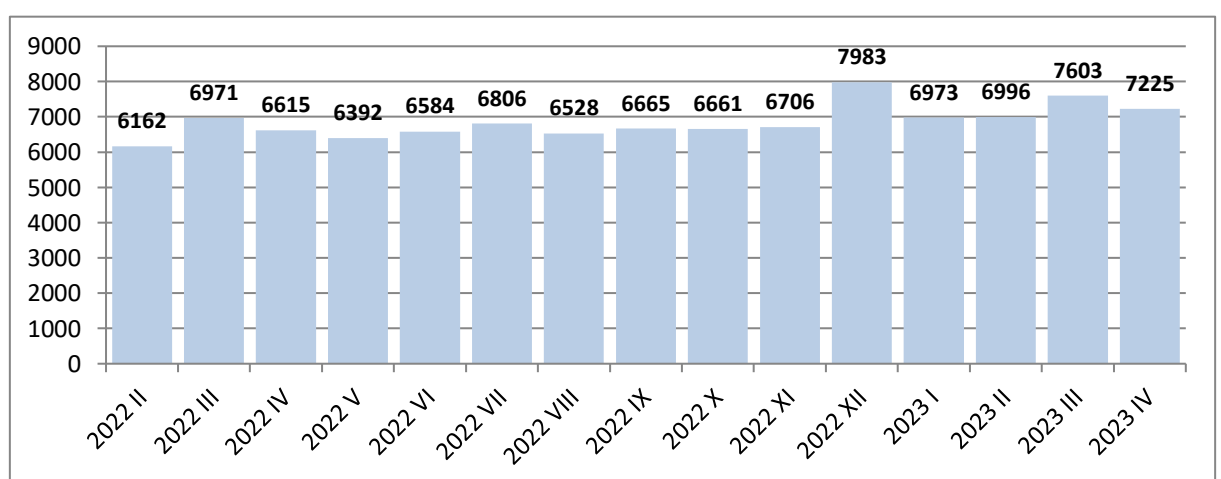
### Employment in thous.

<b>2023 IV</b>	<b>91</b>
Previous period = 100	100,0
Corresponding period = 100	100,0
<b>2023 I - IV</b>	<b>91</b>
Corresponding period = 100	100,0
<b>2022 I - IV</b>	<b>91</b>
<b>2022 I - XII</b>	<b>90</b>
Corresponding period = 100	97,8
<b>2021 I - XII</b>	<b>92</b>



### Wages in PLN

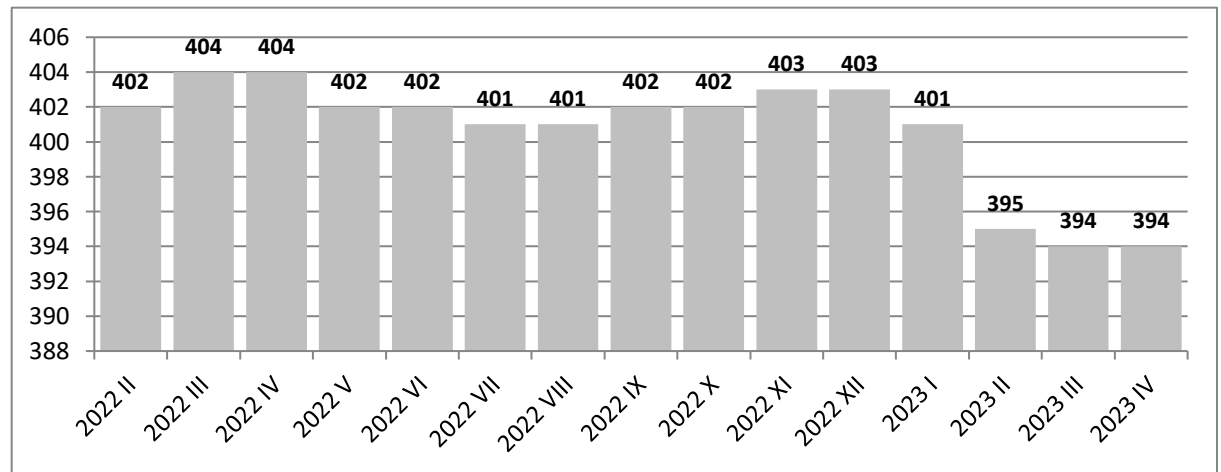
<b>2023 IV</b>	<b>7225</b>
Previous period = 100	95,0
Corresponding period = 100	109,2
<b>2023 I - IV</b>	<b>7219</b>
Corresponding period = 100	111,6
<b>2022 I - IV</b>	<b>6469</b>
<b>2022 I - XII</b>	<b>6692</b>
Corresponding period = 100	110,6
<b>2021 I - XII</b>	<b>6051</b>



## ADMINISTRATIVE AND SUPPORT SERVICE ACTIVITIES

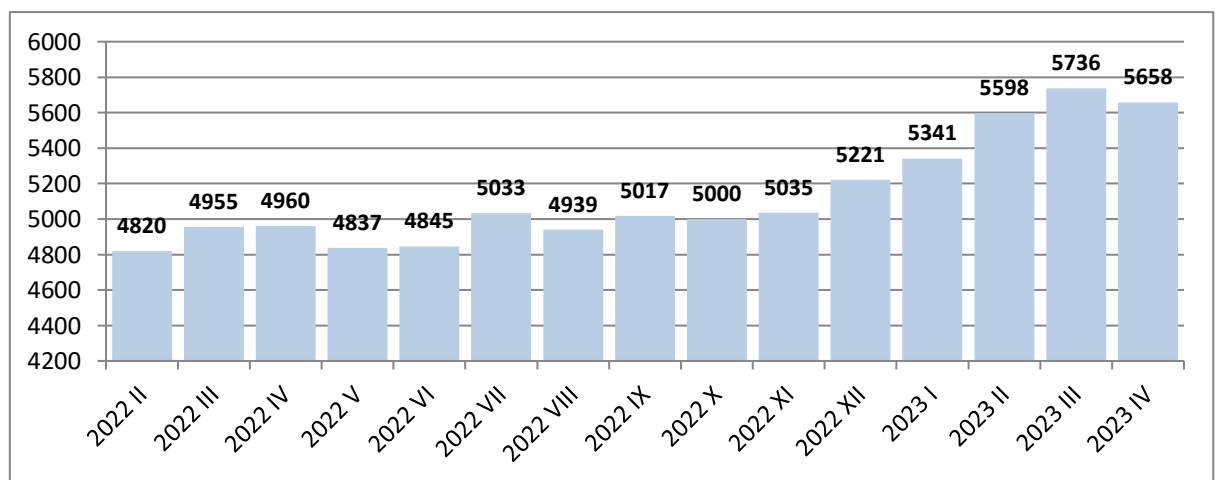
### Employment in thous.

<b>2023 IV</b>	<b>394</b>
Previous period = 100	100,0
Corresponding period = 100	97,5
<b>2023 I - IV</b>	<b>397</b>
Corresponding period = 100	98,3
<b>2022 I - IV</b>	<b>404</b>
<b>2022 I - XII</b>	<b>405</b>
Corresponding period = 100	101,0
<b>2021 I - XII</b>	<b>401</b>



### Wages in PLN

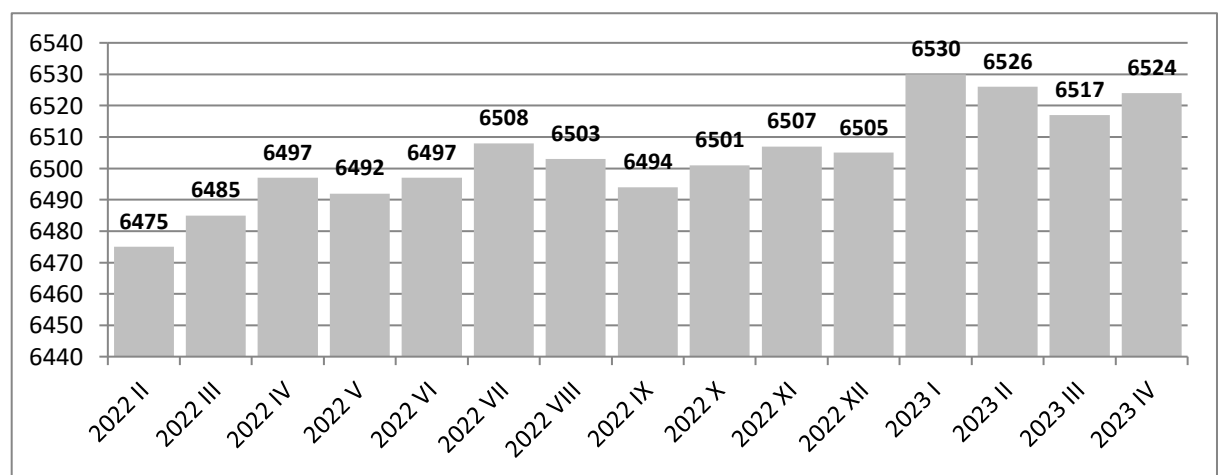
<b>2023 IV</b>	<b>5658</b>
Previous period = 100	98,6
Corresponding period = 100	114,1
<b>2023 I - IV</b>	<b>5591</b>
Corresponding period = 100	114,2
<b>2022 I - IV</b>	<b>4895</b>
<b>2022 I - XII</b>	<b>4975</b>
Corresponding period = 100	110,6
<b>2021 I - XII</b>	<b>4499</b>



## ENTERPRISE SECTOR - Grand total

### Employment in thous.

<b>2023 IV</b>	<b>6524</b>
Previous period = 100	100,1
Corresponding period = 100	100,4
<b>2023 I - IV</b>	<b>6529</b>
Corresponding period = 100	100,8
<b>2022 I - IV</b>	<b>6477</b>
<b>2022 I - XII</b>	<b>6509</b>
Corresponding period = 100	102,6
<b>2021 I - XII</b>	<b>6346</b>



### Wages in PLN

<b>2023 IV</b>	<b>7431</b>
Previous period = 100	99,0
Corresponding period = 100	112,1
<b>2023 I - IV</b>	<b>7243</b>
Corresponding period = 100	112,8
<b>2022 I - IV</b>	<b>6419</b>
<b>2022 I - XII</b>	<b>6654</b>
Corresponding period = 100	113,0
<b>2021 I - XII</b>	<b>5890</b>

