



**Monthly review of the economic situation  
in industries**

**Polish Chamber of Commerce**

**29/09/2023**

---

## Table of Contents

Table of Contents	p. 2
Explanations and comments	p. 3
Comparison of employment and salary levels in selected industries	p. 4
INDUSTRY - Total	p. 6
MINING AND QUARRYING	p. 7
Mining of coal and lignite	p. 8
MANUFACTURING	p. 9
Manufacture of food products	p. 10
Manufacture of beverages	p. 11
Manufacture of tobacco products	p. 12
Manufacture of textiles	p. 13
Manufacture of wearing apparel	p. 14
Manufacture of leather and related products	p. 15
Manufacture of products of wood, cork, straw and wicker	p. 16
Manufacture of paper and paper products	p. 17
Printing and reproduction of recorded media	p. 18
Manufacture of coke and refined petroleum products	p. 19
Manufacture of chemicals and chemical products	p. 20
Manufacture of pharmaceutical products	p. 21
Manufacture of rubber and plastic products	p. 22
Manufacture of other nonmetallic mineral products	p. 23
Manufacture of basic metals	p. 24
Manufacture of metal products	p. 25
Manufacture of computer, electronic and optical products	p. 26
Manufacture of electrical equipment	p. 27
Manufacture of machinery and equipment n.e.c.	p. 28
Manufacture of motor vehicles, trailers and semitrailers	p. 29
Manufacture of other transport equipment	p. 30
Manufacture of furniture	p. 31
ELECTRICITY, GAS, STEAM AND AIR CONDITIONING SUPPLY	p. 32
WATER, SUPPLY; SEWERAGE, WASTE MANAGEMENT AND REMEDIATION ACTIVITIES	p. 33
Water collection, treatment and supply	p. 34
Waste collection, treatment and disposal activities; materials recovery	p. 35
CONSTRUCTION - Total	p. 36
Construction of buildings	p. 37
Civil engineering	p. 38
Specialised construction activities	p. 39
TRADE; REPAIR OF MOTOR VEHICLES	p. 40
Wholesale and retail trade and repair of motor vehicles	p. 40
Wholesale trade	p. 41
Retail trade	p. 41
TRANSPORTATION AND STORAGE	p. 42
Land and pipeline transport	p. 42
Warehousing and support activities for transportation	p. 43
ACCOMODATION AND CATERING	p. 43
INFORMATION AND COMMUNICATION	p. 44
REAL ESTATE ACTIVITIES	p. 44
ADMINISTRATIVE AND SUPPORT SERVICE ACTIVITIES	p. 45
ENTERPRISE SECTOR - Grand total	p. 45

---

## Explanations and comments

Analysts and commentators dealing with economic issues usually focus on data illustrating the current state and changes of the entire Polish economy. This approach is natural. Data generalization allows for easier understanding and easier formulation of projections about the future. However, it should be borne in mind that from the point of view of individual companies, the synthesis of data at the national level is not adequate due to the very different situation and specificity of the industries operating in the country.

The Polish economy is very diverse. Due to the large size and large population, numerous ideas for running a business had a chance to develop in our area. We have a particularly large abundance in this variety in industry, construction, services. This is confirmed by the information presented by official statistics. The differentiation concerns both the potential in terms of sales level, the number of employees, but also the current situation, including the rate of sales growth, the level and dynamics of wages, progress in terms of efficiency.

The intention of the Polish Chamber of Commerce is to support the work of entrepreneurs by presenting them with data on the economic potential and the current economic situation in individual industries. In the study below, the data of the Central Statistical Office have been supplemented with the estimates of the Polish Chamber of Commerce based on GUS data.

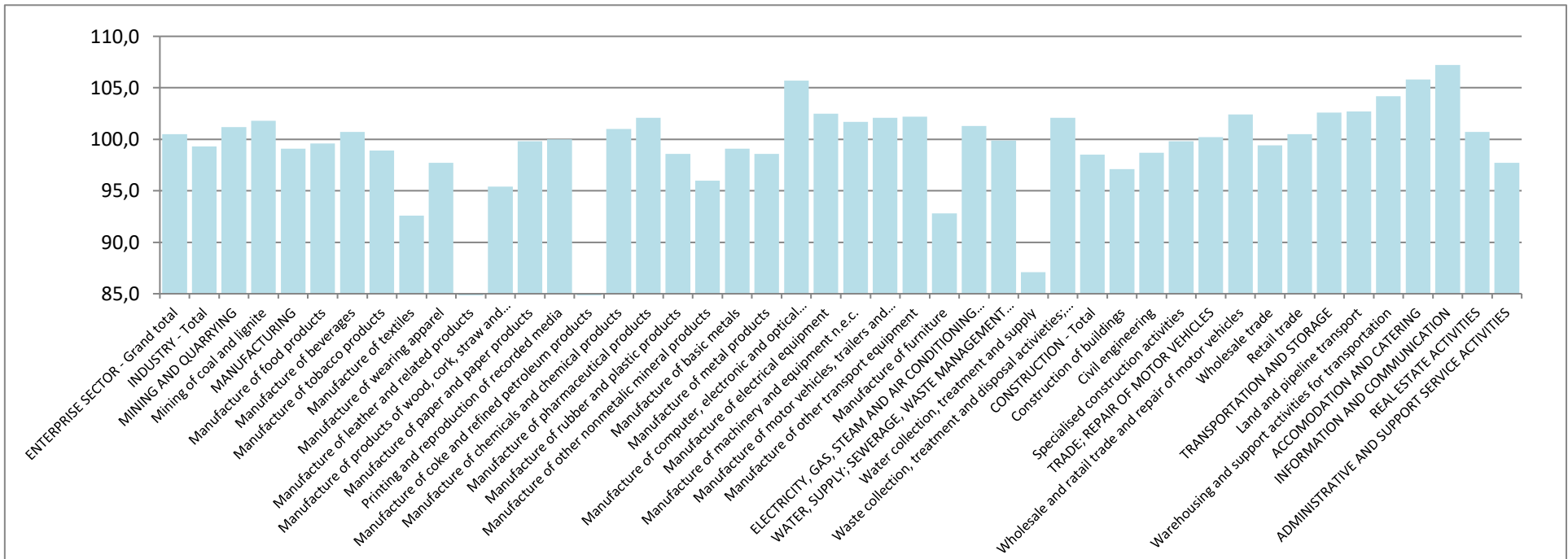
The study presents data on the enterprise sector. The widest range of data is available for industry and construction - where the following are presented: the level of sales and the current rate of its growth along with the average productivity of an employee measured by sales per one employee, the level and dynamics of employment, level and dynamics of wages, dynamics of productivity. In the case of other industries, the information concerns the level and dynamics of wages and the level and dynamics of employment.

**Comparison of employment and salary levels in selected industries**

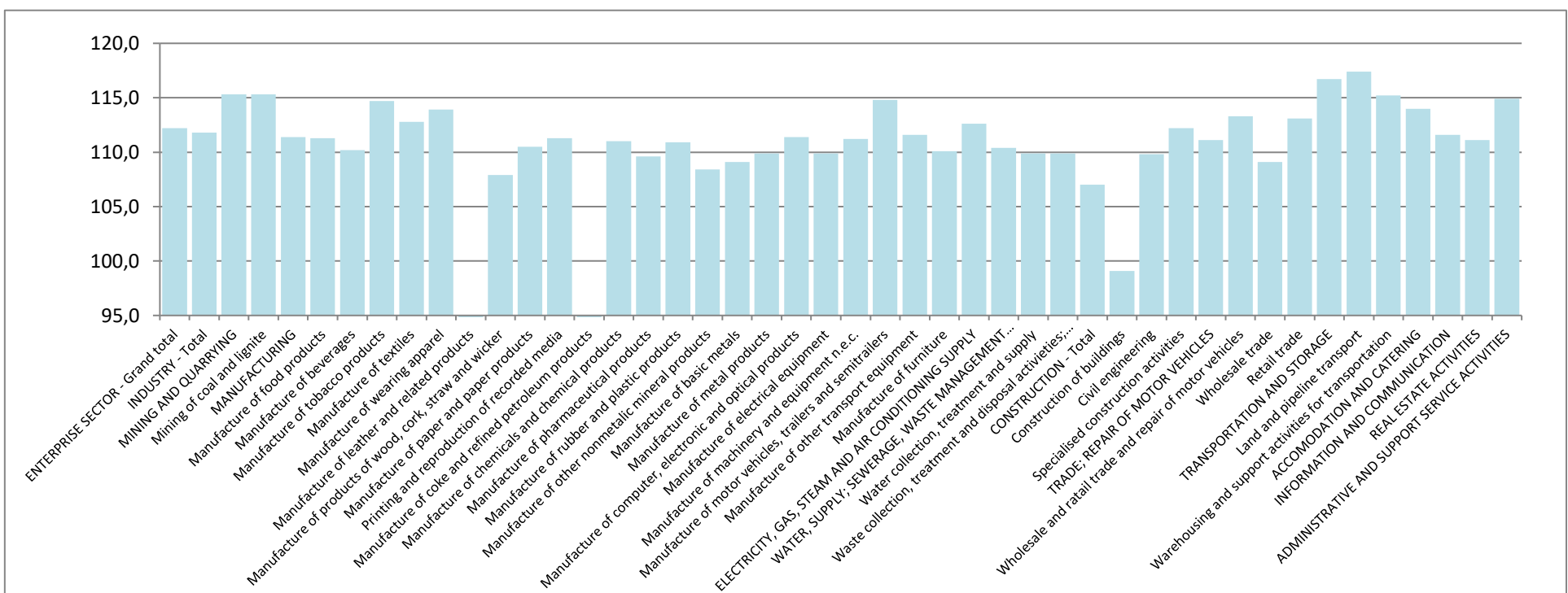
	Employment				Wages				
	2023 VIII		2023 I-VIII		2023 VIII		2023 I-VIII		Average
	in thous.	Corresp. = 100	in thous.	Corresp. = 100	PLN	Corresp. = 100	PLN	Corresp. = 100	
ENTERPRISE SECTOR - Grand total	6502	100,0	6531	100,5	7369	111,9	7322	112,2	100,0
INDUSTRY - Total	2734	99,1	2752	99,3	7274	112,5	7226	111,8	98,7
MINING AND QUARRYING	124	102,0	123	101,2	11323	113,9	11863	115,3	162,0
Mining of coal and lignite	72	102,6	72	101,8	11654	127,2	12609	115,3	172,2
MANUFACTURING	2359	98,8	2378	99,1	6934	111,7	6880	111,4	94,0
Manufacture of food products	378	99,7	378	99,6	6189	111,0	6109	111,3	83,4
Manufacture of beverages	21	101,1	21	100,7	8424	110,4	8621	110,2	117,7
Manufacture of tobacco products	8	100,3	8	98,9	9200	113,8	9905	114,7	135,3
Manufacture of textiles	42	93,4	43	92,6	5534	114,5	5382	112,8	73,5
Manufacture of wearing apparel	46	95,9	47	97,7	4700	114,1	4613	113,9	63,0
Manufacture of leather and related products									
Manufacture of products of wood, cork, straw and wicker	95	94,8	97	95,4	5693	107,8	5570	107,9	76,1
Manufacture of paper and paper products	63	99,1	64	99,8	7497	112,1	7396	110,5	101,0
Printing and reproduction of recorded media	38	99,1	38	100,0	7276	111,5	7192	111,3	98,2
Manufacture of coke and refined petroleum products									
Manufacture of chemicals and chemical products	82	100,7	82	101,0	7893	114,7	7918	111,0	108,1
Manufacture of pharmaceutical products	27	102,7	27	102,1	9099	106,5	9526	109,6	130,1
Manufacture of rubber and plastic products	215	98,0	217	98,6	6971	112,2	6854	110,9	93,6
Manufacture of other nonmetallic mineral products	121	95,9	122	96,0	7248	108,5	7175	108,4	98,0
Manufacture of basic metals	63	98,9	64	99,1	7583	110,6	7540	109,1	103,0
Manufacture of metal products	292	98,2	295	98,6	6577	109,5	6455	109,9	88,2
Manufacture of computer, electronic and optical products	60	105,0	60	105,7	7561	112,0	7503	111,4	102,5
Manufacture of electrical equipment	125	101,1	126	102,5	7425	110,5	7512	109,9	102,6
Manufacture of machinery and equipment n.e.c.	126	101,0	127	101,7	7394	110,6	7344	111,2	100,3
Manufacture of motor vehicles, trailers and semitrailers	199	101,3	201	102,1	7749	113,5	7879	114,8	107,6
Manufacture of other transport equipment	53	101,4	53	102,2	8056	113,3	8056	111,6	110,0
Manufacture of furniture	149	93,0	152	92,8	5487	112,8	5385	110,1	73,5
ELECTRICITY, GAS, STEAM AND AIR CONDITIONING SUPPLY	113	101,2	113	101,3	10976	120,1	10596	112,6	144,7
WATER, SUPPLY; SEWERAGE, WASTE MANAGEMENT AND REPAIR OF WATER SUPPLY	138	99,9	138	99,9	6419	111,1	6295	110,4	86,0
Water collection, treatment and supply	27	87,3	27	87,1	6483	111,3	6388	109,9	87,2
Waste collection, treatment and disposal activities; materials recovery	70	102,1	69	102,1	6272	109,3	6130	109,9	83,7
CONSTRUCTION - Total	418	98,4	420	98,5	7141	109,3	6874	107,0	93,9
Construction of buildings	140	96,2	142	97,1	6431	102,5	6185	99,1	84,5
Civil engineering	129	98,8	129	98,7	8148	110,6	7795	109,8	106,5
Specialised construction activities	149	100,2	149	99,8	6934	114,7	6736	112,2	92,0
TRADE; REPAIR OF MOTOR VEHICLES	1324	99,7	1326	100,2	6776	110,9	6790	111,1	92,7
Wholesale and retail trade and repair of motor vehicles	116	102,6	115	102,4	8018	113,0	7886	113,3	107,7
Wholesale trade	511	99,0	512	99,4	8107	109,7	8233	109,1	112,4
Retail trade	697	99,7	699	100,5	5595	111,7	5554	113,1	75,8
TRANSPORTATION AND STORAGE	667	102,0	673	102,6	7144	113,1	7011	116,7	95,7
Land and pipeline transport	413	101,6	417	102,7	7193	112,7	7084	117,4	96,7
Warehousing and support activities for transportation	176	104,7	177	104,2	7607	113,4	7414	115,2	101,2
ACCOMMODATION AND CATERING	133	104,4	130	105,8	5418	114,0	5314	114,0	72,6
INFORMATION AND COMMUNICATION	308	103,9	309	107,2	12212	109,1	12497	111,6	170,7
REAL ESTATE ACTIVITIES	91	100,6	91	100,7	7299	111,8	7259	111,1	99,1
ADMINISTRATIVE AND SUPPORT SERVICE ACTIVITIES	393	97,8	394	97,7	5718	115,8	5651	114,9	77,2

## Comparison of employment and salary levels in selected industries

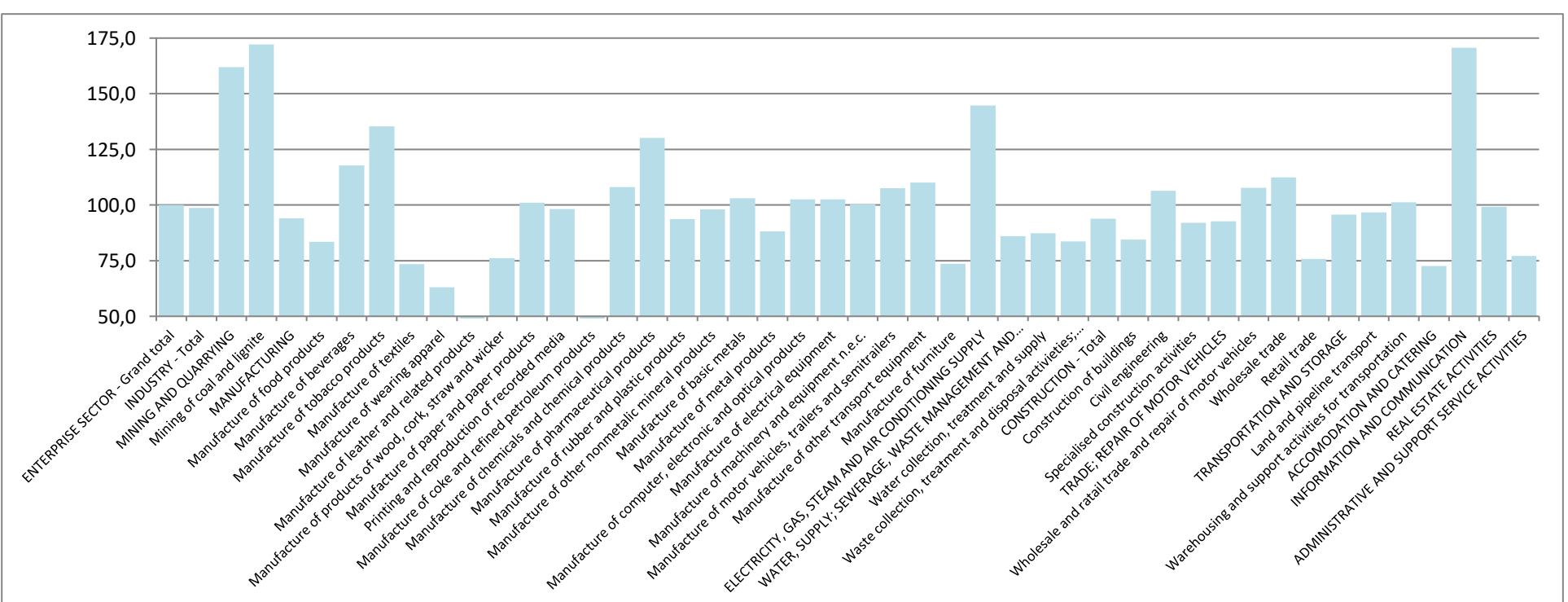
### Comparison of employment dynamics in industries in the period January - August 2023 - corresponding period = 100



### Comparison of wage dynamics in industries in the period January - August 2023 - corresponding period = 100



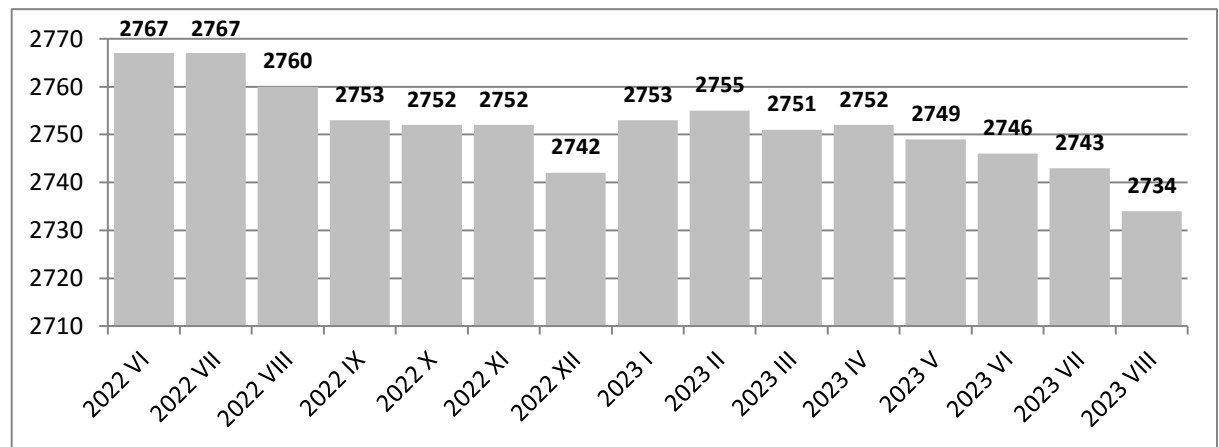
### Comparison of wages in industries in the period January - August 2023 - average for the enterprise sector = 100



## INDUSTRY - Total

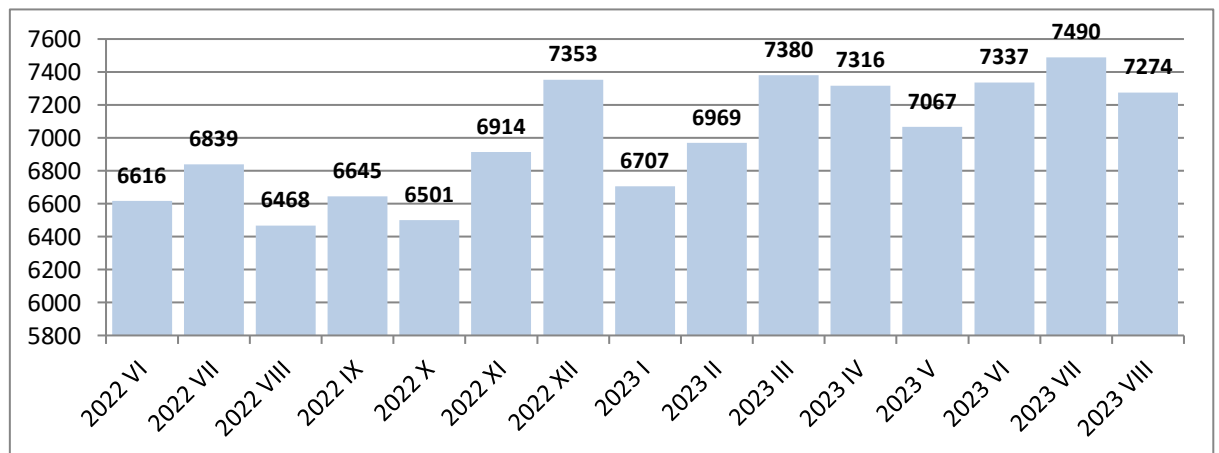
### Employment in thous.

<b>2023 VIII</b>	<b>2734</b>
Previous period = 100	99,7
Corresponding period = 100	99,1
<b>2023 I - VIII</b>	<b>2752</b>
Corresponding period = 100	99,3
<b>2022 I - VIII</b>	<b>2771</b>
<b>2022 I - XII</b>	<b>2768</b>
Corresponding period = 100	101,4
<b>2021 I - XII</b>	<b>2730</b>



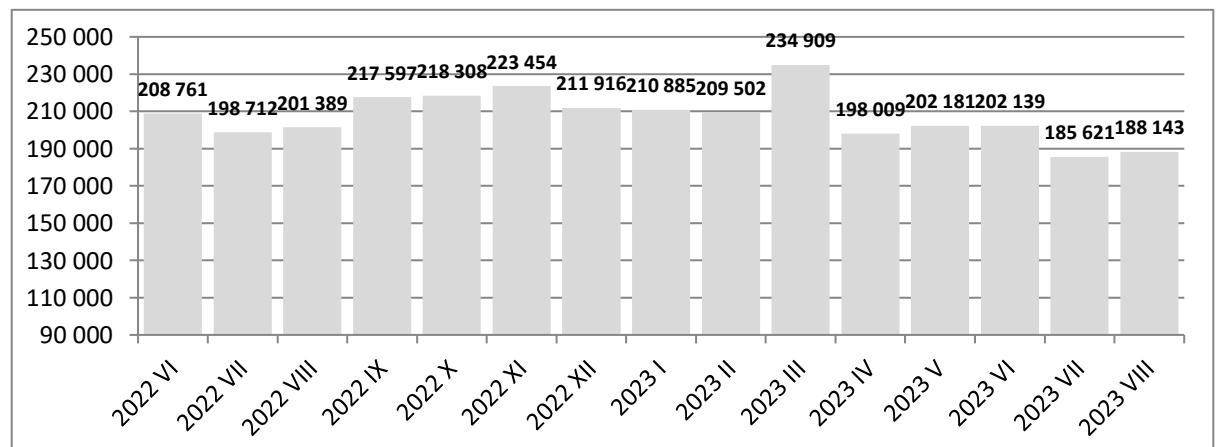
### Wages in PLN

<b>2023 VIII</b>	<b>7274</b>
Previous period = 100	97,1
Corresponding period = 100	112,5
<b>2023 I - VIII</b>	<b>7226</b>
Corresponding period = 100	111,8
<b>2022 I - VIII</b>	<b>6462</b>
<b>2022 I - XII</b>	<b>6599</b>
Corresponding period = 100	111,5
<b>2021 I - XII</b>	<b>5918</b>



### Sales million PLN

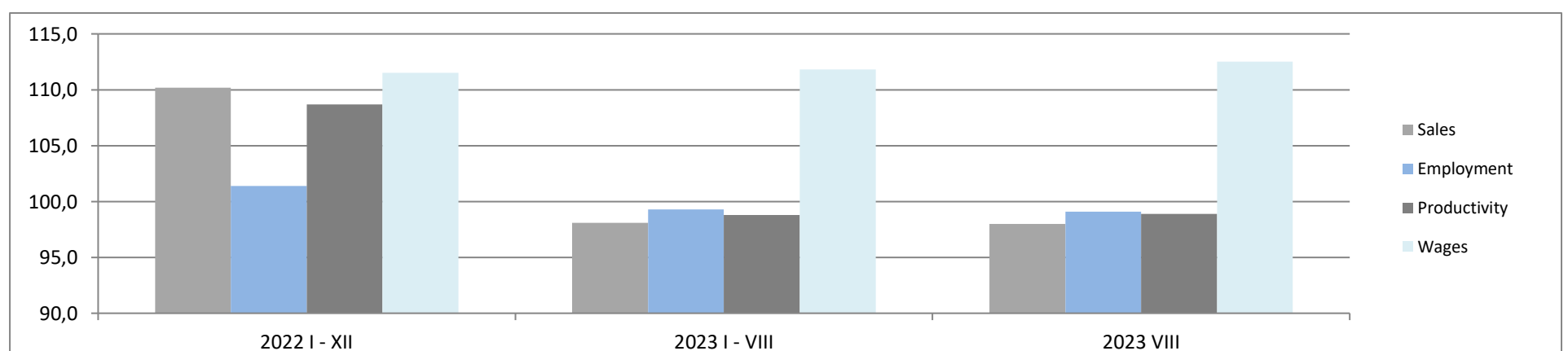
<b>2023 VIII</b>	<b>188 143</b>
Previous period = 100	101,0
Corresponding period = 100	98,0
<b>2023 I - VIII</b>	<b>1 637 257</b>
Corresponding period = 100	98,1
<b>2022 I - VIII</b>	<b>1 601 903</b>
<b>2022 I - XII</b>	<b>2 477 893</b>
Corresponding period = 100	110,2
<b>2021 I - XII</b>	<b>1 867 623</b>



### Compare key data

		<b>2021 I - XII</b>	<b>2022 I - XII</b>	<b>2022 I - VIII</b>	<b>2023 I - VIII</b>	<b>2023 VIII</b>
Sales	million PLN	1 867 623	2 477 893	1 601 903	1 637 257	188 143
Sales per employed	thous. PLN	684	895	578	595	69
Employment	in thous.	2730	2768	2771	2752	2734
Wages	in PLN	5918	6599	6462	7226	7274
			<b>2022 I - XII</b>		<b>2023 I - VIII</b>	<b>2023 VIII</b>
Sales	Corresponding period = 100		110,2		98,1	98,0
Employment	Corresponding period = 100		101,4		99,3	99,1
Productivity	Corresponding period = 100		108,7		98,8	98,9
Wages	Corresponding period = 100		111,5		111,8	112,5

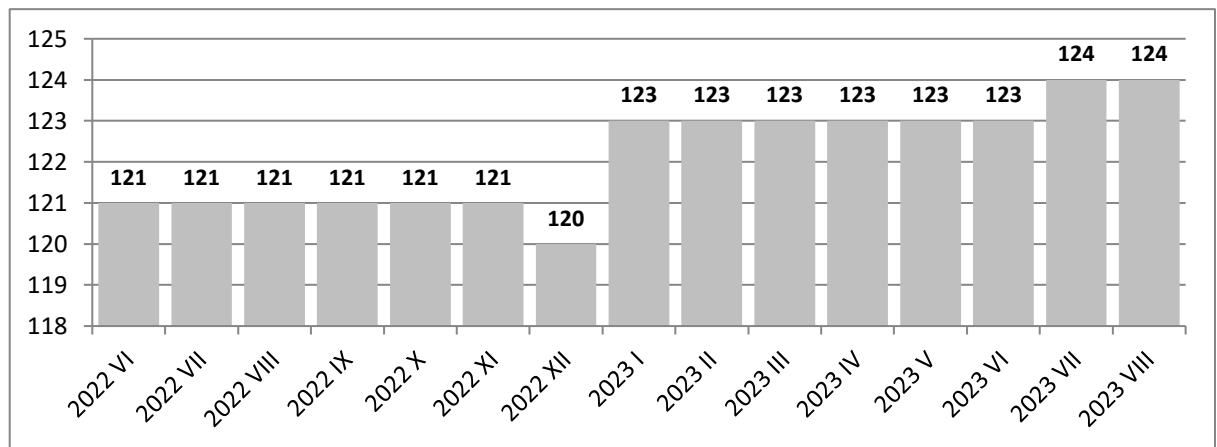
### Comparison of sales, employment, productivity and wage dynamics for selected periods (corresponding = 100)



## MINING AND QUARRYING

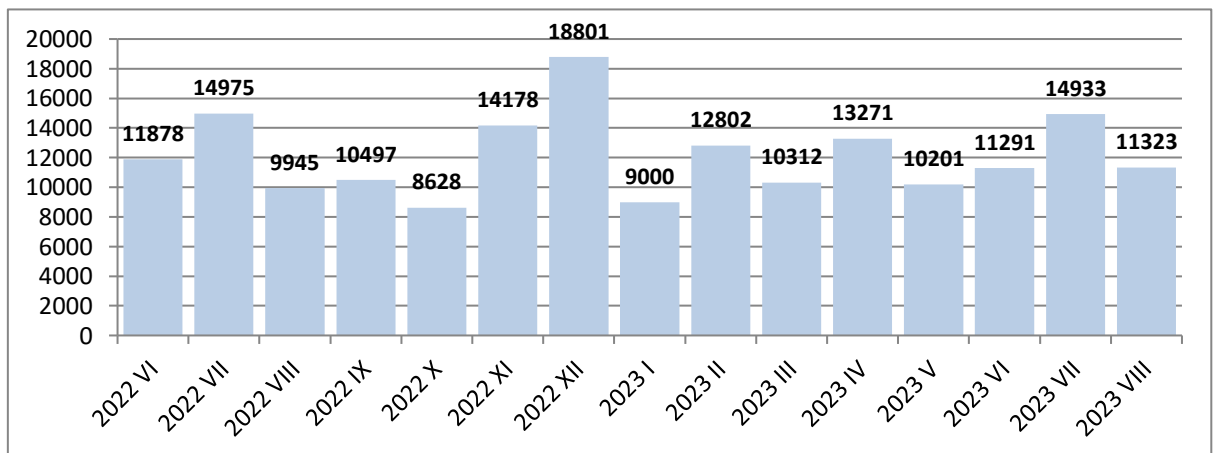
### Employment in thous.

<b>2023 VIII</b>	<b>124</b>
Previous period = 100	100,0
Corresponding period = 100	102,5
<b>2023 I - VIII</b>	<b>123</b>
Corresponding period = 100	100,8
<b>2022 I - VIII</b>	<b>122</b>
<b>2022 I - XII</b>	<b>121</b>
Corresponding period = 100	98,4
<b>2021 I - XII</b>	<b>123</b>



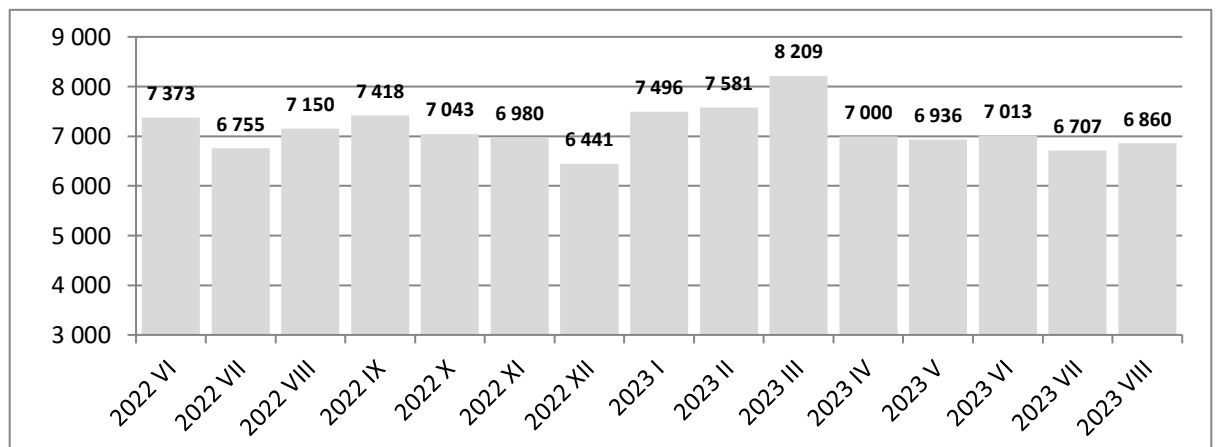
### Wages in PLN

<b>2023 VIII</b>	<b>11323</b>
Previous period = 100	75,8
Corresponding period = 100	113,9
<b>2023 I - VIII</b>	<b>11863</b>
Corresponding period = 100	115,3
<b>2022 I - VIII</b>	<b>10287</b>
<b>2022 I - XII</b>	<b>11174</b>
Corresponding period = 100	122,3
<b>2021 I - XII</b>	<b>9134</b>



### Sales million PLN

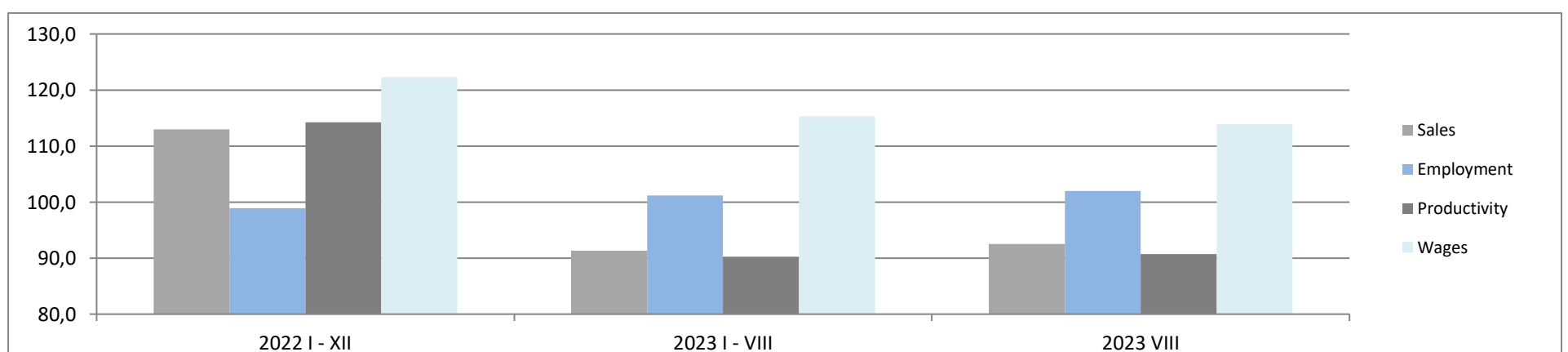
<b>2023 VIII</b>	<b>6 860</b>
Previous period = 100	102,2
Corresponding period = 100	92,5
<b>2023 I - VIII</b>	<b>57 940</b>
Corresponding period = 100	91,3
<b>2022 I - VIII</b>	<b>55 001</b>
<b>2022 I - XII</b>	<b>82 529</b>
Corresponding period = 100	113,0
<b>2021 I - XII</b>	<b>58 524</b>



### Compare key data

		<b>2021 I - XII</b>	<b>2022 I - XII</b>	<b>2022 I - VIII</b>	<b>2023 I - VIII</b>	<b>2023 VIII</b>
Sales	million PLN	58 524	82 529	55 001	57 940	6 860
Sales per employed	thous. PLN	476	682	451	471	55
Employment	in thous.	123	121	122	123	124
Wages	in PLN	9134	11174	10287	11863	11323
			<b>2022 I - XII</b>	<b>2023 I - VIII</b>	<b>2023 VIII</b>	
Sales	Corresponding period = 100		113,0	91,3	92,5	
Employment	Corresponding period = 100		98,9	101,2	102,0	
Productivity	Corresponding period = 100		114,3	90,2	90,7	
Wages	Corresponding period = 100		122,3	115,3	113,9	

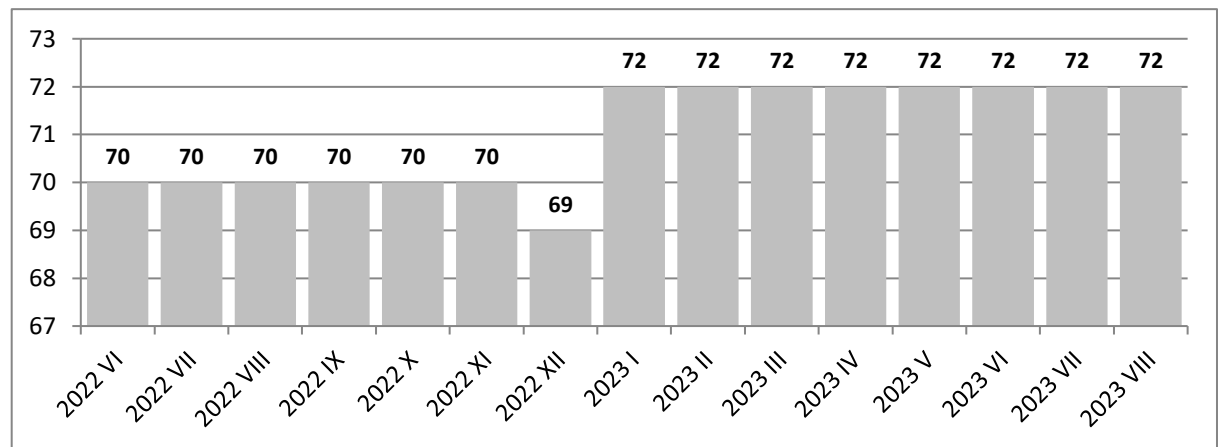
### Comparison of sales, employment, productivity and wage dynamics for selected periods (corresponding = 100)



## Mining of coal and lignite

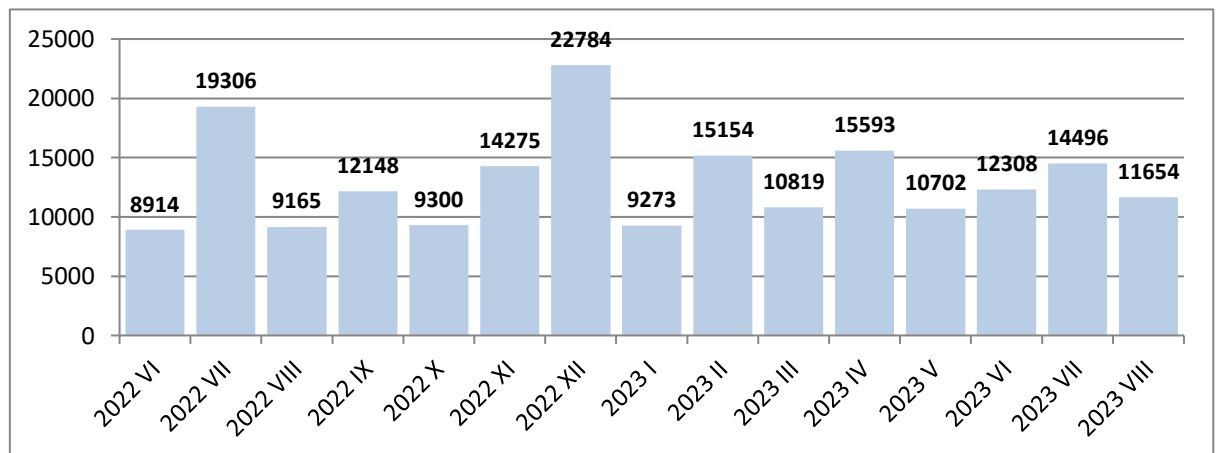
### Employment in thous.

<b>2023 VIII</b>	<b>72</b>
Previous period = 100	100,0
Corresponding period = 100	102,9
<b>2023 I - VIII</b>	<b>72</b>
Corresponding period = 100	102,9
<b>2022 I - VIII</b>	<b>70</b>
<b>2022 I - XII</b>	<b>70</b>
Corresponding period = 100	95,9
<b>2021 I - XII</b>	<b>73</b>



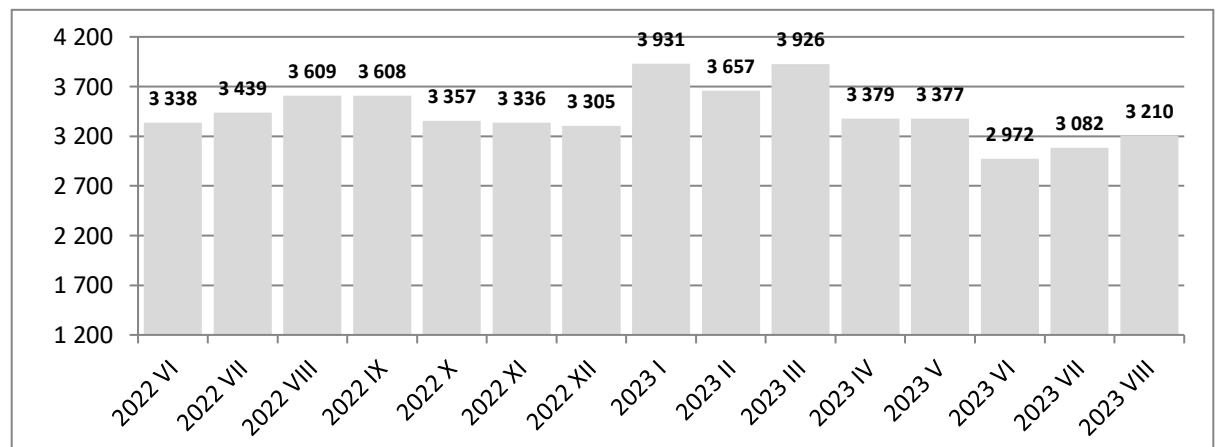
### Wages in PLN

<b>2023 VIII</b>	<b>11654</b>
Previous period = 100	80,4
Corresponding period = 100	127,2
<b>2023 I - VIII</b>	<b>12609</b>
Corresponding period = 100	115,3
<b>2022 I - VIII</b>	<b>10936</b>
<b>2022 I - XII</b>	<b>12136</b>
Corresponding period = 100	129,4
<b>2021 I - XII</b>	<b>9375</b>



### Sales million PLN

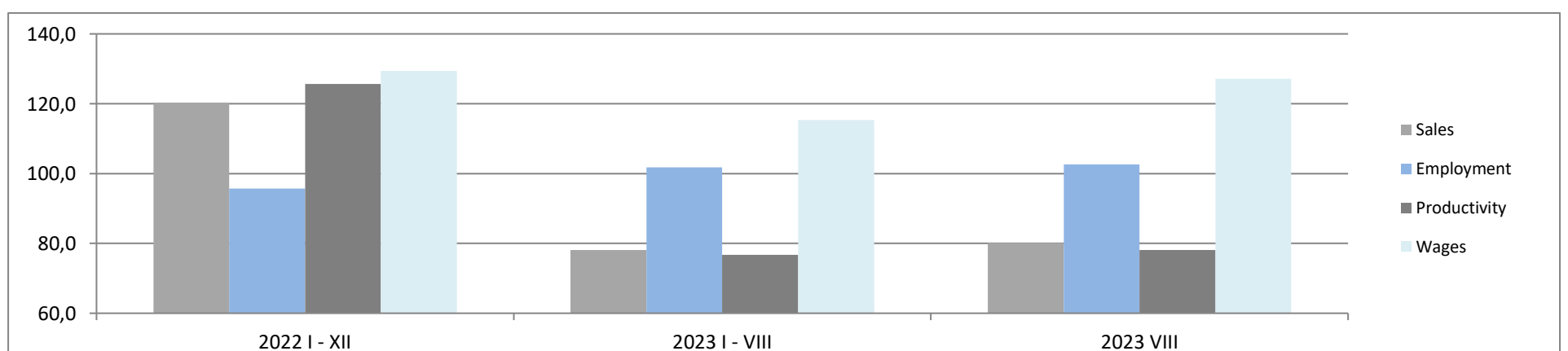
<b>2023 VIII</b>	<b>3 210</b>
Previous period = 100	105,8
Corresponding period = 100	80,1
<b>2023 I - VIII</b>	<b>27 453</b>
Corresponding period = 100	78,1
<b>2022 I - VIII</b>	<b>26 012</b>
<b>2022 I - XII</b>	<b>39 085</b>
Corresponding period = 100	120,3
<b>2021 I - XII</b>	<b>22 415</b>



### Compare key data

		<b>2021 I - XII</b>	<b>2022 I - XII</b>	<b>2022 I - VIII</b>	<b>2023 I - VIII</b>	<b>2023 VIII</b>
Sales	million PLN	22 415	39 085	26 012	27 453	3 210
Sales per employed	thous. PLN	307	558	372	381	45
Employment	in thous.	73	70	70	72	72
Wages	in PLN	9375	12136	10936	12609	11654
			<b>2022 I - XII</b>	<b>2023 I - VIII</b>	<b>2023 VIII</b>	
Sales	Corresponding period = 100		120,3	78,1	80,1	
Employment	Corresponding period = 100		95,7	101,8	102,6	
Productivity	Corresponding period = 100		125,7	76,7	78,1	
Wages	Corresponding period = 100		129,4	115,3	127,2	

### Comparison of sales, employment, productivity and wage dynamics for selected periods (corresponding = 100)

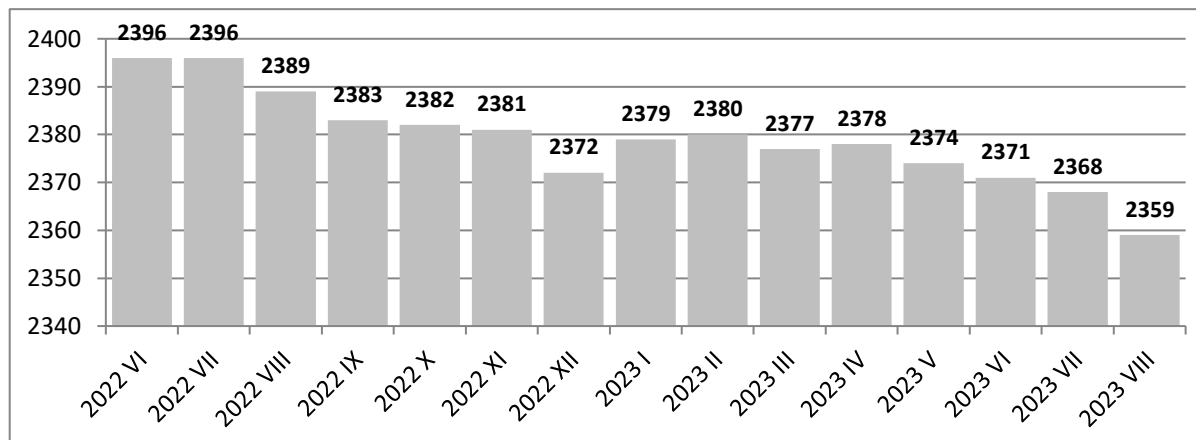




## MANUFACTURING

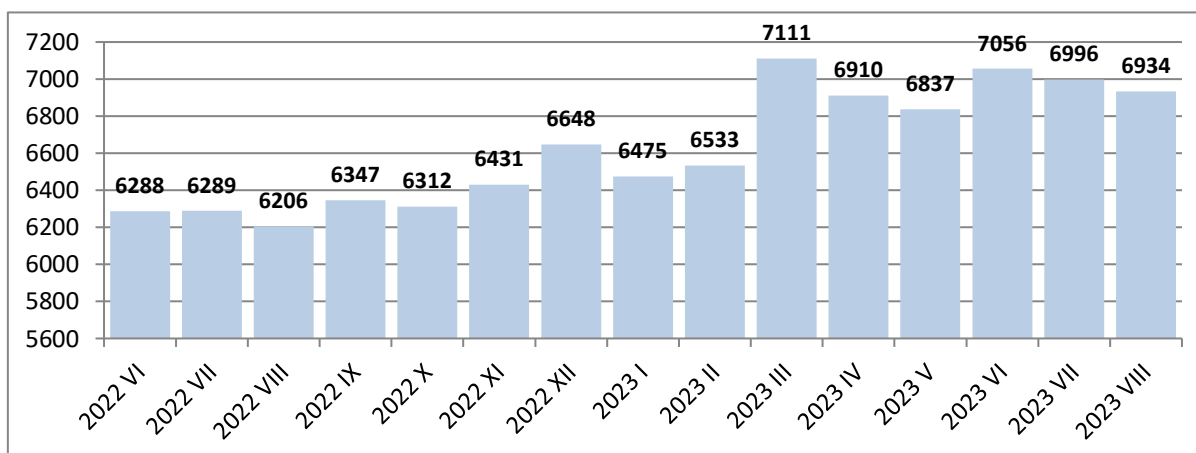
### Employment in thous.

<b>2023 VIII</b>	<b>2359</b>
Previous period = 100	99,6
Corresponding period = 100	98,7
<b>2023 I - VIII</b>	<b>2378</b>
Corresponding period = 100	99,1
<b>2022 I - VIII</b>	<b>2399</b>
<b>2022 I - XII</b>	<b>2397</b>
Corresponding period = 100	101,6
<b>2021 I - XII</b>	<b>2360</b>



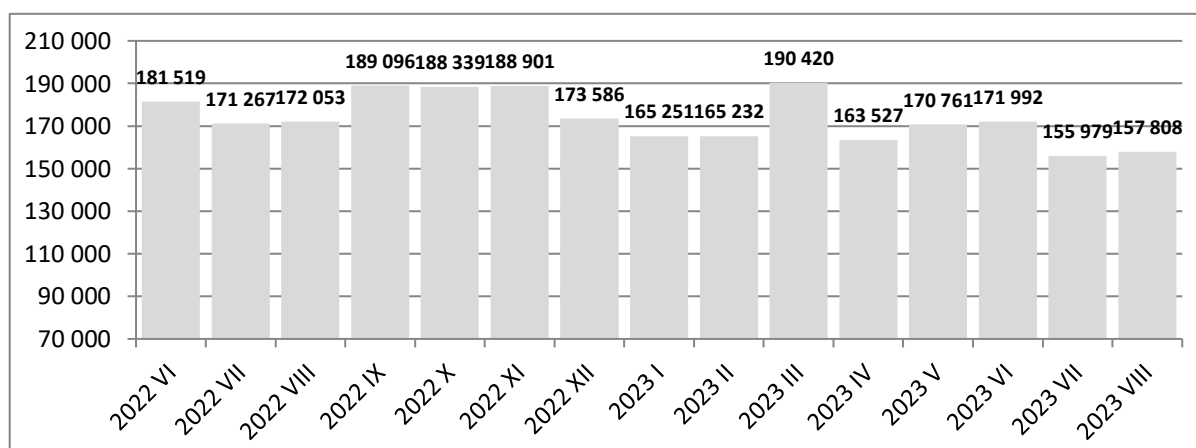
### Wages in PLN

<b>2023 VIII</b>	<b>6934</b>
Previous period = 100	99,1
Corresponding period = 100	111,7
<b>2023 I - VIII</b>	<b>6880</b>
Corresponding period = 100	111,4
<b>2022 I - VIII</b>	<b>6175</b>
<b>2022 I - XII</b>	<b>6268</b>
Corresponding period = 100	110,9
<b>2021 I - XII</b>	<b>5652</b>



### Sales million PLN

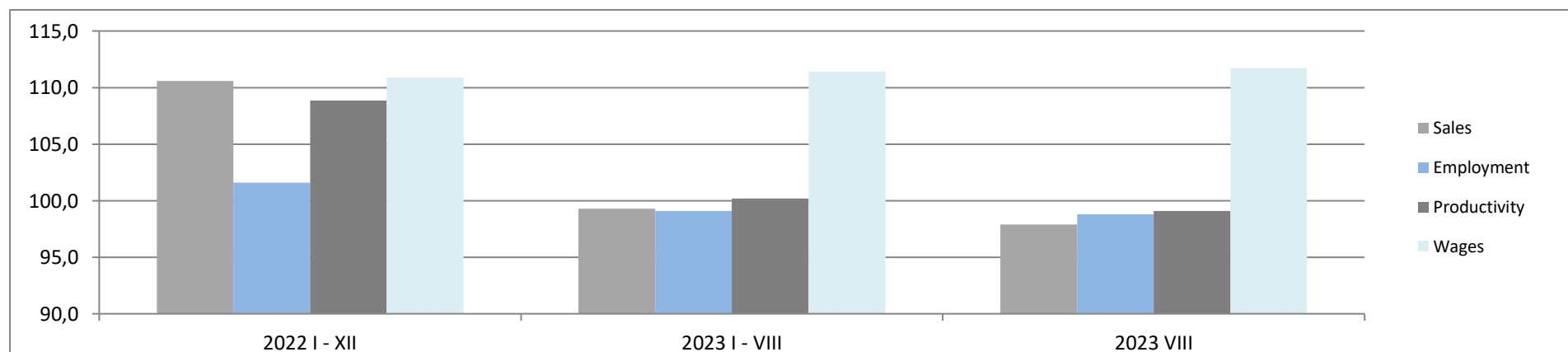
<b>2023 VIII</b>	<b>157 808</b>
Previous period = 100	100,8
Corresponding period = 100	97,9
<b>2023 I - VIII</b>	<b>1 351 233</b>
Corresponding period = 100	99,3
<b>2022 I - VIII</b>	<b>1 358 417</b>
<b>2022 I - XII</b>	<b>2 102 008</b>
Corresponding period = 100	110,6
<b>2021 I - XII</b>	<b>1 610 602</b>



### Compare key data

		<b>2021 I - XII</b>	<b>2022 I - XII</b>	<b>2022 I - VIII</b>	<b>2023 I - VIII</b>	<b>2023 VIII</b>
Sales	million PLN	1 610 602	2 102 008	1 358 417	1 351 233	157 808
Sales per employed	thous. PLN	682	877	566	568	67
Employment	in thous.	2360	2397	2399	2378	2359
Wages	in PLN	5652	6268	6175	6880	6934
			<b>2022 I - XII</b>	<b>2023 I - VIII</b>	<b>2023 VIII</b>	
Sales	Corresponding period = 100		110,6	99,3	97,9	
Employment	Corresponding period = 100		101,6	99,1	98,8	
Productivity	Corresponding period = 100		108,9	100,2	99,1	
Wages	Corresponding period = 100		110,9	111,4	111,7	

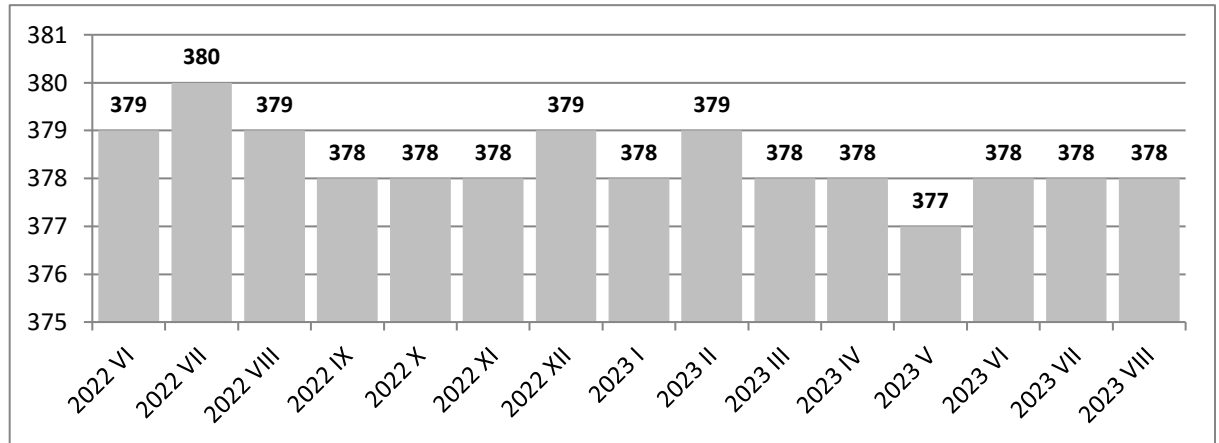
### Comparison of sales, employment, productivity and wage dynamics for selected periods (corresponding = 100)



## Manufacture of food products

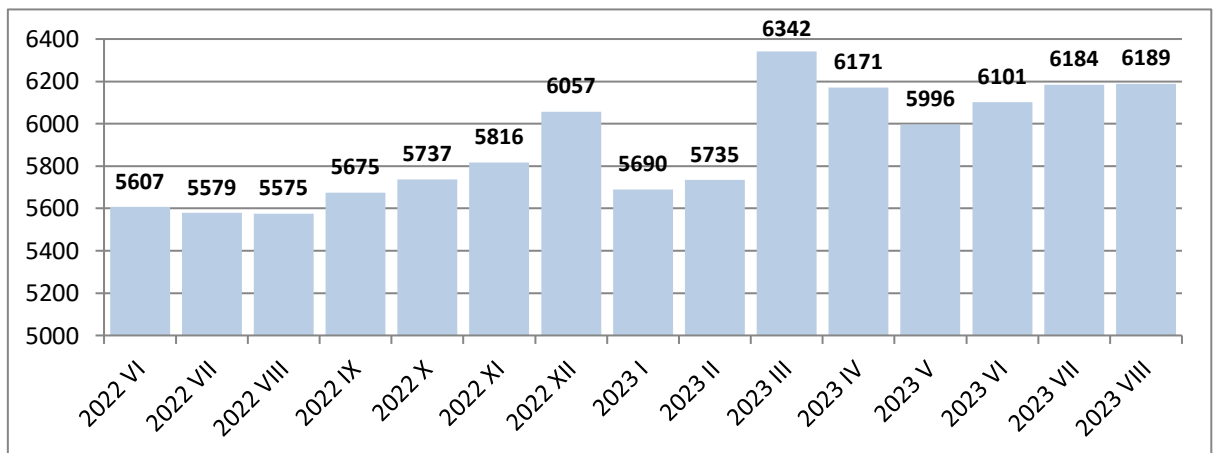
### Employment in thous.

<b>2023 VIII</b>	<b>378</b>
Previous period = 100	100,0
Corresponding period = 100	99,7
<b>2023 I - VIII</b>	<b>378</b>
Corresponding period = 100	99,7
<b>2022 I - VIII</b>	<b>379</b>
<b>2022 I - XII</b>	<b>379</b>
Corresponding period = 100	100,0
<b>2021 I - XII</b>	<b>379</b>



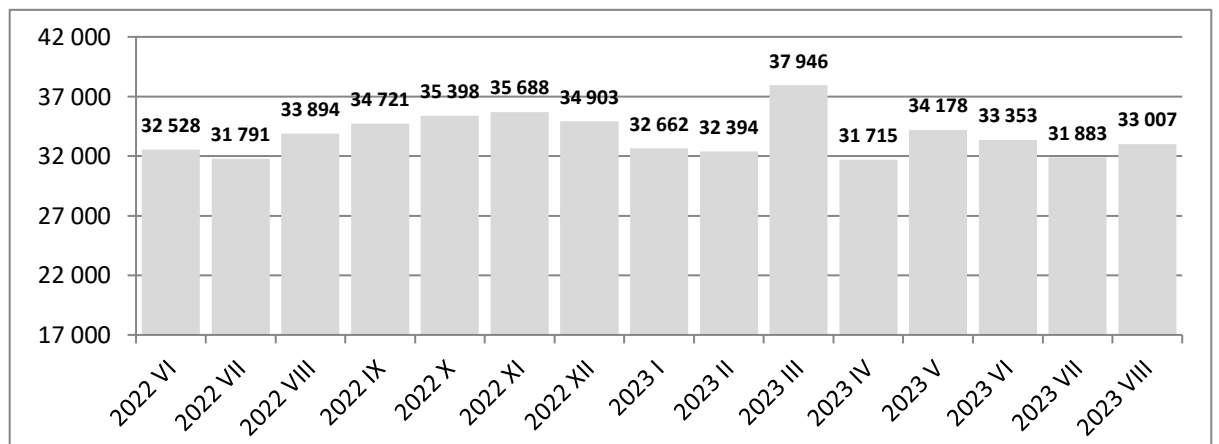
### Wages in PLN

<b>2023 VIII</b>	<b>6189</b>
Previous period = 100	100,1
Corresponding period = 100	111,0
<b>2023 I - VIII</b>	<b>6109</b>
Corresponding period = 100	111,3
<b>2022 I - VIII</b>	<b>5487</b>
<b>2022 I - XII</b>	<b>5603</b>
Corresponding period = 100	112,7
<b>2021 I - XII</b>	<b>4974</b>



### Sales million PLN

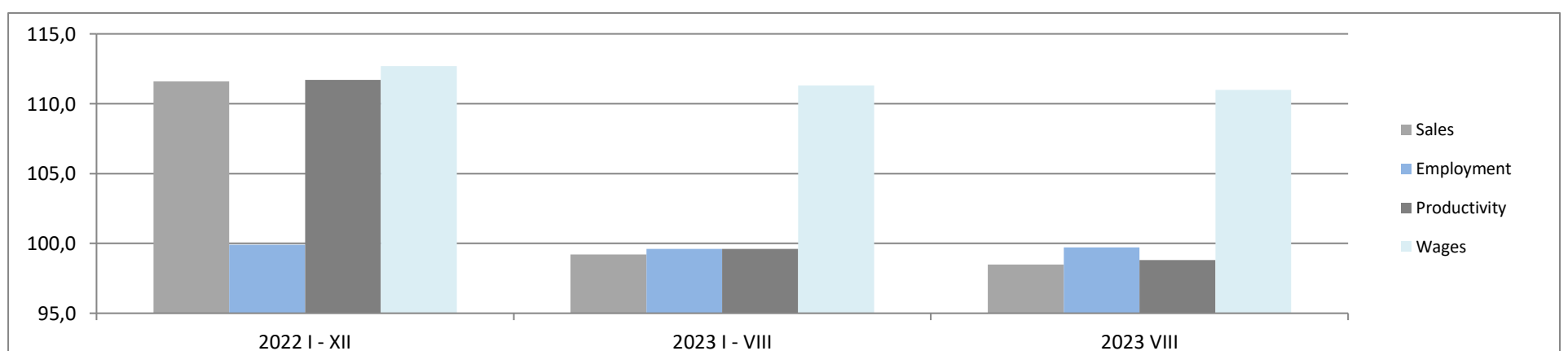
<b>2023 VIII</b>	<b>33 007</b>
Previous period = 100	104,1
Corresponding period = 100	98,5
<b>2023 I - VIII</b>	<b>266 564</b>
Corresponding period = 100	99,2
<b>2022 I - VIII</b>	<b>247 954</b>
<b>2022 I - XII</b>	<b>388 528</b>
Corresponding period = 100	111,6
<b>2021 I - XII</b>	<b>279 397</b>



### Compare key data

		<b>2021 I - XII</b>	<b>2022 I - XII</b>	<b>2022 I - VIII</b>	<b>2023 I - VIII</b>	<b>2023 VIII</b>
Sales	million PLN	279 397	388 528	247 954	266 564	33 007
Sales per employed	thous. PLN	737	1025	654	705	87
Employment	in thous.	379	379	379	378	378
Wages	in PLN	4974	5603	5487	6109	6189
			<b>2022 I - XII</b>	<b>2023 I - VIII</b>	<b>2023 VIII</b>	
Sales	Corresponding period = 100		111,6	99,2	98,5	
Employment	Corresponding period = 100		99,9	99,6	99,7	
Productivity	Corresponding period = 100		111,7	99,6	98,8	
Wages	Corresponding period = 100		112,7	111,3	111,0	

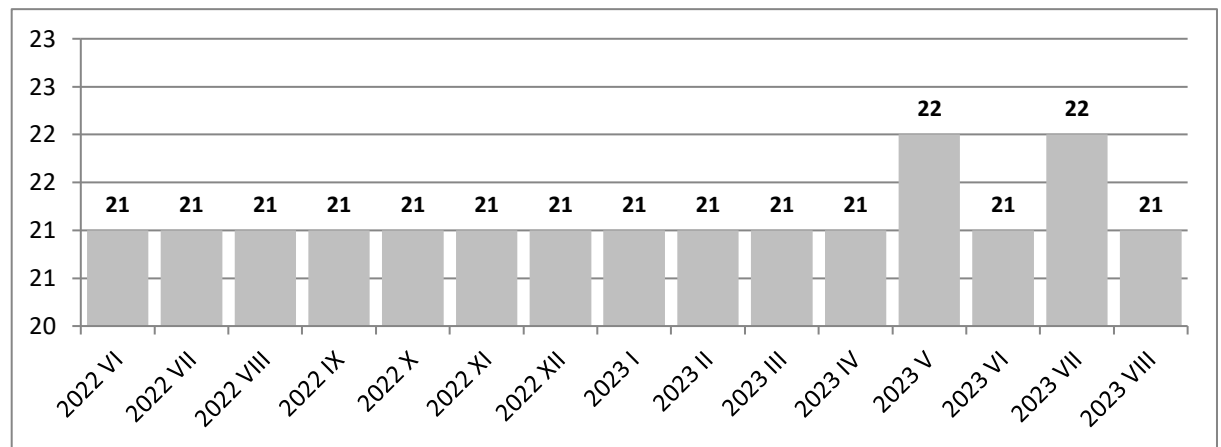
### Comparison of sales, employment, productivity and wage dynamics for selected periods (corresponding = 100)



## Manufacture of beverages

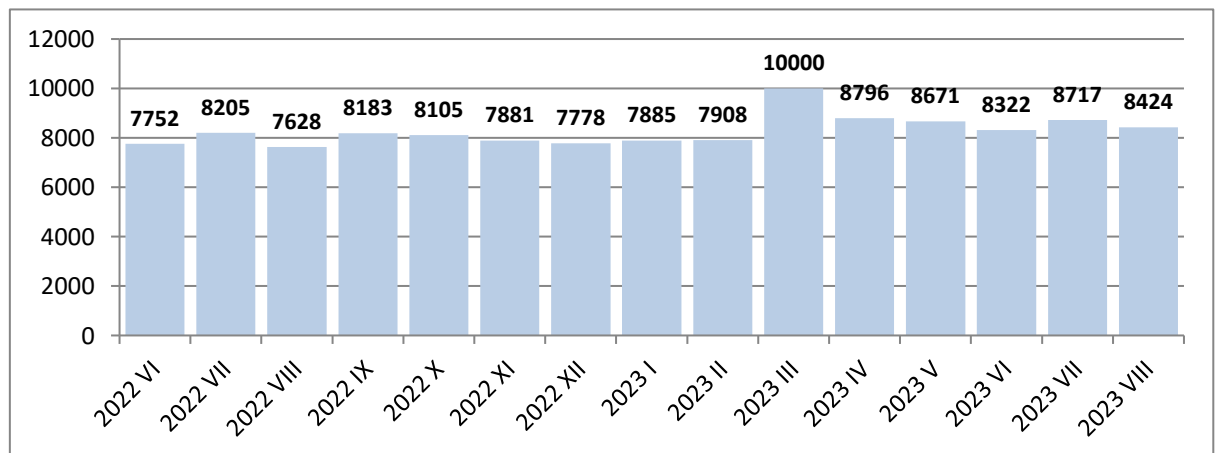
### Employment in thous.

<b>2023 VIII</b>	<b>21</b>
Previous period = 100	95,5
Corresponding period = 100	100,0
<b>2023 I - VIII</b>	<b>21</b>
Corresponding period = 100	100,0
<b>2022 I - VIII</b>	<b>21</b>
<b>2022 I - XII</b>	<b>21</b>
Corresponding period = 100	100,0
<b>2021 I - XII</b>	<b>21</b>



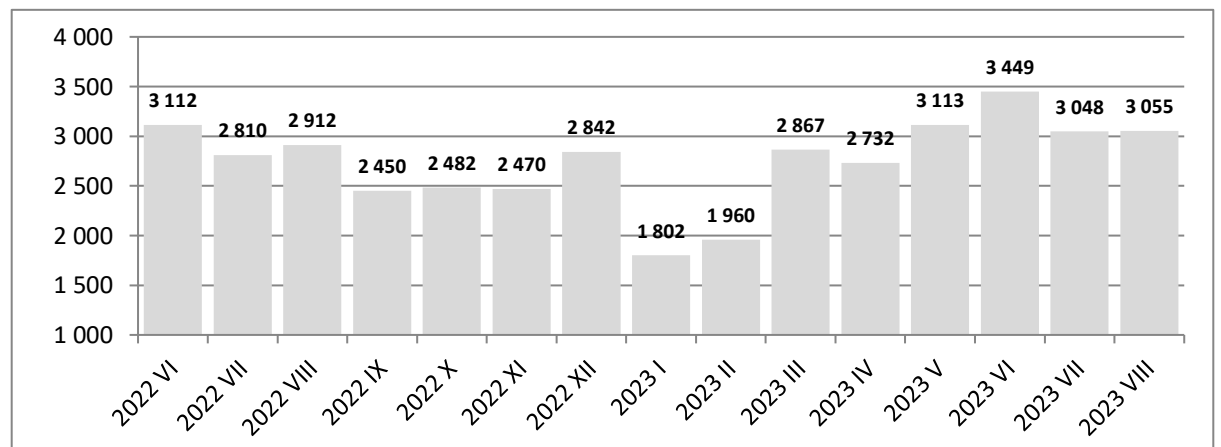
### Wages in PLN

<b>2023 VIII</b>	<b>8424</b>
Previous period = 100	96,6
Corresponding period = 100	110,4
<b>2023 I - VIII</b>	<b>8621</b>
Corresponding period = 100	110,2
<b>2022 I - VIII</b>	<b>7826</b>
<b>2022 I - XII</b>	<b>7883</b>
Corresponding period = 100	108,6
<b>2021 I - XII</b>	<b>7261</b>



### Sales million PLN

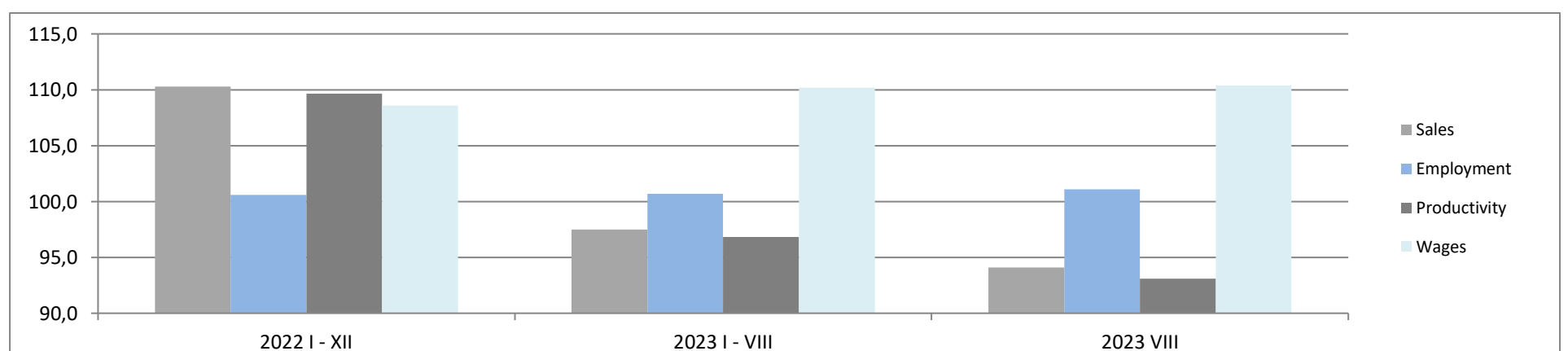
<b>2023 VIII</b>	<b>3 055</b>
Previous period = 100	100,1
Corresponding period = 100	94,1
<b>2023 I - VIII</b>	<b>21 852</b>
Corresponding period = 100	97,5
<b>2022 I - VIII</b>	<b>19 481</b>
<b>2022 I - XII</b>	<b>29 564</b>
Corresponding period = 100	110,3
<b>2021 I - XII</b>	<b>24 195</b>



### Compare key data

		<b>2021 I - XII</b>	<b>2022 I - XII</b>	<b>2022 I - VIII</b>	<b>2023 I - VIII</b>	<b>2023 VIII</b>
Sales	million PLN	24 195	29 564	19 481	21 852	3 055
Sales per employed	thous. PLN	1152	1408	928	1041	145
Employment	in thous.	21	21	21	21	21
Wages	in PLN	7261	7883	7826	8621	8424
			<b>2022 I - XII</b>	<b>2023 I - VIII</b>	<b>2023 VIII</b>	
Sales	Corresponding period = 100		110,3	97,5	94,1	
Employment	Corresponding period = 100		100,6	100,7	101,1	
Productivity	Corresponding period = 100		109,6	96,8	93,1	
Wages	Corresponding period = 100		108,6	110,2	110,4	

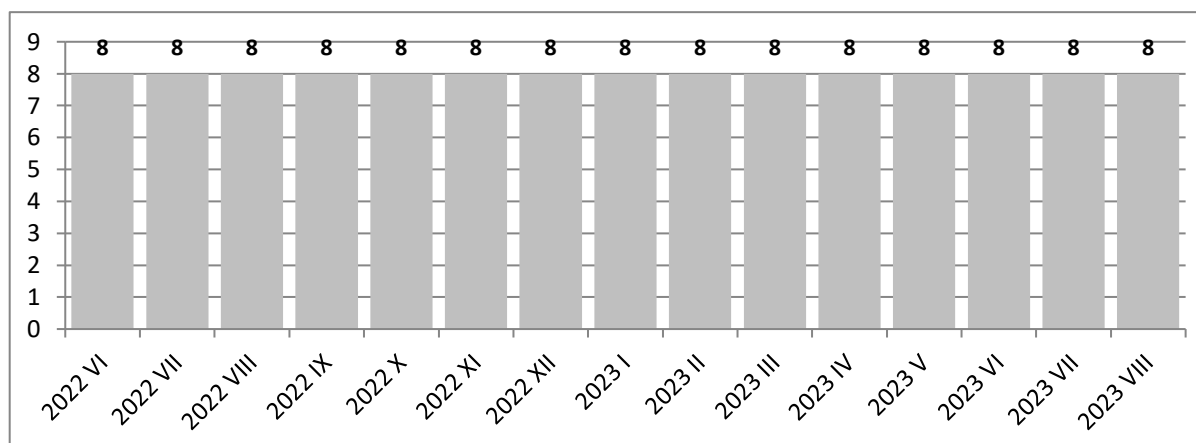
### Comparison of sales, employment, productivity and wage dynamics for selected periods (corresponding = 100)



## Manufacture of tobacco products

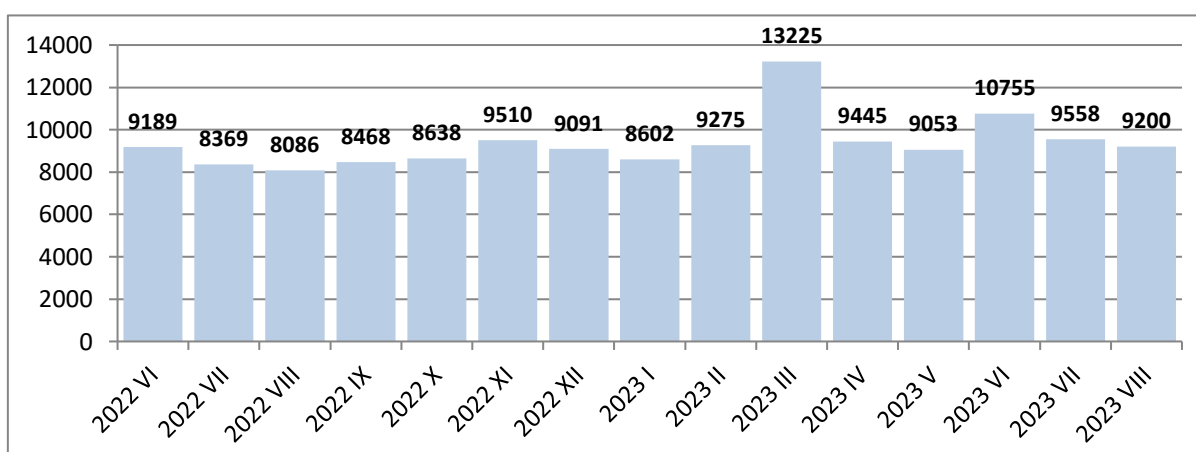
### Employment in thous.

<b>2023 VIII</b>	<b>8</b>
Previous period = 100	100,0
Corresponding period = 100	100,0
<b>2023 I - VIII</b>	<b>8</b>
Corresponding period = 100	100,0
<b>2022 I - VIII</b>	<b>8</b>
<b>2022 I - XII</b>	<b>8</b>
Corresponding period = 100	100,0
<b>2021 I - XII</b>	<b>8</b>



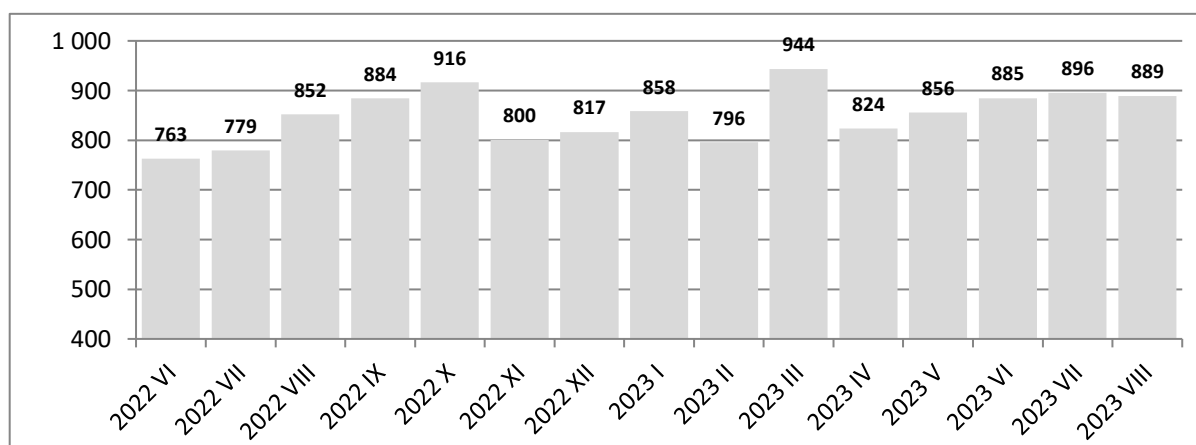
### Wages in PLN

<b>2023 VIII</b>	<b>9200</b>
Previous period = 100	96,3
Corresponding period = 100	113,8
<b>2023 I - VIII</b>	<b>9905</b>
Corresponding period = 100	114,7
<b>2022 I - VIII</b>	<b>8635</b>
<b>2022 I - XII</b>	<b>8705</b>
Corresponding period = 100	114,7
<b>2021 I - XII</b>	<b>7590</b>



### Sales million PLN

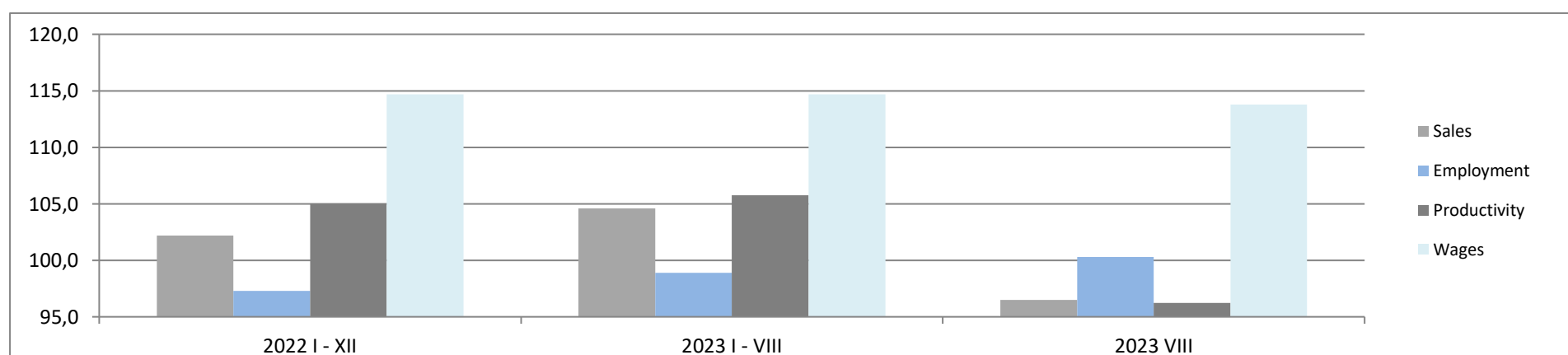
<b>2023 VIII</b>	<b>889</b>
Previous period = 100	97,7
Corresponding period = 100	96,5
<b>2023 I - VIII</b>	<b>6 982</b>
Corresponding period = 100	104,6
<b>2022 I - VIII</b>	<b>6 022</b>
<b>2022 I - XII</b>	<b>9 491</b>
Corresponding period = 100	102,2
<b>2021 I - XII</b>	<b>8 515</b>



### Compare key data

		<b>2021 I - XII</b>	<b>2022 I - XII</b>	<b>2022 I - VIII</b>	<b>2023 I - VIII</b>	<b>2023 VIII</b>
Sales	million PLN	8 515	9 491	6 022	6 982	889
Sales per employed	thous. PLN	1064	1186	753	873	111
Employment	in thous.	8	8	8	8	8
Wages	in PLN	7590	8705	8635	9905	9200
			<b>2022 I - XII</b>	<b>2023 I - VIII</b>	<b>2023 VIII</b>	
Sales	Corresponding period = 100		102,2	104,6	96,5	
Employment	Corresponding period = 100		97,3	98,9	100,3	
Productivity	Corresponding period = 100		105,0	105,8	96,2	
Wages	Corresponding period = 100		114,7	114,7	113,8	

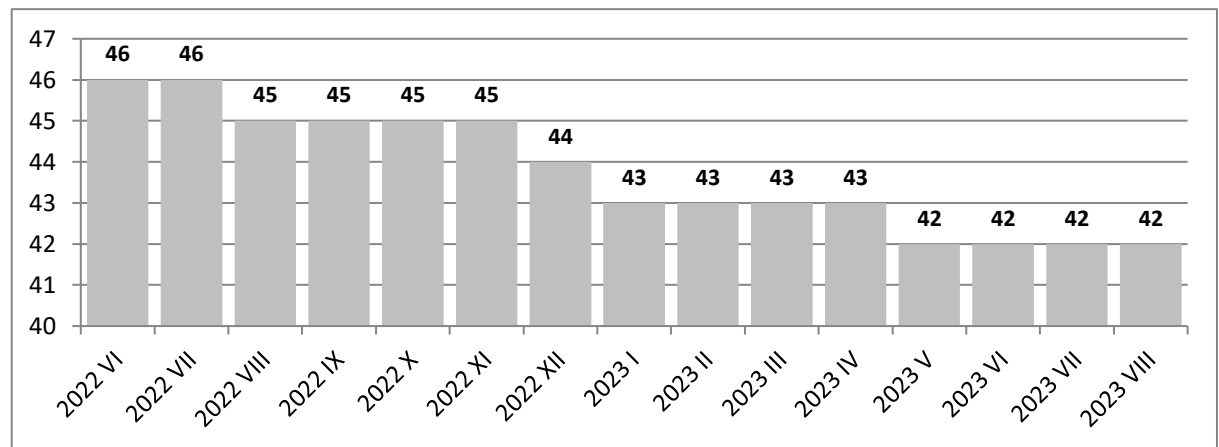
### Comparison of sales, employment, productivity and wage dynamics for selected periods (corresponding = 100)



## Manufacture of textiles

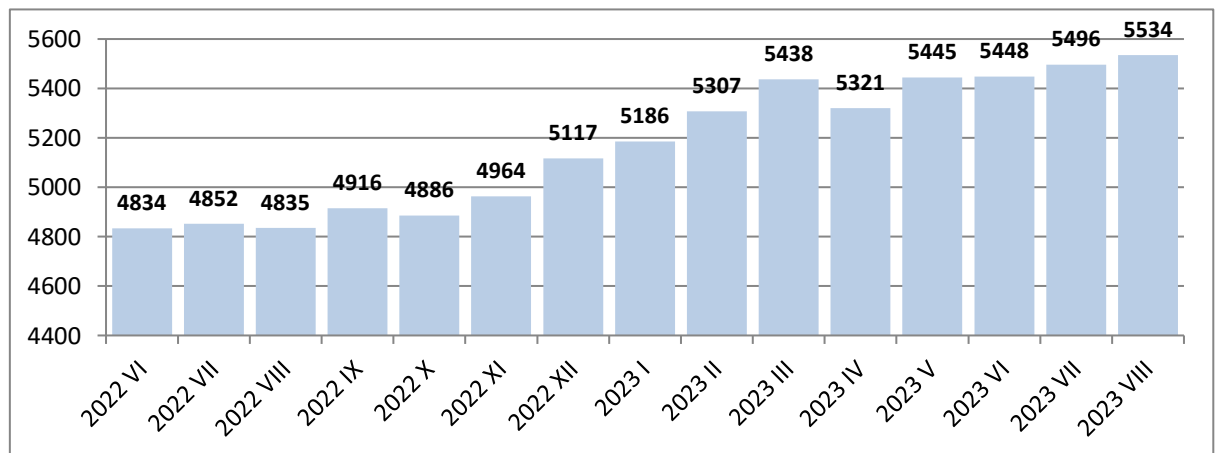
### Employment in thous.

<b>2023 VIII</b>	<b>42</b>
Previous period = 100	100,0
Corresponding period = 100	93,3
<b>2023 I - VIII</b>	<b>43</b>
Corresponding period = 100	93,5
<b>2022 I - VIII</b>	<b>46</b>
<b>2022 I - XII</b>	<b>46</b>
Corresponding period = 100	100,0
<b>2021 I - XII</b>	<b>46</b>



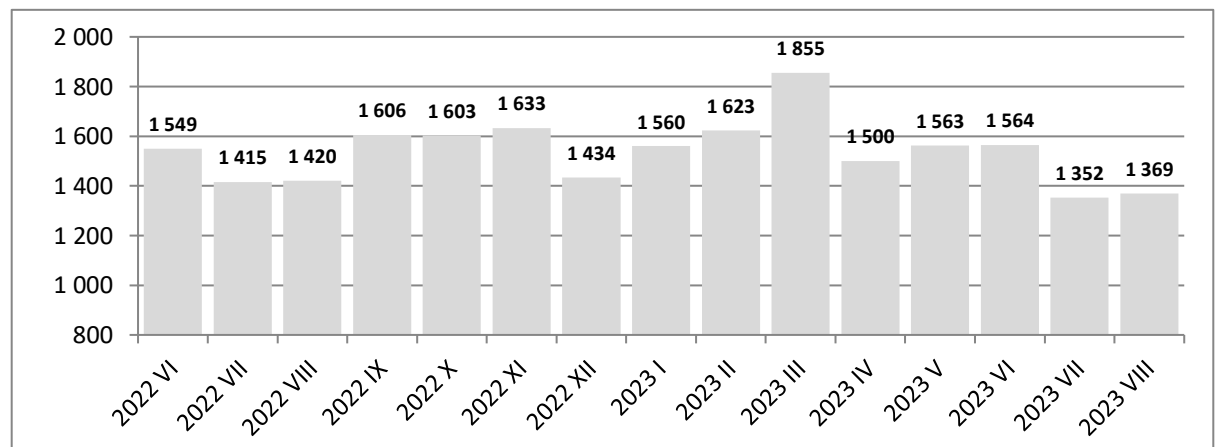
### Wages in PLN

<b>2023 VIII</b>	<b>5534</b>
Previous period = 100	100,7
Corresponding period = 100	114,5
<b>2023 I - VIII</b>	<b>5382</b>
Corresponding period = 100	112,8
<b>2022 I - VIII</b>	<b>4772</b>
<b>2022 I - XII</b>	<b>4834</b>
Corresponding period = 100	109,0
<b>2021 I - XII</b>	<b>4436</b>



### Sales million PLN

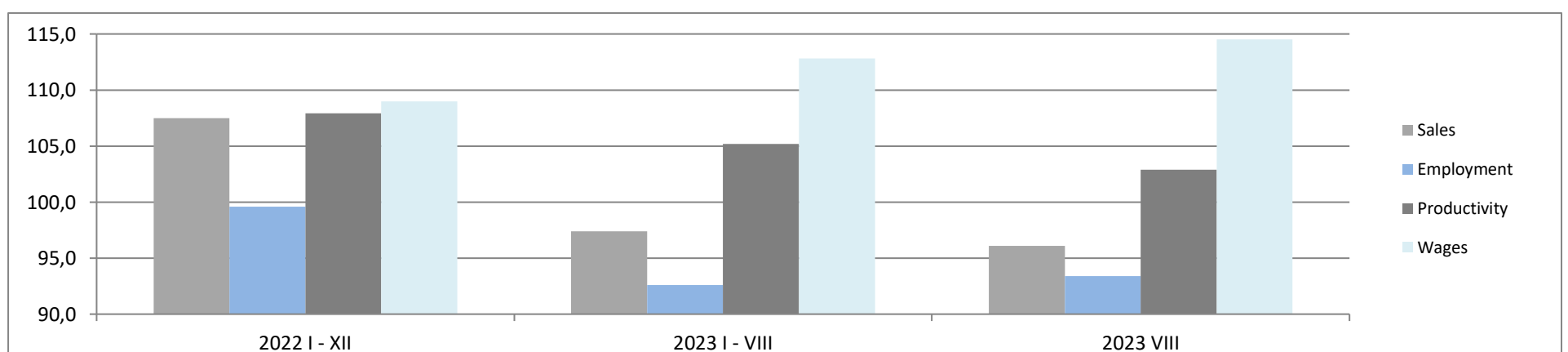
<b>2023 VIII</b>	<b>1 369</b>
Previous period = 100	101,3
Corresponding period = 100	96,1
<b>2023 I - VIII</b>	<b>12 429</b>
Corresponding period = 100	97,4
<b>2022 I - VIII</b>	<b>12 493</b>
<b>2022 I - XII</b>	<b>18 848</b>
Corresponding period = 100	107,5
<b>2021 I - XII</b>	<b>16 859</b>



### Compare key data

		<b>2021 I - XII</b>	<b>2022 I - XII</b>	<b>2022 I - VIII</b>	<b>2023 I - VIII</b>	<b>2023 VIII</b>
Sales	million PLN	16 859	18 848	12 493	12 429	1 369
Sales per employed	thous. PLN	366	410	272	289	33
Employment	in thous.	46	46	46	43	42
Wages	in PLN	4436	4834	4772	5382	5534
			<b>2022 I - XII</b>		<b>2023 I - VIII</b>	<b>2023 VIII</b>
Sales	Corresponding period = 100		107,5		97,4	96,1
Employment	Corresponding period = 100		99,6		92,6	93,4
Productivity	Corresponding period = 100		107,9		105,2	102,9
Wages	Corresponding period = 100		109,0		112,8	114,5

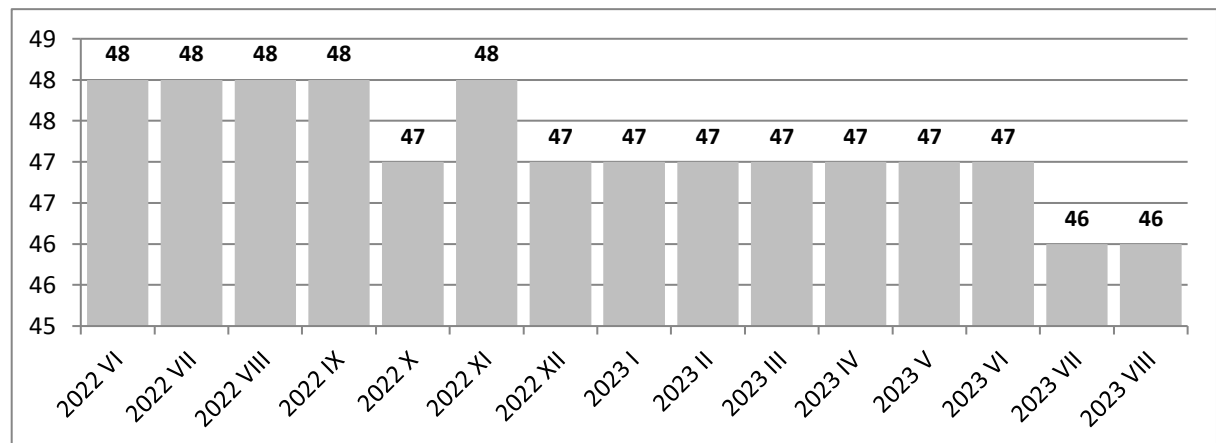
### Comparison of sales, employment, productivity and wage dynamics for selected periods (corresponding = 100)



## Manufacture of wearing apparel

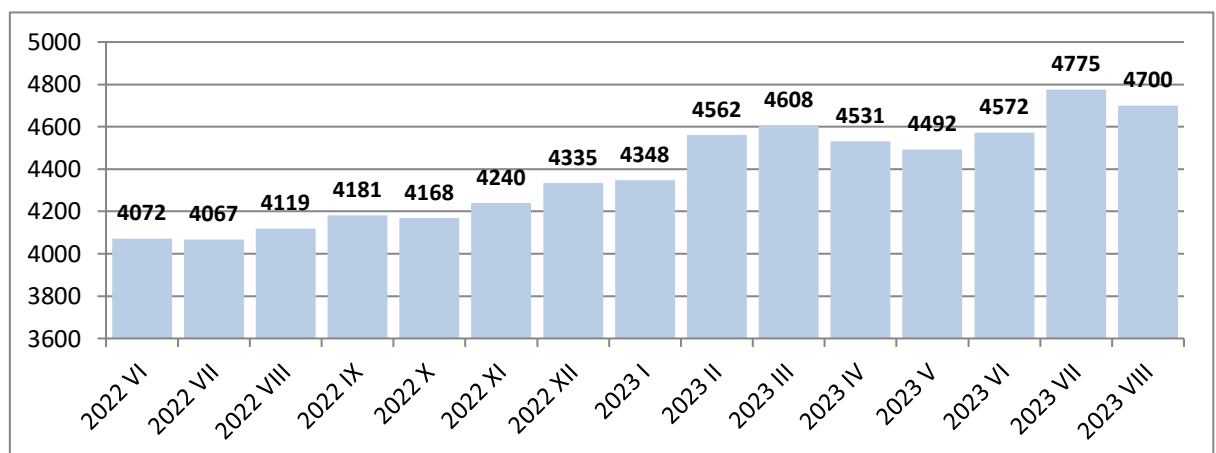
### Employment in thous.

<b>2023 VIII</b>	<b>46</b>
Previous period = 100	100,0
Corresponding period = 100	95,8
<b>2023 I - VIII</b>	<b>47</b>
Corresponding period = 100	95,9
<b>2022 I - VIII</b>	<b>49</b>
<b>2022 I - XII</b>	<b>48</b>
Corresponding period = 100	94,1
<b>2021 I - XII</b>	<b>51</b>



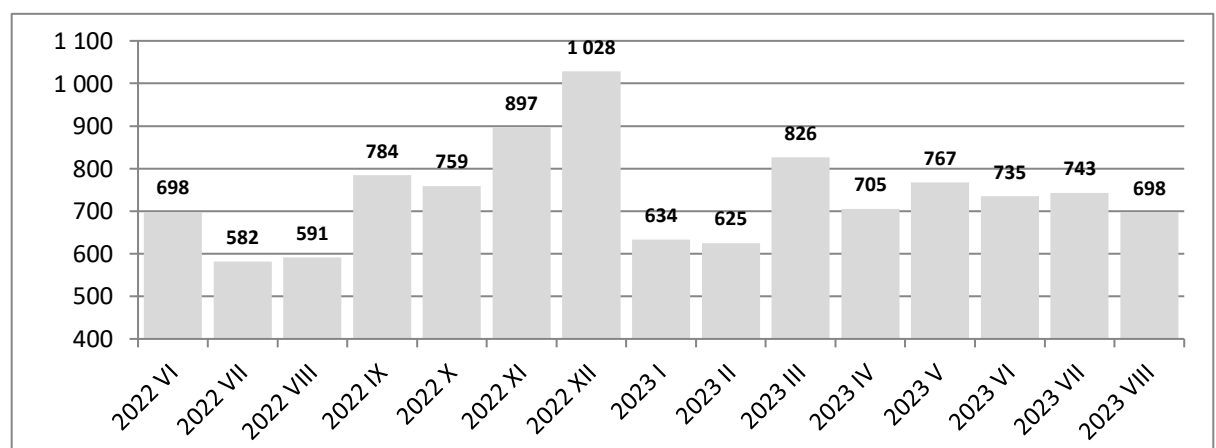
### Wages in PLN

<b>2023 VIII</b>	<b>4700</b>
Previous period = 100	98,4
Corresponding period = 100	114,1
<b>2023 I - VIII</b>	<b>4613</b>
Corresponding period = 100	113,9
<b>2022 I - VIII</b>	<b>4048</b>
<b>2022 I - XII</b>	<b>4139</b>
Corresponding period = 100	111,7
<b>2021 I - XII</b>	<b>3706</b>



### Sales million PLN

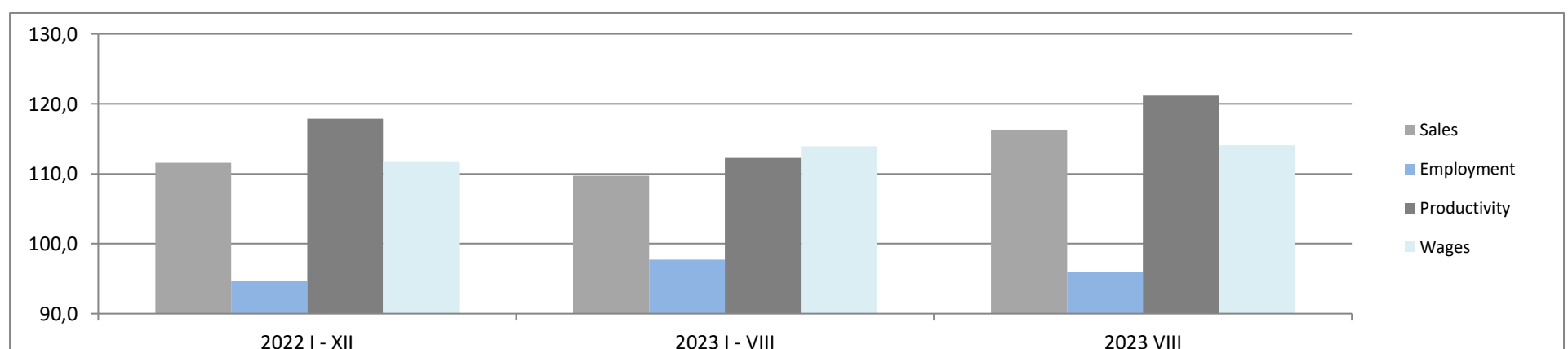
<b>2023 VIII</b>	<b>698</b>
Previous period = 100	94,2
Corresponding period = 100	116,2
<b>2023 I - VIII</b>	<b>5 846</b>
Corresponding period = 100	109,7
<b>2022 I - VIII</b>	<b>5 145</b>
<b>2022 I - XII</b>	<b>8 784</b>
Corresponding period = 100	111,6
<b>2021 I - XII</b>	<b>7 762</b>



### Compare key data

		<b>2021 I - XII</b>	<b>2022 I - XII</b>	<b>2022 I - VIII</b>	<b>2023 I - VIII</b>	<b>2023 VIII</b>
Sales	million PLN	7 762	8 784	5 145	5 846	698
Sales per employed	thous. PLN	152	183	105	124	15
Employment	in thous.	51	48	49	47	46
Wages	in PLN	3706	4139	4048	4613	4700
			<b>2022 I - XII</b>	<b>2023 I - VIII</b>	<b>2023 VIII</b>	
Sales	Corresponding period = 100		111,6	109,7	116,2	
Employment	Corresponding period = 100		94,7	97,7	95,9	
Productivity	Corresponding period = 100		117,8	112,3	121,2	
Wages	Corresponding period = 100		111,7	113,9	114,1	

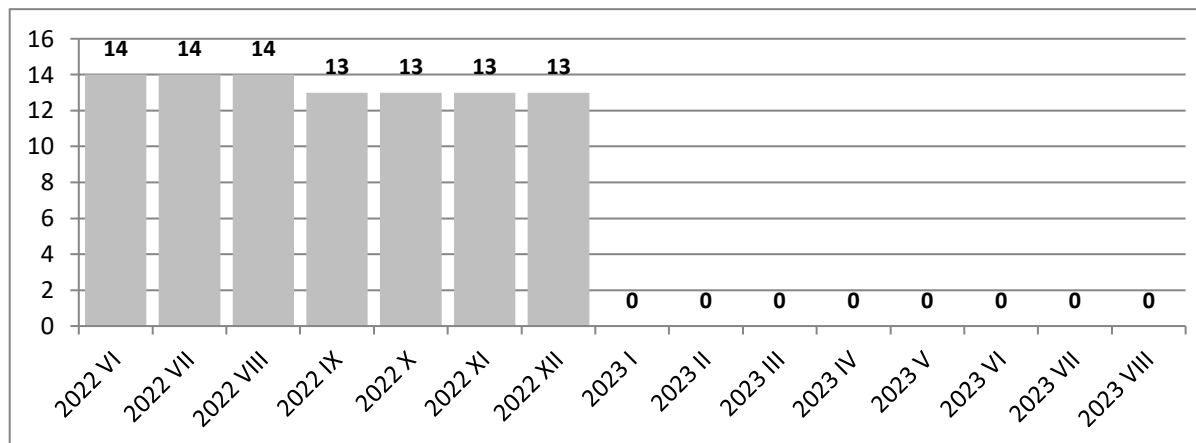
### Comparison of sales, employment, productivity and wage dynamics for selected periods (corresponding = 100)



## Manufacture of leather and related products

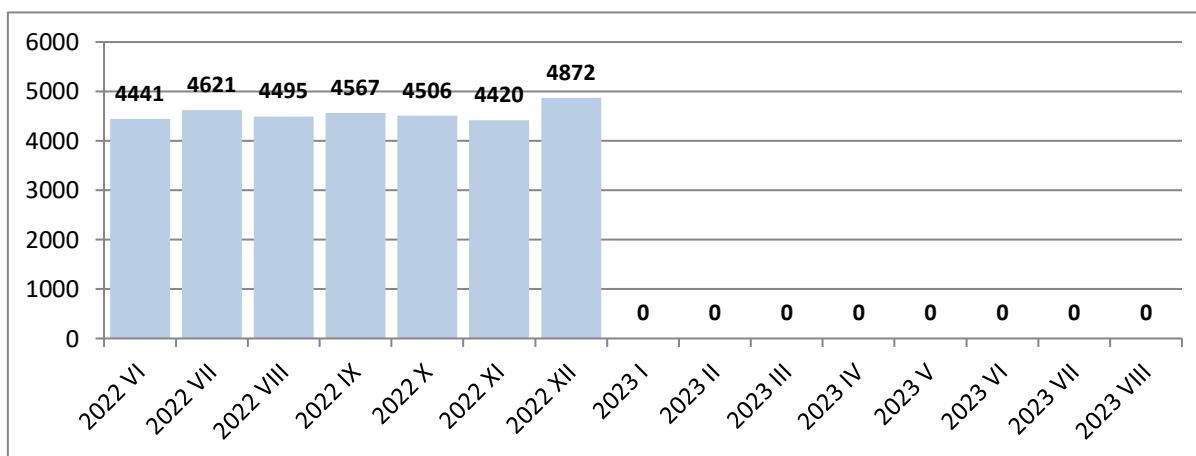
### Employment in thous.

<b>2023 VIII</b>	.	
Previous period = 100	.	
Corresponding period = 100	.	
<b>2023 I - VIII</b>	.	
Corresponding period = 100	.	
<b>2022 I - VIII</b>	.	<b>14</b>
<b>2022 I - XII</b>	.	<b>14</b>
Corresponding period = 100	.	93,3
<b>2021 I - XII</b>	.	<b>15</b>



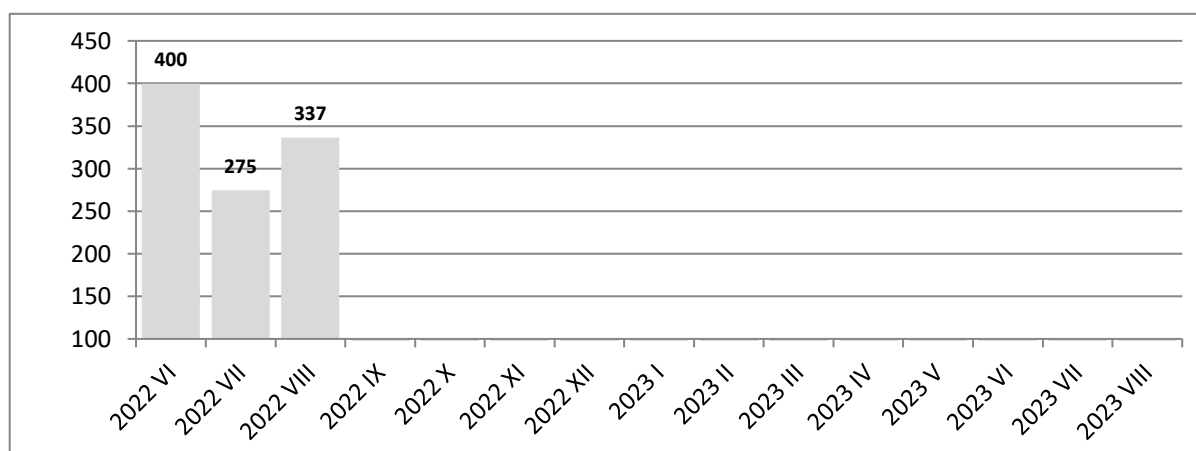
### Wages in PLN

<b>2023 VIII</b>	.	
Previous period = 100	.	
Corresponding period = 100	.	
<b>2023 I - VIII</b>	.	
Corresponding period = 100	.	
<b>2022 I - VIII</b>	.	<b>4393</b>
<b>2022 I - XII</b>	.	<b>4478</b>
Corresponding period = 100	.	113,0
<b>2021 I - XII</b>	.	<b>3964</b>



### Sales million PLN

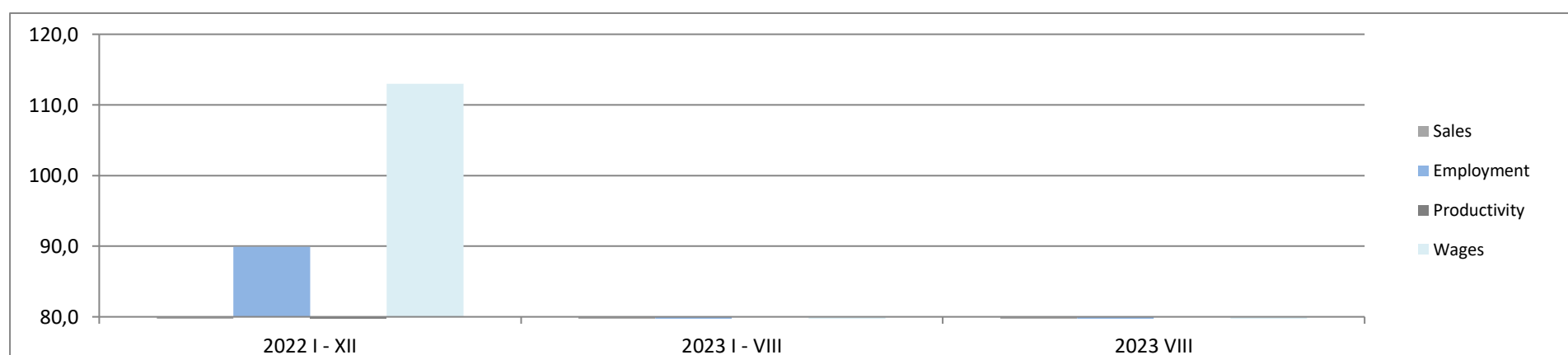
<b>2023 VIII</b>	.	
Previous period = 100	.	
Corresponding period = 100	.	
<b>2023 I - VIII</b>	.	
Corresponding period = 100	.	
<b>2022 I - VIII</b>	.	<b>2 698</b>
<b>2022 I - XII</b>	.	<b>4 113</b>
Corresponding period = 100	.	
<b>2021 I - XII</b>	.	<b>4 113</b>



### Compare key data

		<b>2021 I - XII</b>	<b>2022 I - XII</b>	<b>2022 I - VIII</b>	<b>2023 I - VIII</b>	<b>2023 VIII</b>
Sales	million PLN	4 113	.	2 698	.	.
Sales per employed	thous. PLN	274	.	193	.	.
Employment	in thous.	15	14	14	.	.
Wages	in PLN	3964	4478	4393	.	.
			<b>2022 I - XII</b>		<b>2023 I - VIII</b>	<b>2023 VIII</b>
Sales	Corresponding period = 100		.	.	.	.
Employment	Corresponding period = 100		89,9	.	.	.
Productivity	Corresponding period = 100		.	.	.	.
Wages	Corresponding period = 100		113,0	.	.	.

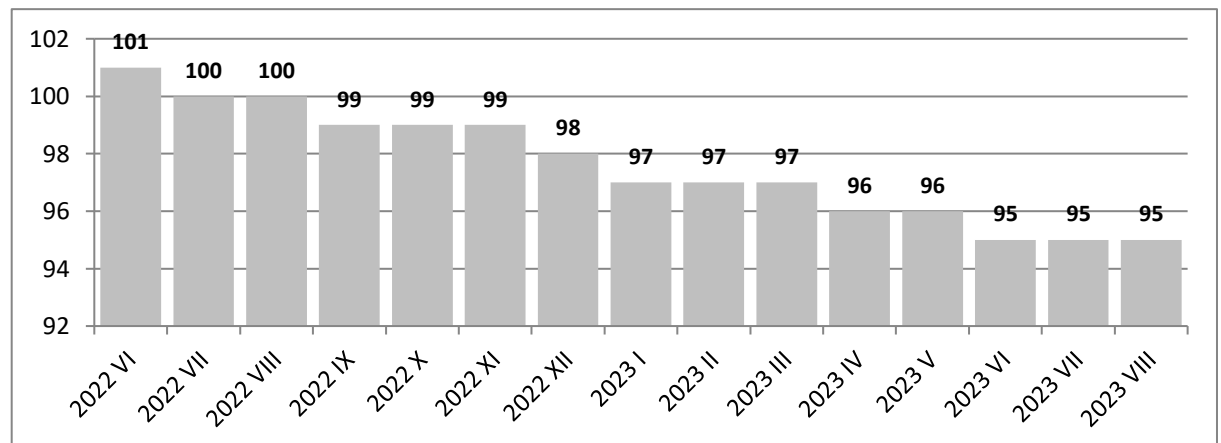
### Comparison of sales, employment, productivity and wage dynamics for selected periods (corresponding = 100)



## Manufacture of products of wood, cork, straw and wicker

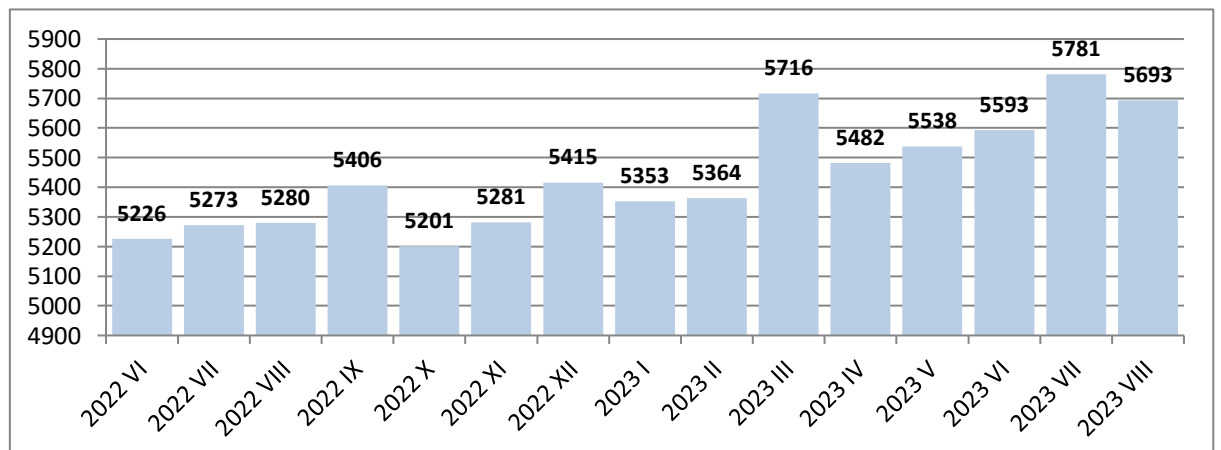
### Employment in thous.

<b>2023 VIII</b>	<b>95</b>
Previous period = 100	100,0
Corresponding period = 100	95,0
<b>2023 I - VIII</b>	<b>97</b>
Corresponding period = 100	96,0
<b>2022 I - VIII</b>	<b>101</b>
<b>2022 I - XII</b>	<b>101</b>
Corresponding period = 100	103,1
<b>2021 I - XII</b>	<b>98</b>



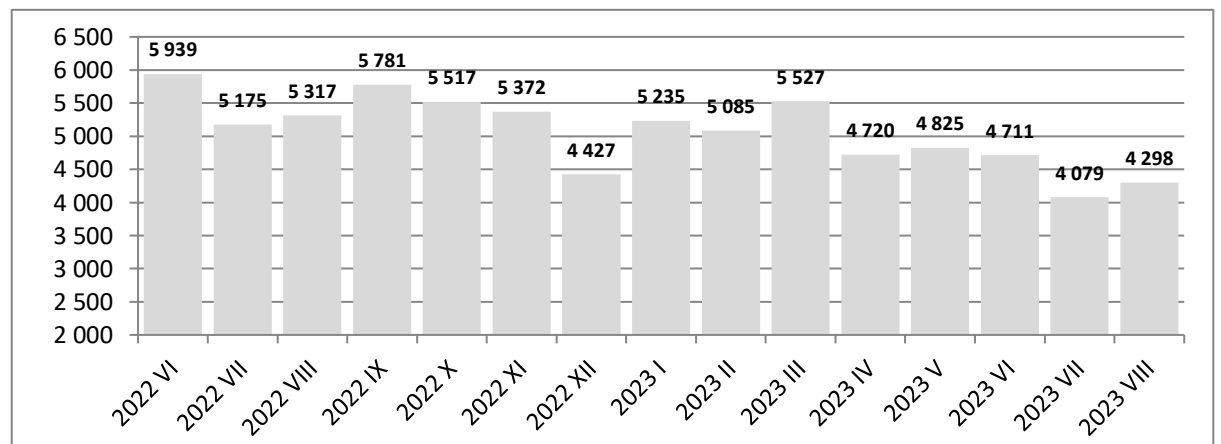
### Wages in PLN

<b>2023 VIII</b>	<b>5693</b>
Previous period = 100	98,5
Corresponding period = 100	107,8
<b>2023 I - VIII</b>	<b>5570</b>
Corresponding period = 100	107,9
<b>2022 I - VIII</b>	<b>5163</b>
<b>2022 I - XII</b>	<b>5229</b>
Corresponding period = 100	111,7
<b>2021 I - XII</b>	<b>4684</b>



### Sales million PLN

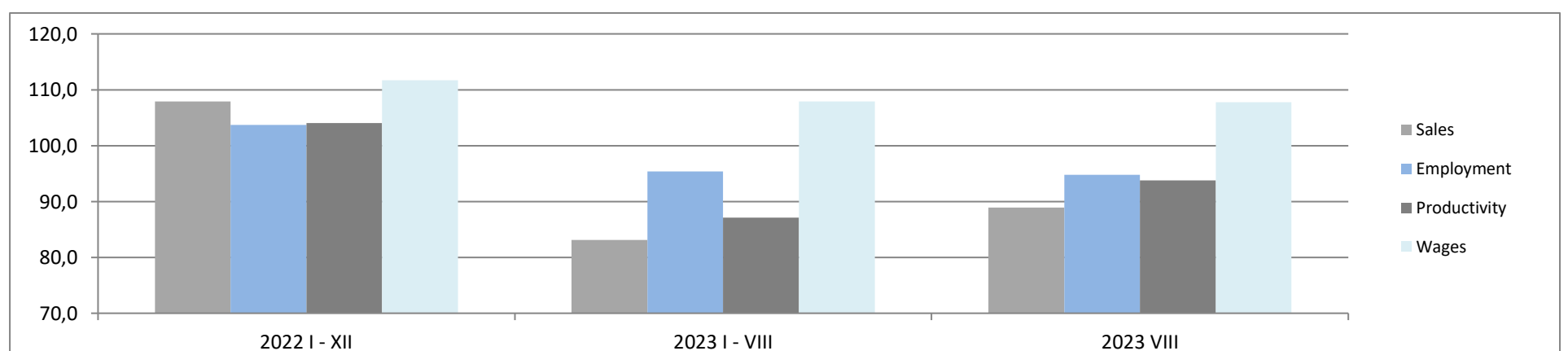
<b>2023 VIII</b>	<b>4 298</b>
Previous period = 100	106,5
Corresponding period = 100	88,9
<b>2023 I - VIII</b>	<b>38 825</b>
Corresponding period = 100	83,1
<b>2022 I - VIII</b>	<b>46 297</b>
<b>2022 I - XII</b>	<b>68 059</b>
Corresponding period = 100	107,9
<b>2021 I - XII</b>	<b>52 667</b>



### Compare key data

		2021 I - XII	2022 I - XII	2022 I - VIII	2023 I - VIII	2023 VIII
Sales	million PLN	52 667	68 059	46 297	38 825	4 298
Sales per employed	thous. PLN	537	674	458	400	45
Employment	in thous.	98	101	101	97	95
Wages	in PLN	4684	5229	5163	5570	5693
			2022 I - XII	2023 I - VIII	2023 VIII	
Sales	Corresponding period = 100		107,9	83,1	88,9	
Employment	Corresponding period = 100		103,7	95,4	94,8	
Productivity	Corresponding period = 100		104,1	87,1	93,8	
Wages	Corresponding period = 100		111,7	107,9	107,8	

### Comparison of sales, employment, productivity and wage dynamics for selected periods (corresponding = 100)

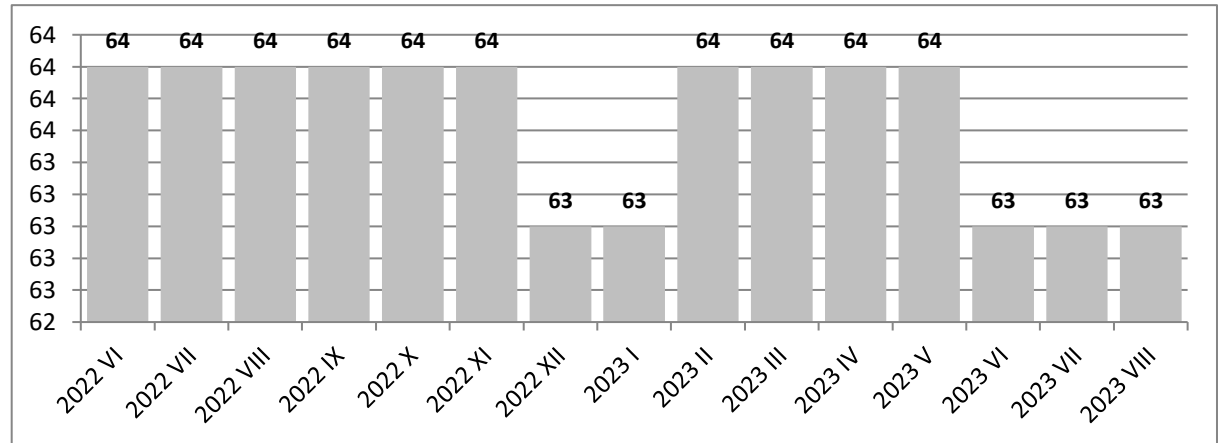




## Manufacture of paper and paper products

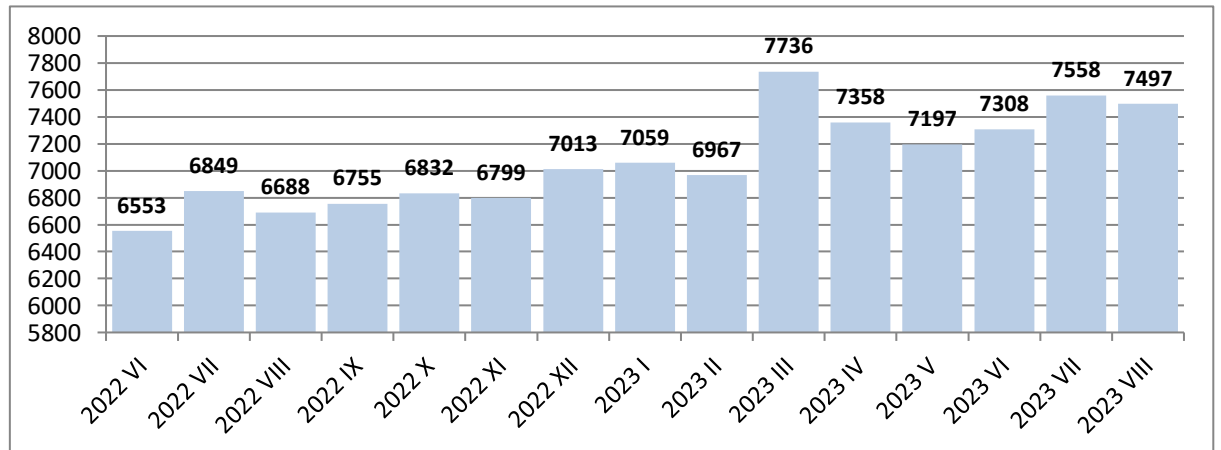
### Employment in thous.

<b>2023 VIII</b>	<b>63</b>
Previous period = 100	100,0
Corresponding period = 100	98,4
<b>2023 I - VIII</b>	<b>64</b>
Corresponding period = 100	100,0
<b>2022 I - VIII</b>	<b>64</b>
<b>2022 I - XII</b>	<b>64</b>
Corresponding period = 100	103,2
<b>2021 I - XII</b>	<b>62</b>



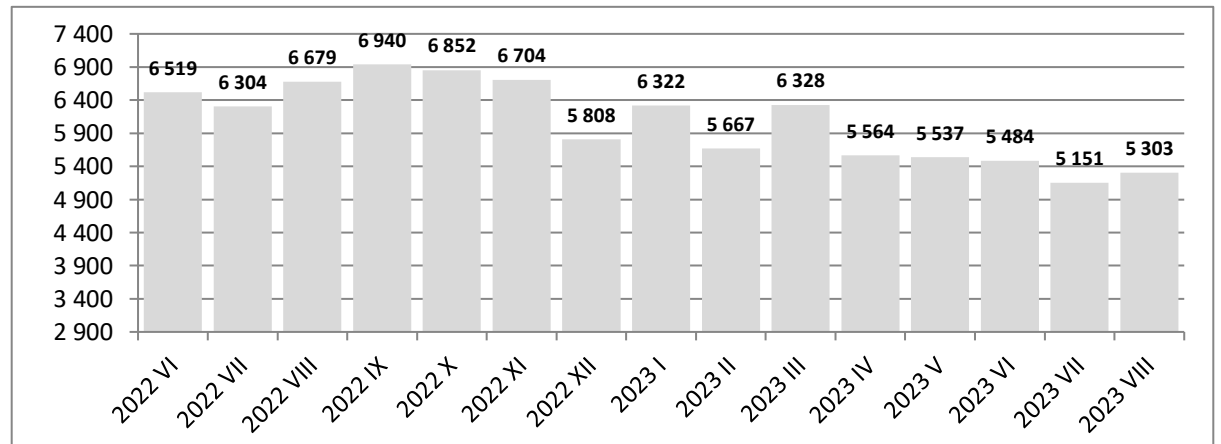
### Wages in PLN

<b>2023 VIII</b>	<b>7497</b>
Previous period = 100	99,2
Corresponding period = 100	112,1
<b>2023 I - VIII</b>	<b>7396</b>
Corresponding period = 100	110,5
<b>2022 I - VIII</b>	<b>6693</b>
<b>2022 I - XII</b>	<b>6739</b>
Corresponding period = 100	108,6
<b>2021 I - XII</b>	<b>6205</b>



### Sales million PLN

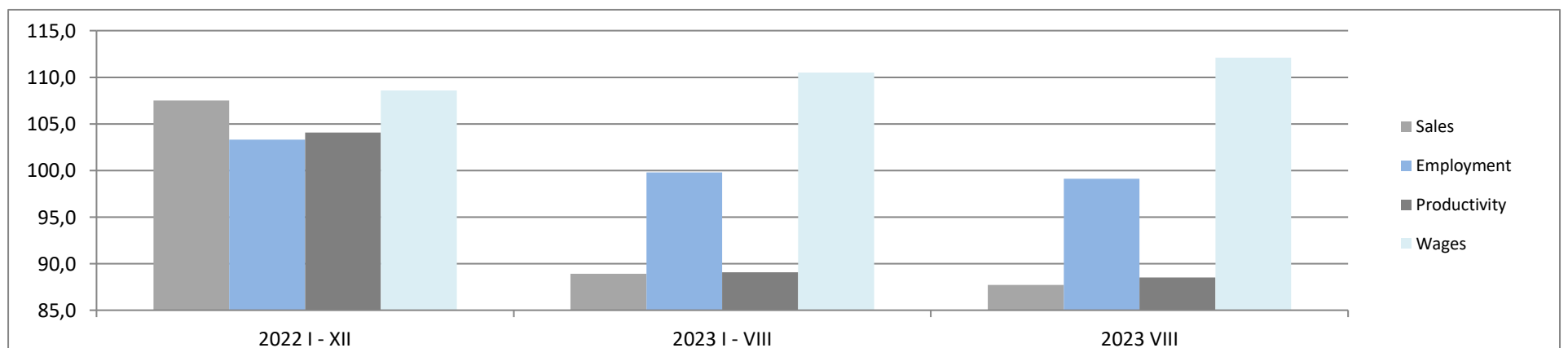
<b>2023 VIII</b>	<b>5 303</b>
Previous period = 100	103,9
Corresponding period = 100	87,7
<b>2023 I - VIII</b>	<b>45 422</b>
Corresponding period = 100	88,9
<b>2022 I - VIII</b>	<b>50 364</b>
<b>2022 I - XII</b>	<b>76 730</b>
Corresponding period = 100	107,5
<b>2021 I - XII</b>	<b>58 553</b>



### Compare key data

		<b>2021 I - XII</b>	<b>2022 I - XII</b>	<b>2022 I - VIII</b>	<b>2023 I - VIII</b>	<b>2023 VIII</b>
Sales	million PLN	58 553	76 730	50 364	45 422	5 303
Sales per employed	thous. PLN	944	1199	787	710	84
Employment	in thous.	62	64	64	64	63
Wages	in PLN	6205	6739	6693	7396	7497
			<b>2022 I - XII</b>	<b>2023 I - VIII</b>	<b>2023 VIII</b>	
Sales	Corresponding period = 100		107,5	88,9	87,7	
Employment	Corresponding period = 100		103,3	99,8	99,1	
Productivity	Corresponding period = 100		104,1	89,1	88,5	
Wages	Corresponding period = 100		108,6	110,5	112,1	

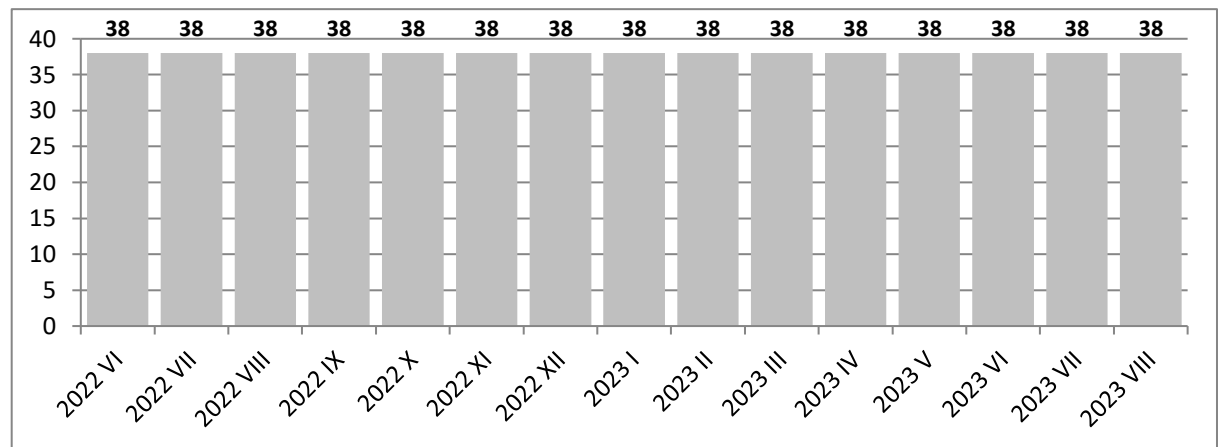
### Comparison of sales, employment, productivity and wage dynamics for selected periods (corresponding = 100)



## Printing and reproduction of recorded media

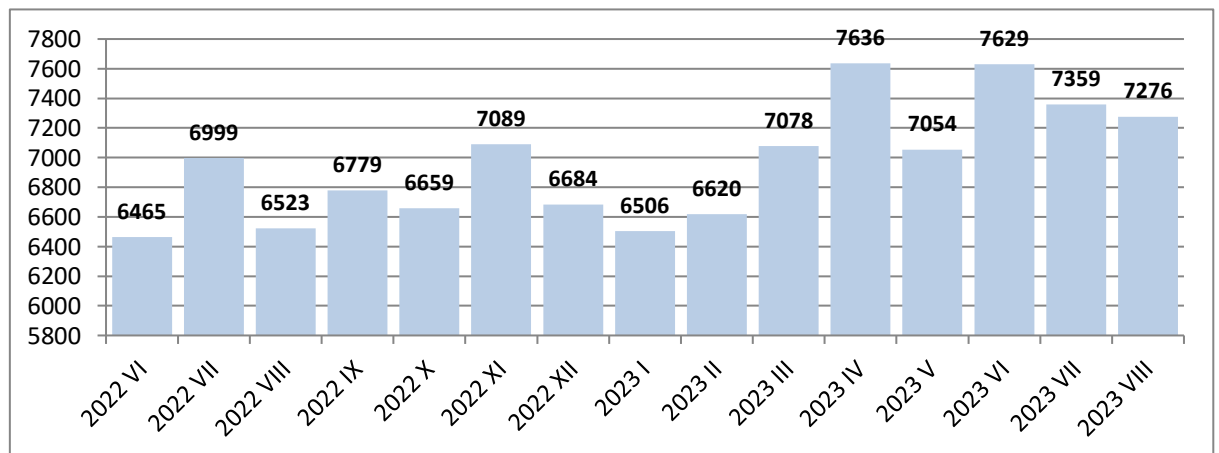
### Employment in thous.

<b>2023 VIII</b>	<b>38</b>
Previous period = 100	100,0
Corresponding period = 100	100,0
<b>2023 I - VIII</b>	<b>38</b>
Corresponding period = 100	100,0
<b>2022 I - VIII</b>	<b>38</b>
<b>2022 I - XII</b>	<b>38</b>
Corresponding period = 100	102,7
<b>2021 I - XII</b>	<b>37</b>



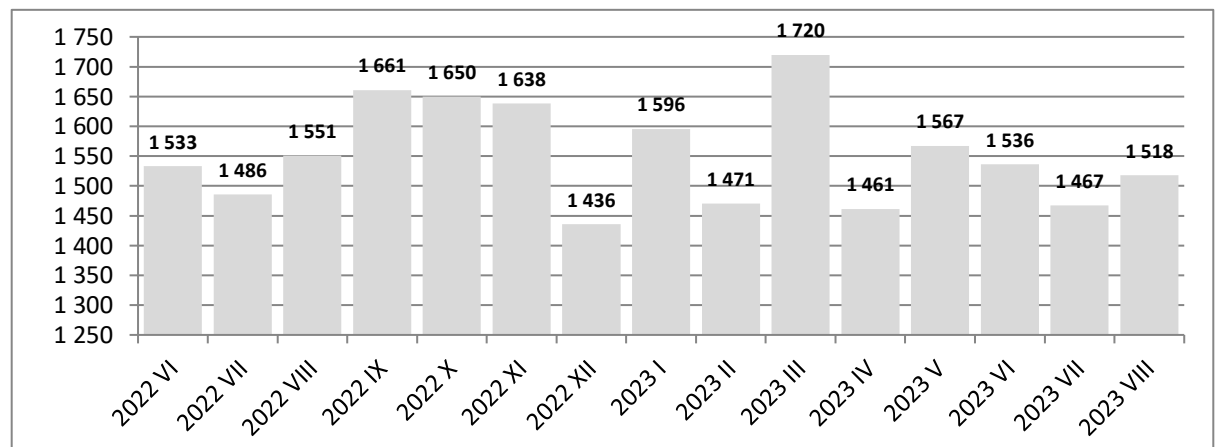
### Wages in PLN

<b>2023 VIII</b>	<b>7276</b>
Previous period = 100	98,9
Corresponding period = 100	111,5
<b>2023 I - VIII</b>	<b>7192</b>
Corresponding period = 100	111,3
<b>2022 I - VIII</b>	<b>6461</b>
<b>2022 I - XII</b>	<b>6612</b>
Corresponding period = 100	108,4
<b>2021 I - XII</b>	<b>6101</b>



### Sales million PLN

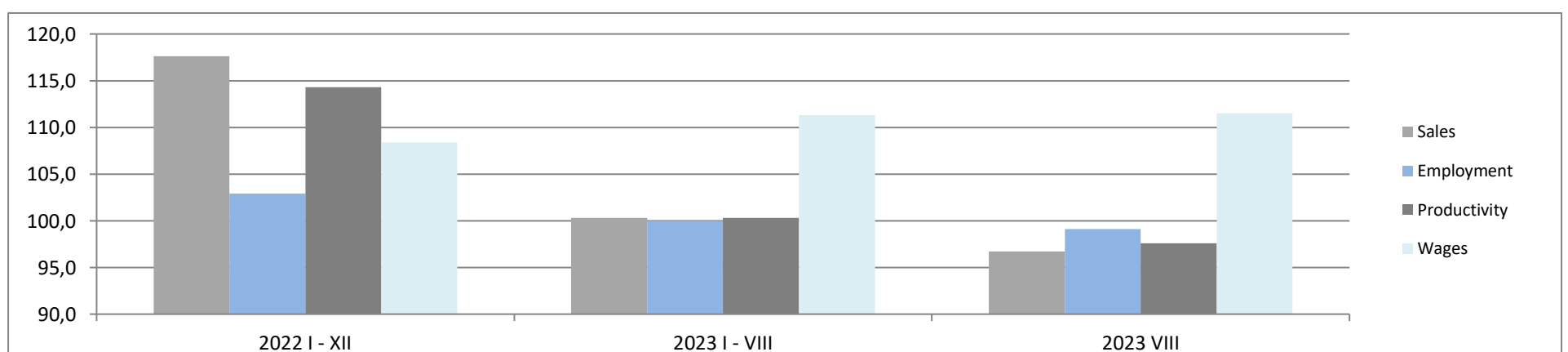
<b>2023 VIII</b>	<b>1 518</b>
Previous period = 100	103,0
Corresponding period = 100	96,7
<b>2023 I - VIII</b>	<b>12 383</b>
Corresponding period = 100	100,3
<b>2022 I - VIII</b>	<b>11 820</b>
<b>2022 I - XII</b>	<b>18 291</b>
Corresponding period = 100	117,6
<b>2021 I - XII</b>	<b>14 798</b>



### Compare key data

		<b>2021 I - XII</b>	<b>2022 I - XII</b>	<b>2022 I - VIII</b>	<b>2023 I - VIII</b>	<b>2023 VIII</b>
Sales	million PLN	14 798	18 291	11 820	12 383	1 518
Sales per employed	thous. PLN	400	481	311	326	40
Employment	in thous.	37	38	38	38	38
Wages	in PLN	6101	6612	6461	7192	7276
			<b>2022 I - XII</b>	<b>2023 I - VIII</b>	<b>2023 VIII</b>	
Sales	Corresponding period = 100		117,6	100,3	96,7	
Employment	Corresponding period = 100		102,9	100,0	99,1	
Productivity	Corresponding period = 100		114,3	100,3	97,6	
Wages	Corresponding period = 100		108,4	111,3	111,5	

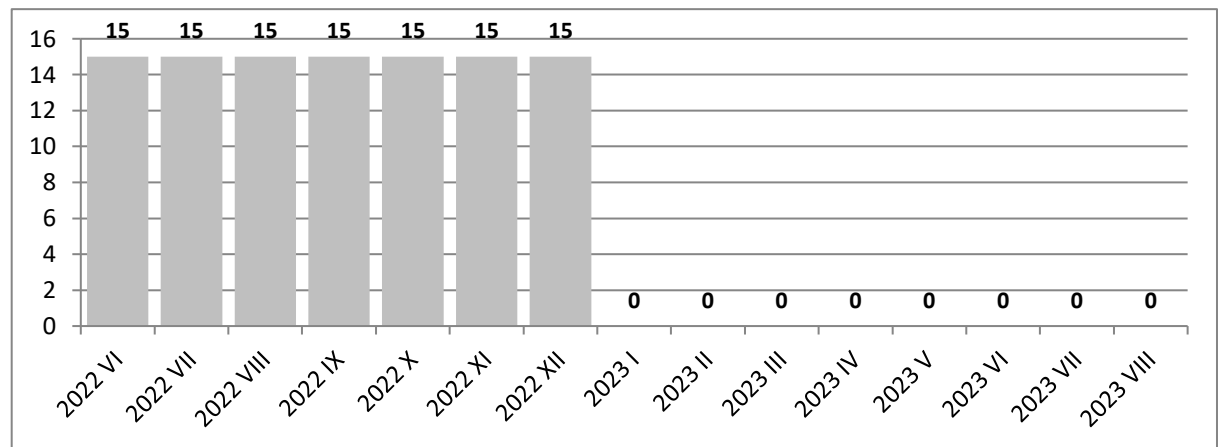
### Comparison of sales, employment, productivity and wage dynamics for selected periods (corresponding = 100)



## Manufacture of coke and refined petroleum products

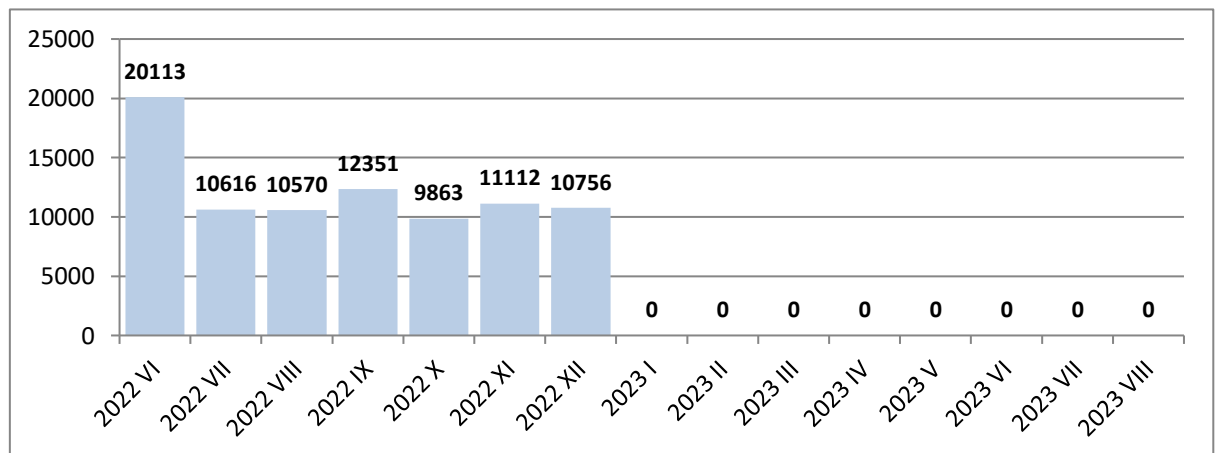
### Employment in thous.

<b>2023 VIII</b>	.	
Previous period = 100	.	
Corresponding period = 100	.	
<b>2023 I - VIII</b>	.	
Corresponding period = 100	.	
<b>2022 I - VIII</b>	.	<b>15</b>
<b>2022 I - XII</b>	.	<b>15</b>
Corresponding period = 100	.	100,0
<b>2021 I - XII</b>	.	<b>15</b>



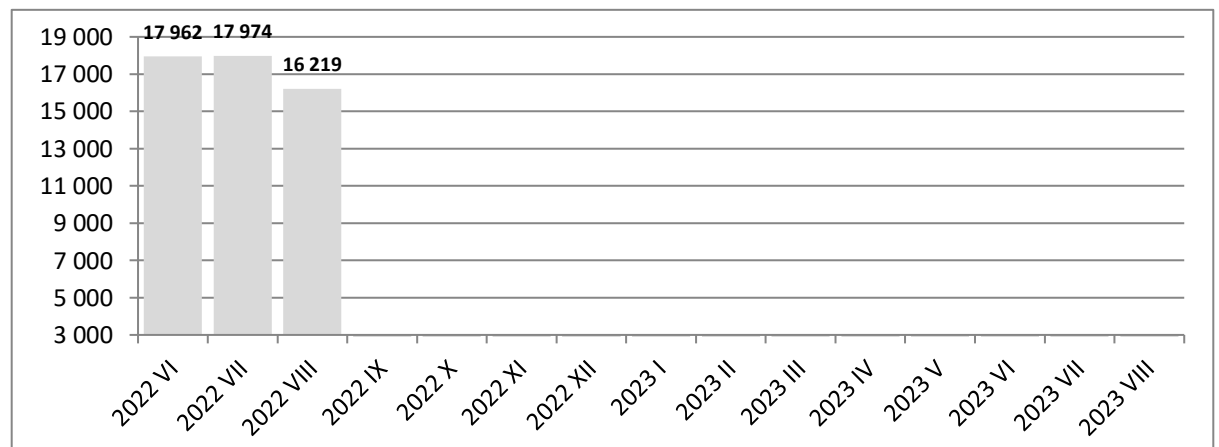
### Wages in PLN

<b>2023 VIII</b>	.	
Previous period = 100	.	
Corresponding period = 100	.	
<b>2023 I - VIII</b>	.	
Corresponding period = 100	.	
<b>2022 I - VIII</b>	.	<b>11666</b>
<b>2022 I - XII</b>	.	<b>11444</b>
Corresponding period = 100	.	113,6
<b>2021 I - XII</b>	.	<b>10073</b>



### Sales million PLN

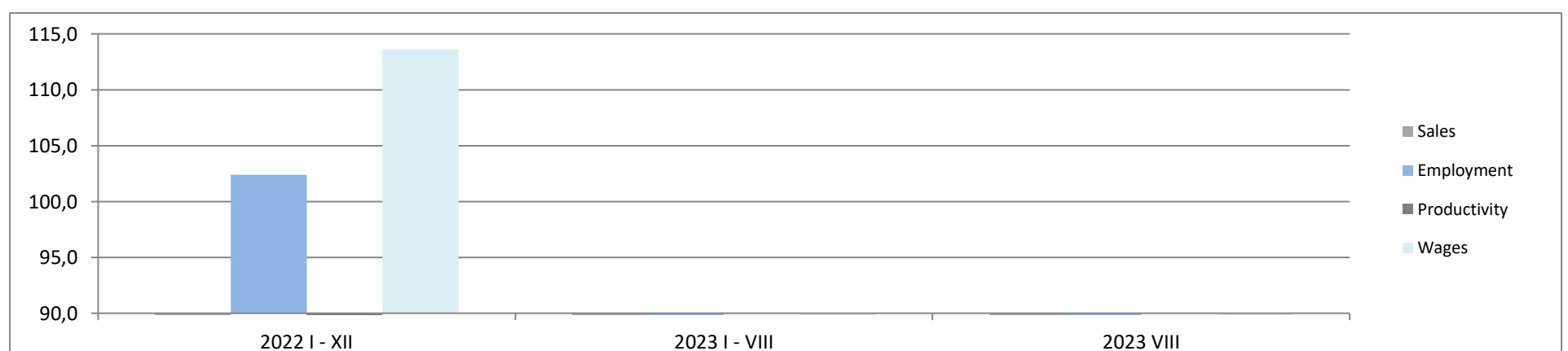
<b>2023 VIII</b>	.	
Previous period = 100	.	
Corresponding period = 100	.	
<b>2023 I - VIII</b>	.	
Corresponding period = 100	.	
<b>2022 I - VIII</b>	.	<b>120 229</b>
<b>2022 I - XII</b>	.	<b>101 381</b>
Corresponding period = 100	.	
<b>2021 I - XII</b>	.	<b>101 381</b>



### Compare key data

		<b>2021 I - XII</b>	<b>2022 I - XII</b>	<b>2022 I - VIII</b>	<b>2023 I - VIII</b>	<b>2023 VIII</b>
Sales	million PLN	101 381	.	120 229	.	.
Sales per employed	thous. PLN	6759	.	8015	.	.
Employment	in thous.	15	15	15	.	.
Wages	in PLN	10073	11444	11666	.	.
			<b>2022 I - XII</b>		<b>2023 I - VIII</b>	<b>2023 VIII</b>
Sales	Corresponding period = 100		.		.	.
Employment	Corresponding period = 100		102,4		.	.
Productivity	Corresponding period = 100		.		.	.
Wages	Corresponding period = 100		113,6		.	.

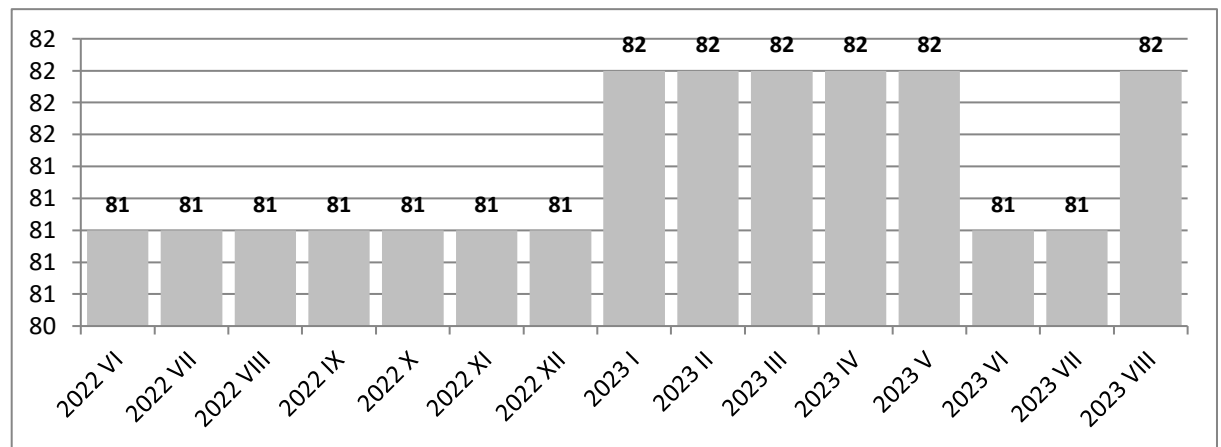
### Comparison of sales, employment, productivity and wage dynamics for selected periods (corresponding = 100)



## Manufacture of chemicals and chemical products

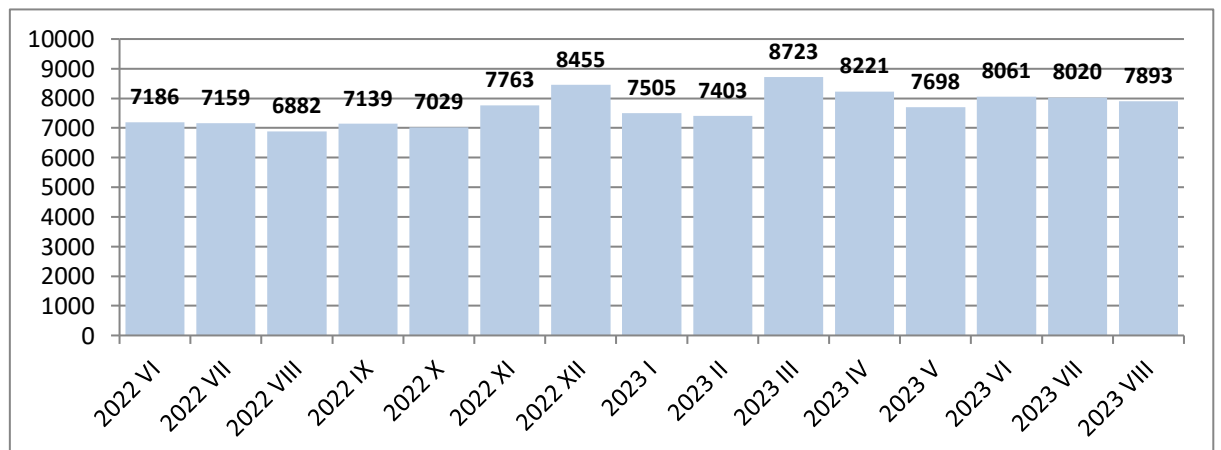
### Employment in thous.

<b>2023 VIII</b>	<b>82</b>
Previous period = 100	101,2
Corresponding period = 100	101,2
<b>2023 I - VIII</b>	<b>82</b>
Corresponding period = 100	101,2
<b>2022 I - VIII</b>	<b>81</b>
<b>2022 I - XII</b>	<b>81</b>
Corresponding period = 100	100,0
<b>2021 I - XII</b>	<b>81</b>



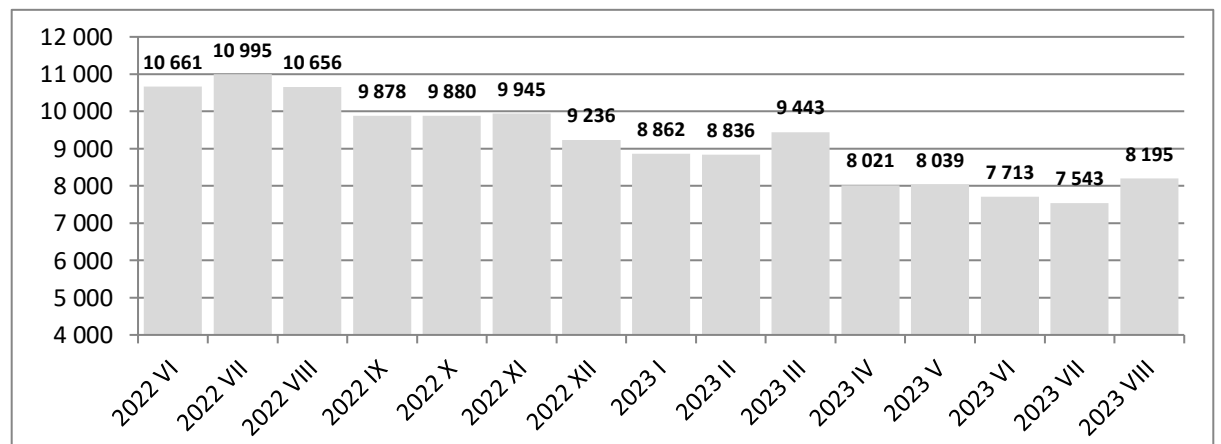
### Wages in PLN

<b>2023 VIII</b>	<b>7893</b>
Previous period = 100	98,4
Corresponding period = 100	114,7
<b>2023 I - VIII</b>	<b>7918</b>
Corresponding period = 100	111,0
<b>2022 I - VIII</b>	<b>7133</b>
<b>2022 I - XII</b>	<b>7285</b>
Corresponding period = 100	111,3
<b>2021 I - XII</b>	<b>6544</b>



### Sales million PLN

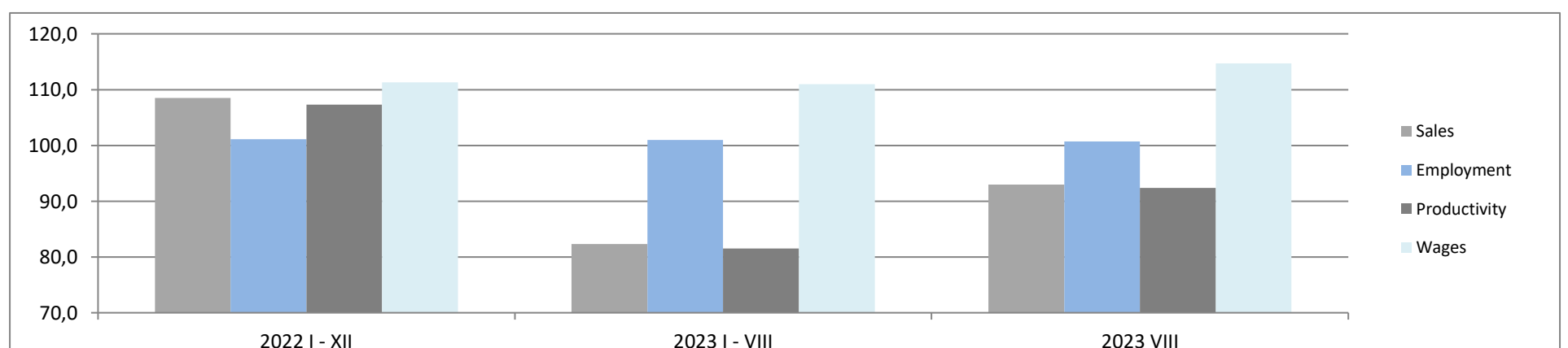
<b>2023 VIII</b>	<b>8 195</b>
Previous period = 100	109,3
Corresponding period = 100	93,0
<b>2023 I - VIII</b>	<b>67 225</b>
Corresponding period = 100	82,3
<b>2022 I - VIII</b>	<b>85 152</b>
<b>2022 I - XII</b>	<b>123 936</b>
Corresponding period = 100	108,5
<b>2021 I - XII</b>	<b>88 274</b>



### Compare key data

		<b>2021 I - XII</b>	<b>2022 I - XII</b>	<b>2022 I - VIII</b>	<b>2023 I - VIII</b>	<b>2023 VIII</b>
Sales	million PLN	88 274	123 936	85 152	67 225	8 195
Sales per employed	thous. PLN	1090	1530	1051	820	100
Employment	in thous.	81	81	81	82	82
Wages	in PLN	6544	7285	7133	7918	7893
			<b>2022 I - XII</b>		<b>2023 I - VIII</b>	<b>2023 VIII</b>
Sales	Corresponding period = 100		108,5		82,3	93,0
Employment	Corresponding period = 100		101,1		101,0	100,7
Productivity	Corresponding period = 100		107,3		81,5	92,4
Wages	Corresponding period = 100		111,3		111,0	114,7

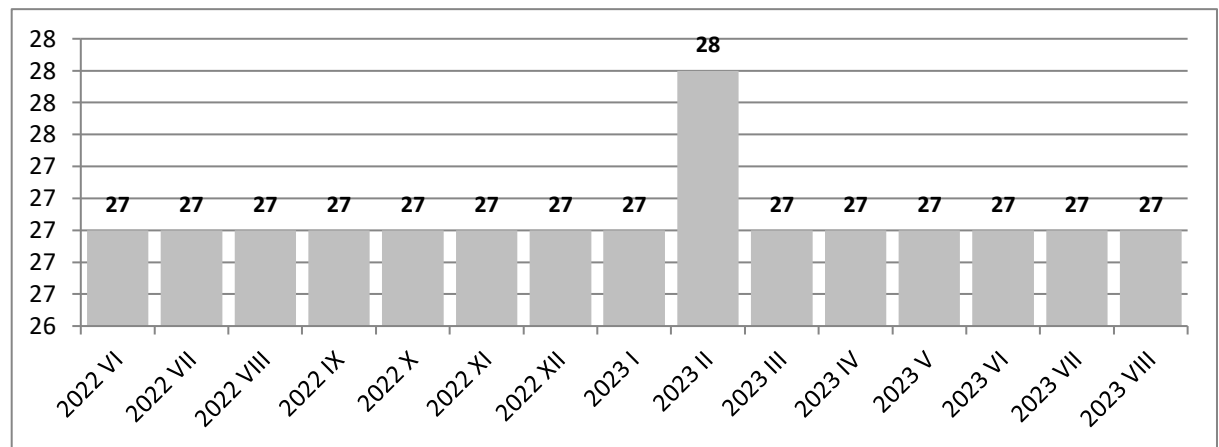
### Comparison of sales, employment, productivity and wage dynamics for selected periods (corresponding = 100)



## Manufacture of pharmaceutical products

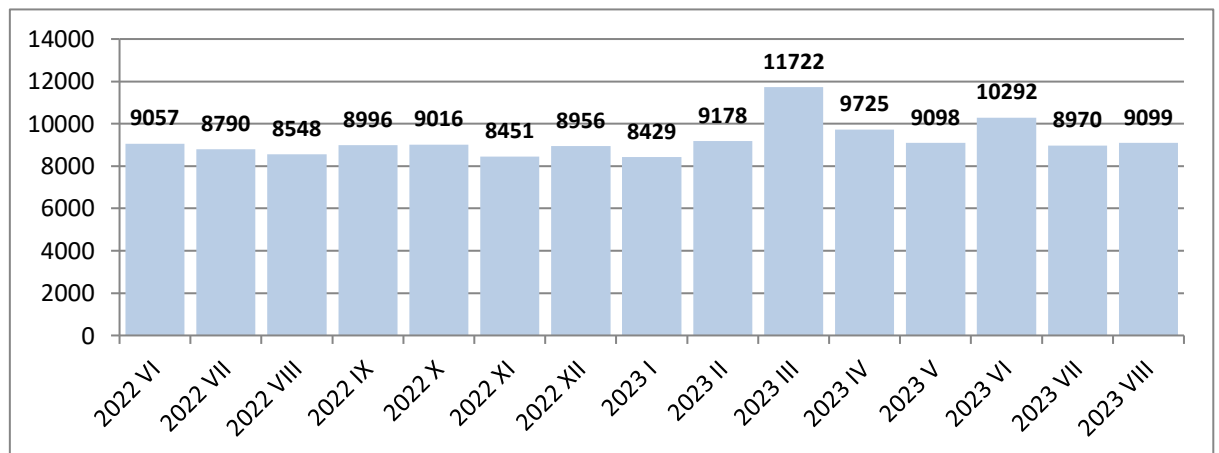
### Employment in thous.

<b>2023 VIII</b>	<b>27</b>
Previous period = 100	100,0
Corresponding period = 100	100,0
<b>2023 I - VIII</b>	<b>27</b>
Corresponding period = 100	100,0
<b>2022 I - VIII</b>	<b>27</b>
<b>2022 I - XII</b>	<b>27</b>
Corresponding period = 100	108,0
<b>2021 I - XII</b>	<b>25</b>



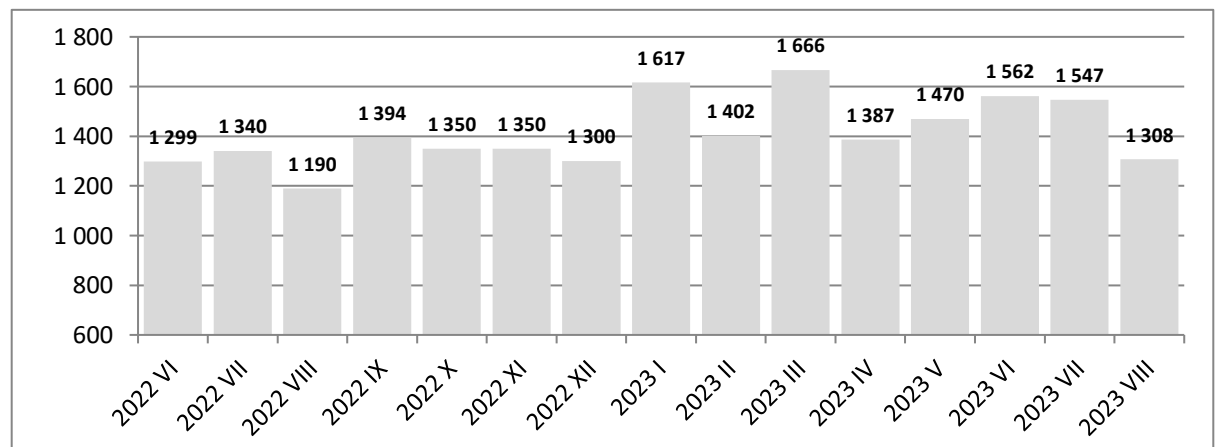
### Wages in PLN

<b>2023 VIII</b>	<b>9099</b>
Previous period = 100	101,4
Corresponding period = 100	106,5
<b>2023 I - VIII</b>	<b>9526</b>
Corresponding period = 100	109,6
<b>2022 I - VIII</b>	<b>8693</b>
<b>2022 I - XII</b>	<b>8707</b>
Corresponding period = 100	105,5
<b>2021 I - XII</b>	<b>8249</b>



### Sales million PLN

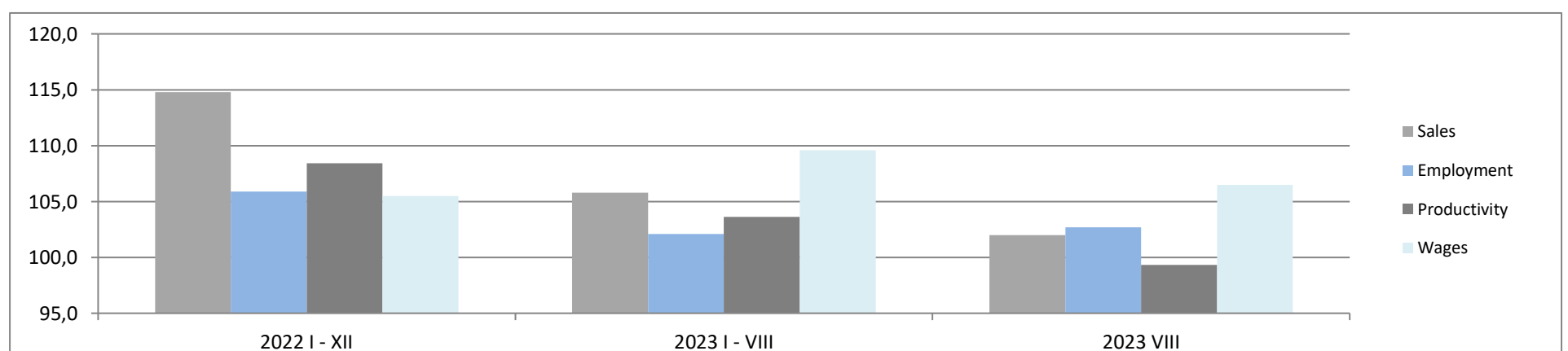
<b>2023 VIII</b>	<b>1 308</b>
Previous period = 100	84,0
Corresponding period = 100	102,0
<b>2023 I - VIII</b>	<b>11 951</b>
Corresponding period = 100	105,8
<b>2022 I - VIII</b>	<b>10 420</b>
<b>2022 I - XII</b>	<b>15 703</b>
Corresponding period = 100	114,8
<b>2021 I - XII</b>	<b>13 337</b>



### Compare key data

		<b>2021 I - XII</b>	<b>2022 I - XII</b>	<b>2022 I - VIII</b>	<b>2023 I - VIII</b>	<b>2023 VIII</b>
Sales	million PLN	13 337	15 703	10 420	11 951	1 308
Sales per employed	thous. PLN	533	582	386	443	48
Employment	in thous.	25	27	27	27	27
Wages	in PLN	8249	8707	8693	9526	9099
			<b>2022 I - XII</b>	<b>2023 I - VIII</b>	<b>2023 VIII</b>	
Sales	Corresponding period = 100		114,8	105,8	102,0	
Employment	Corresponding period = 100		105,9	102,1	102,7	
Productivity	Corresponding period = 100		108,4	103,6	99,3	
Wages	Corresponding period = 100		105,5	109,6	106,5	

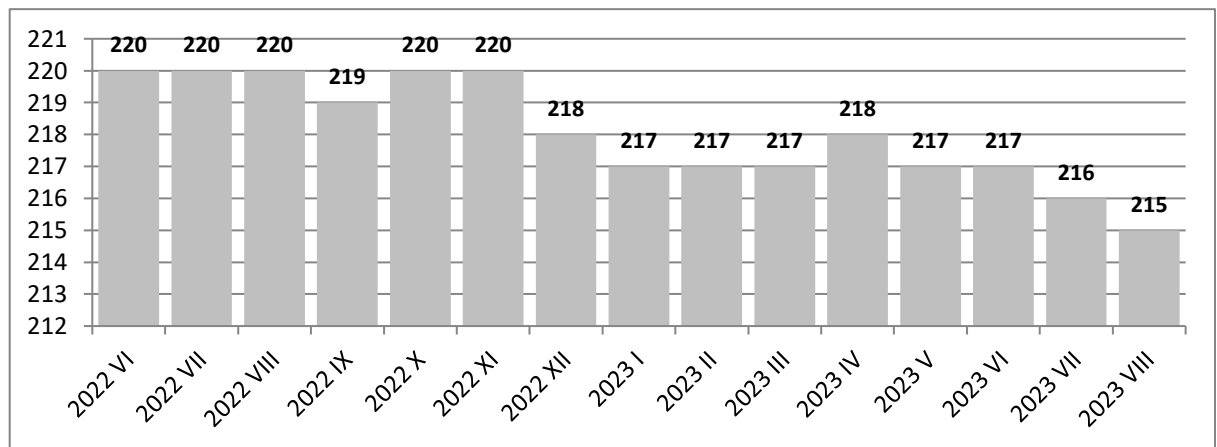
### Comparison of sales, employment, productivity and wage dynamics for selected periods (corresponding = 100)



## Manufacture of rubber and plastic products

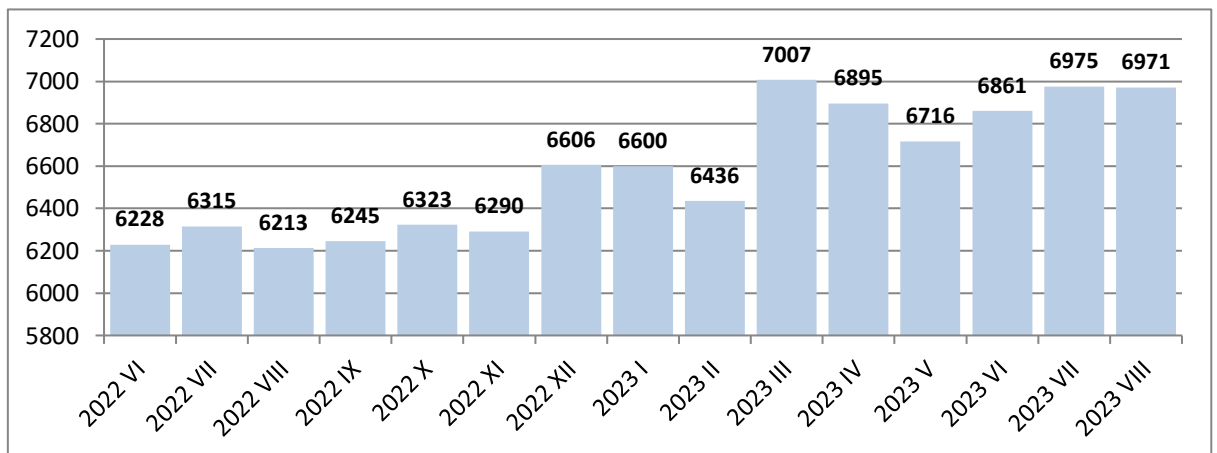
### Employment in thous.

<b>2023 VIII</b>	<b>215</b>
Previous period = 100	99,5
Corresponding period = 100	97,7
<b>2023 I - VIII</b>	<b>217</b>
Corresponding period = 100	98,6
<b>2022 I - VIII</b>	<b>220</b>
<b>2022 I - XII</b>	<b>220</b>
Corresponding period = 100	102,8
<b>2021 I - XII</b>	<b>214</b>



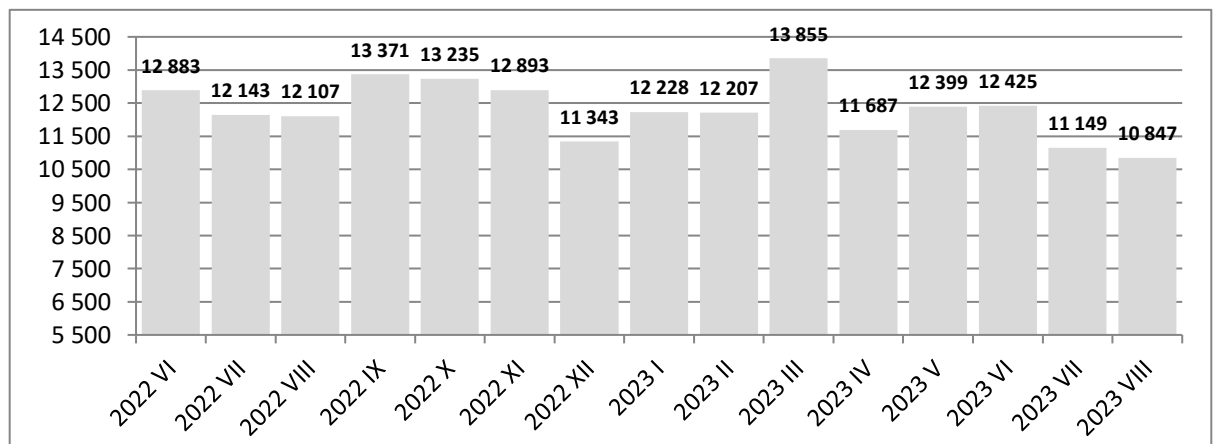
### Wages in PLN

<b>2023 VIII</b>	<b>6971</b>
Previous period = 100	99,9
Corresponding period = 100	112,2
<b>2023 I - VIII</b>	<b>6854</b>
Corresponding period = 100	110,9
<b>2022 I - VIII</b>	<b>6181</b>
<b>2022 I - XII</b>	<b>6260</b>
Corresponding period = 100	112,6
<b>2021 I - XII</b>	<b>5561</b>



### Sales million PLN

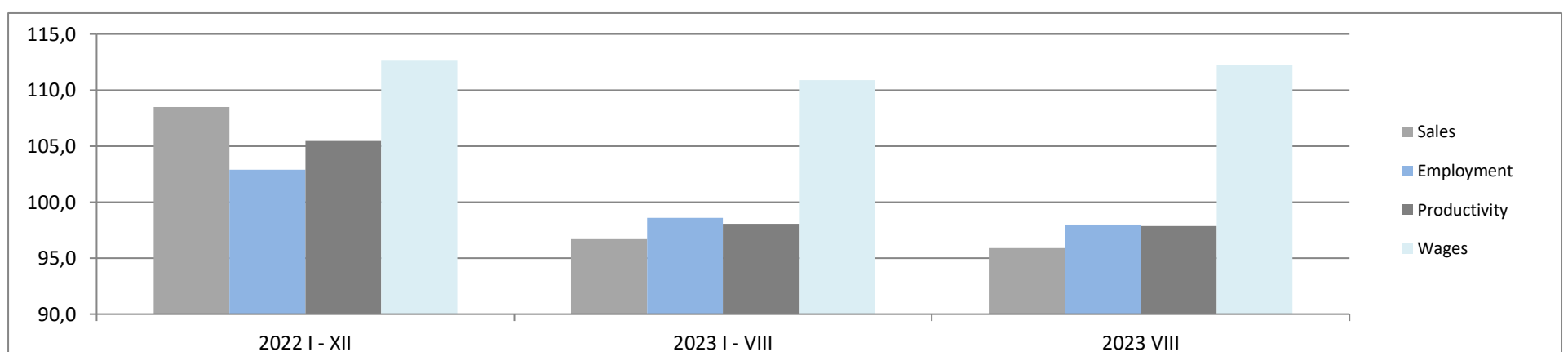
<b>2023 VIII</b>	<b>10 847</b>
Previous period = 100	98,2
Corresponding period = 100	95,9
<b>2023 I - VIII</b>	<b>97 245</b>
Corresponding period = 100	96,7
<b>2022 I - VIII</b>	<b>100 844</b>
<b>2022 I - XII</b>	<b>151 947</b>
Corresponding period = 100	108,5
<b>2021 I - XII</b>	<b>124 984</b>



### Compare key data

		<b>2021 I - XII</b>	<b>2022 I - XII</b>	<b>2022 I - VIII</b>	<b>2023 I - VIII</b>	<b>2023 VIII</b>
Sales	million PLN	124 984	151 947	100 844	97 245	10 847
Sales per employed	thous. PLN	584	691	458	448	50
Employment	in thous.	214	220	220	217	215
Wages	in PLN	5561	6260	6181	6854	6971
			<b>2022 I - XII</b>	<b>2023 I - VIII</b>	<b>2023 VIII</b>	
Sales	Corresponding period = 100		108,5	96,7	95,9	
Employment	Corresponding period = 100		102,9	98,6	98,0	
Productivity	Corresponding period = 100		105,4	98,1	97,9	
Wages	Corresponding period = 100		112,6	110,9	112,2	

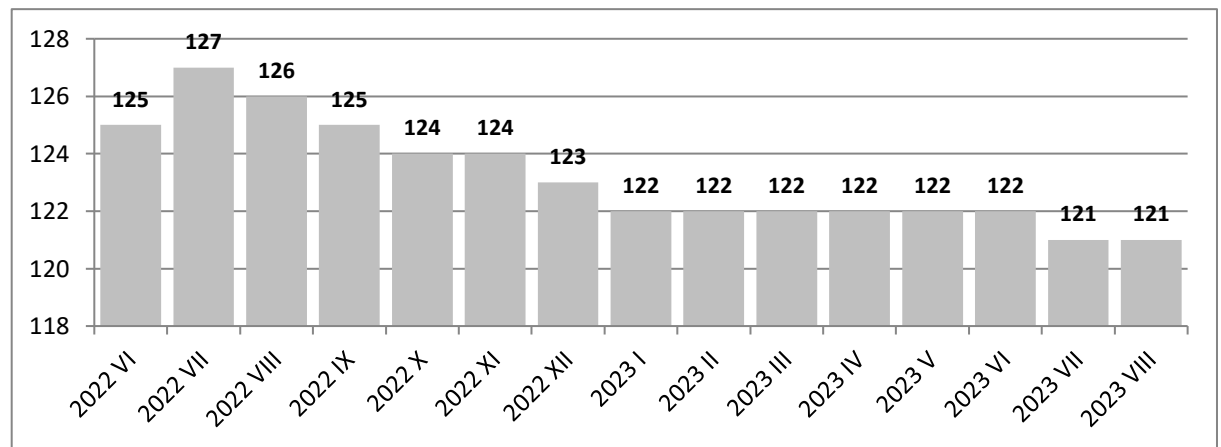
### Comparison of sales, employment, productivity and wage dynamics for selected periods (corresponding = 100)



## Manufacture of other nonmetallic mineral products

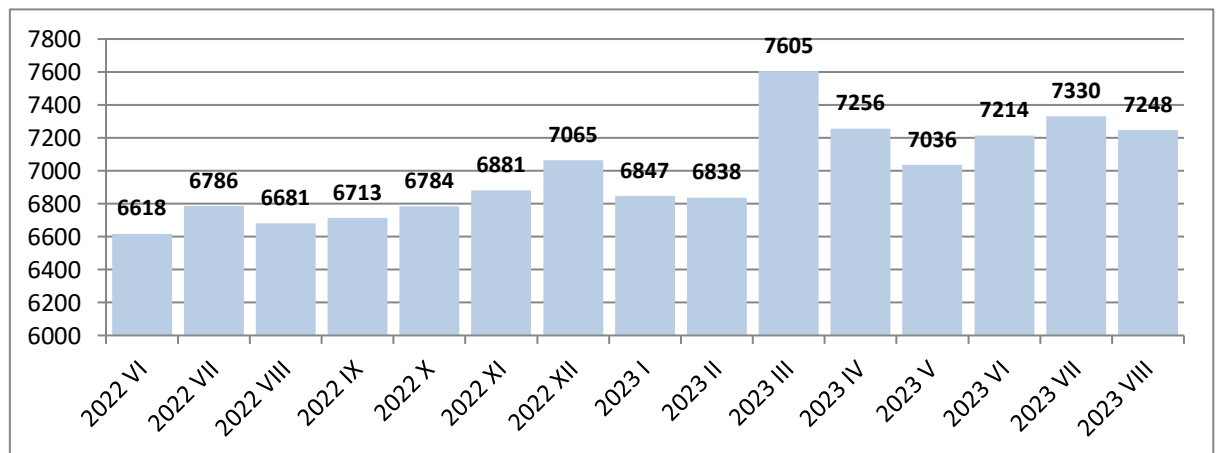
### Employment in thous.

<b>2023 VIII</b>	<b>121</b>
Previous period = 100	100,0
Corresponding period = 100	96,0
<b>2023 I - VIII</b>	<b>122</b>
Corresponding period = 100	96,1
<b>2022 I - VIII</b>	<b>127</b>
<b>2022 I - XII</b>	<b>126</b>
Corresponding period = 100	101,6
<b>2021 I - XII</b>	<b>124</b>



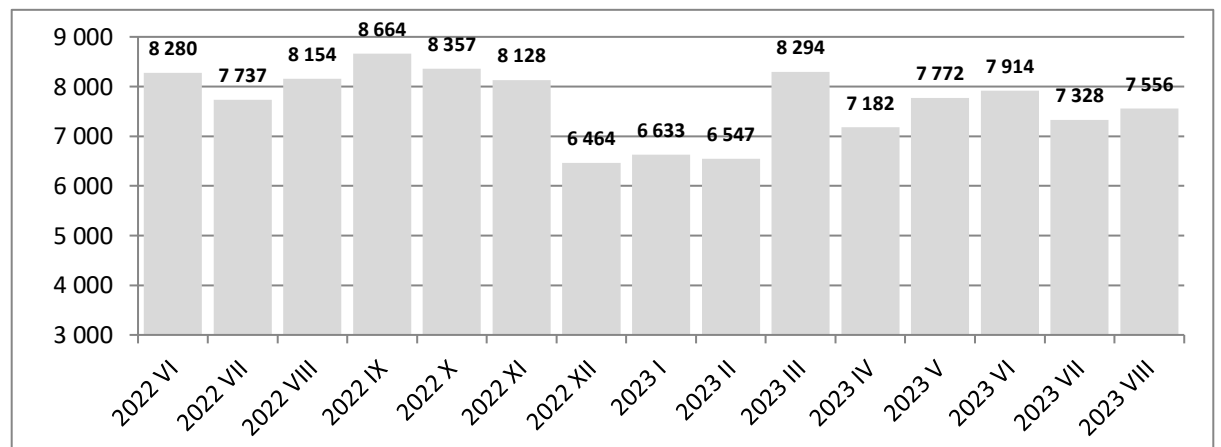
### Wages in PLN

<b>2023 VIII</b>	<b>7248</b>
Previous period = 100	98,9
Corresponding period = 100	108,5
<b>2023 I - VIII</b>	<b>7175</b>
Corresponding period = 100	108,4
<b>2022 I - VIII</b>	<b>6620</b>
<b>2022 I - XII</b>	<b>6703</b>
Corresponding period = 100	110,0
<b>2021 I - XII</b>	<b>6093</b>



### Sales million PLN

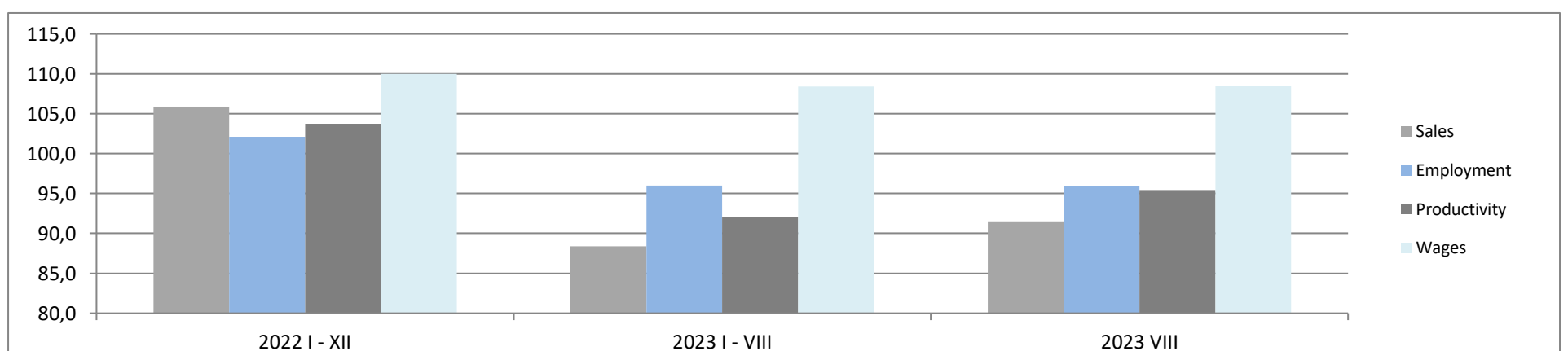
<b>2023 VIII</b>	<b>7 556</b>
Previous period = 100	103,5
Corresponding period = 100	91,5
<b>2023 I - VIII</b>	<b>59 261</b>
Corresponding period = 100	88,4
<b>2022 I - VIII</b>	<b>60 956</b>
<b>2022 I - XII</b>	<b>92 756</b>
Corresponding period = 100	105,9
<b>2021 I - XII</b>	<b>74 471</b>



### Compare key data

		<b>2021 I - XII</b>	<b>2022 I - XII</b>	<b>2022 I - VIII</b>	<b>2023 I - VIII</b>	<b>2023 VIII</b>
Sales	million PLN	74 471	92 756	60 956	59 261	7 556
Sales per employed	thous. PLN	601	736	480	486	62
Employment	in thous.	124	126	127	122	121
Wages	in PLN	6093	6703	6620	7175	7248
			<b>2022 I - XII</b>	<b>2023 I - VIII</b>	<b>2023 VIII</b>	
Sales	Corresponding period = 100		105,9	88,4	91,5	
Employment	Corresponding period = 100		102,1	96,0	95,9	
Productivity	Corresponding period = 100		103,7	92,1	95,4	
Wages	Corresponding period = 100		110,0	108,4	108,5	

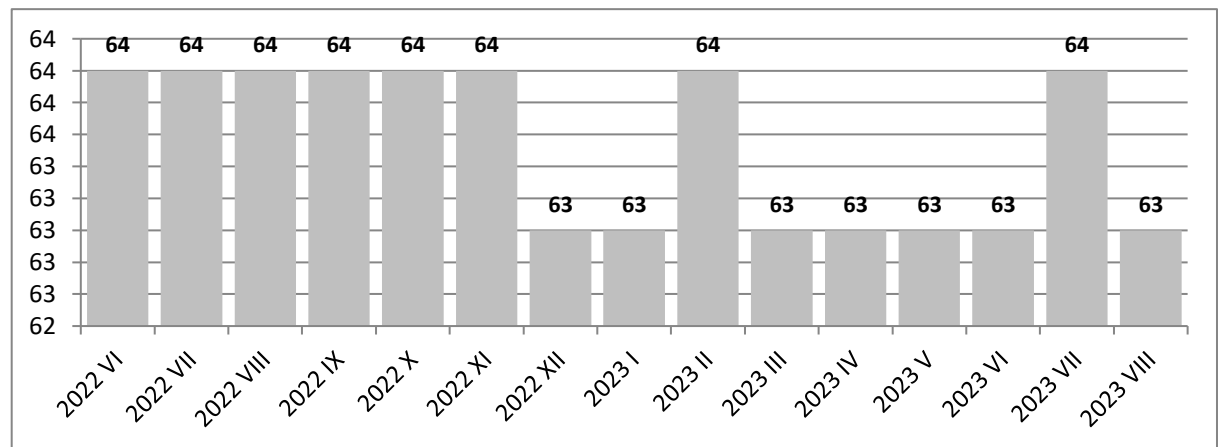
### Comparison of sales, employment, productivity and wage dynamics for selected periods (corresponding = 100)



## Manufacture of basic metals

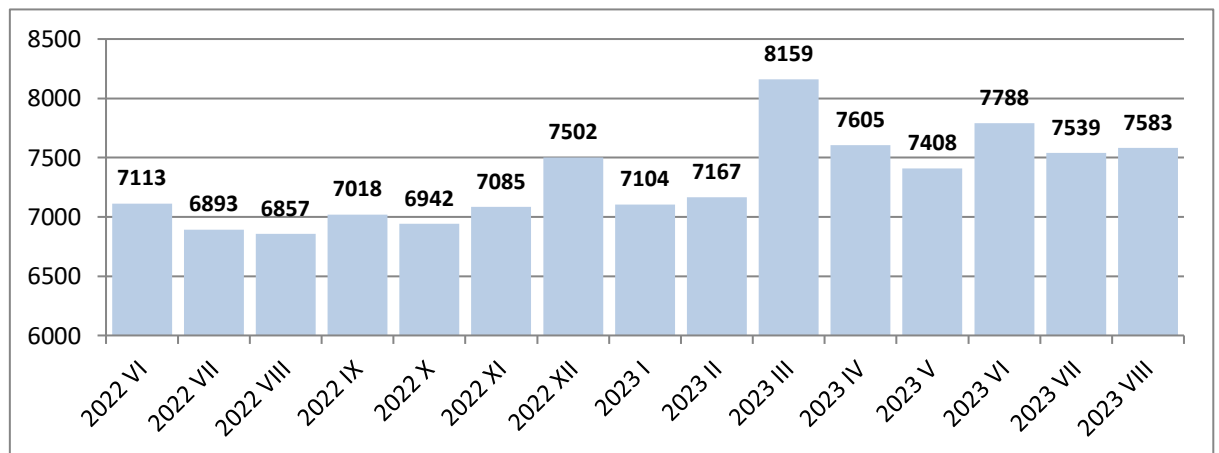
### Employment in thous.

<b>2023 VIII</b>	<b>63</b>
Previous period = 100	98,4
Corresponding period = 100	98,4
<b>2023 I - VIII</b>	<b>64</b>
Corresponding period = 100	100,0
<b>2022 I - VIII</b>	<b>64</b>
<b>2022 I - XII</b>	<b>64</b>
Corresponding period = 100	101,6
<b>2021 I - XII</b>	<b>63</b>



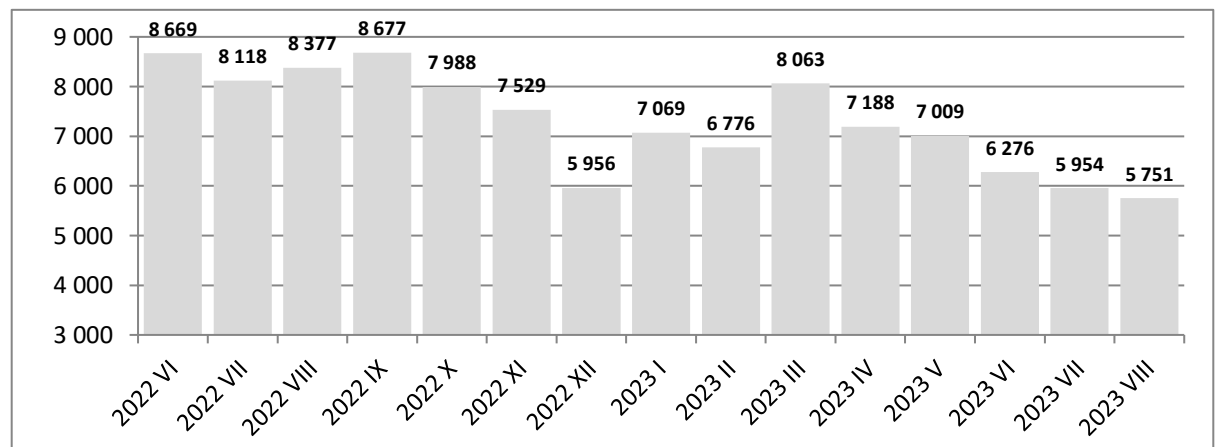
### Wages in PLN

<b>2023 VIII</b>	<b>7583</b>
Previous period = 100	100,6
Corresponding period = 100	110,6
<b>2023 I - VIII</b>	<b>7540</b>
Corresponding period = 100	109,1
<b>2022 I - VIII</b>	<b>6911</b>
<b>2022 I - XII</b>	<b>6985</b>
Corresponding period = 100	111,6
<b>2021 I - XII</b>	<b>6261</b>



### Sales million PLN

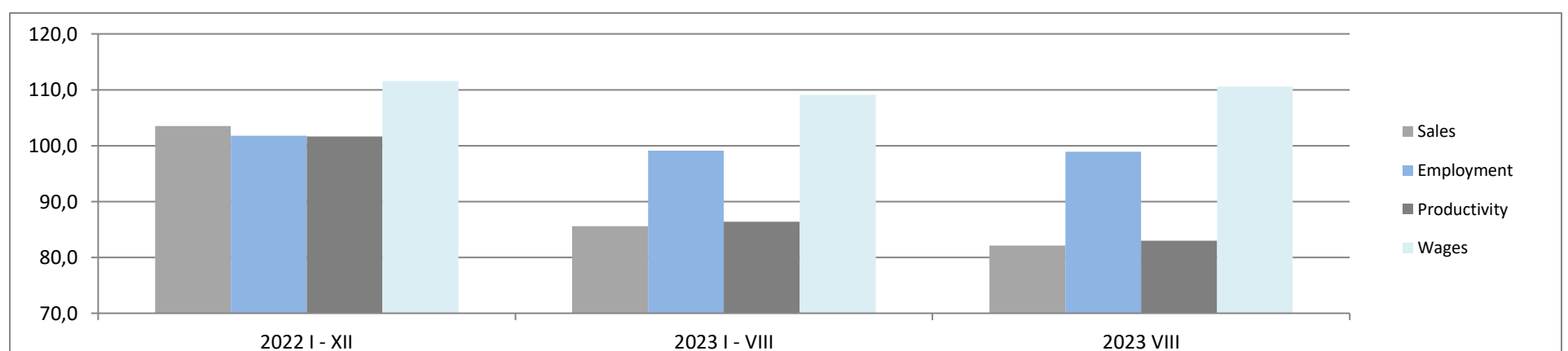
<b>2023 VIII</b>	<b>5 751</b>
Previous period = 100	97,4
Corresponding period = 100	82,1
<b>2023 I - VIII</b>	<b>54 994</b>
Corresponding period = 100	85,6
<b>2022 I - VIII</b>	<b>71 074</b>
<b>2022 I - XII</b>	<b>100 443</b>
Corresponding period = 100	103,5
<b>2021 I - XII</b>	<b>77 542</b>



### Compare key data

		<b>2021 I - XII</b>	<b>2022 I - XII</b>	<b>2022 I - VIII</b>	<b>2023 I - VIII</b>	<b>2023 VIII</b>
Sales	million PLN	77 542	100 443	71 074	54 994	5 751
Sales per employed	thous. PLN	1231	1569	1111	859	91
Employment	in thous.	63	64	64	64	63
Wages	in PLN	6261	6985	6911	7540	7583
			<b>2022 I - XII</b>		<b>2023 I - VIII</b>	<b>2023 VIII</b>
Sales	Corresponding period = 100		103,5		85,6	82,1
Employment	Corresponding period = 100		101,8		99,1	98,9
Productivity	Corresponding period = 100		101,7		86,4	83,0
Wages	Corresponding period = 100		111,6		109,1	110,6

### Comparison of sales, employment, productivity and wage dynamics for selected periods (corresponding = 100)

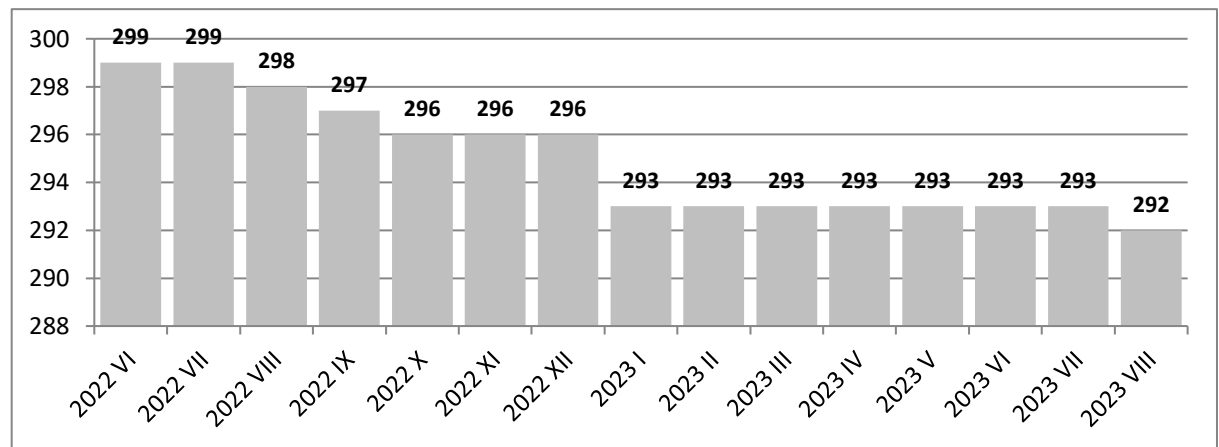




## Manufacture of metal products

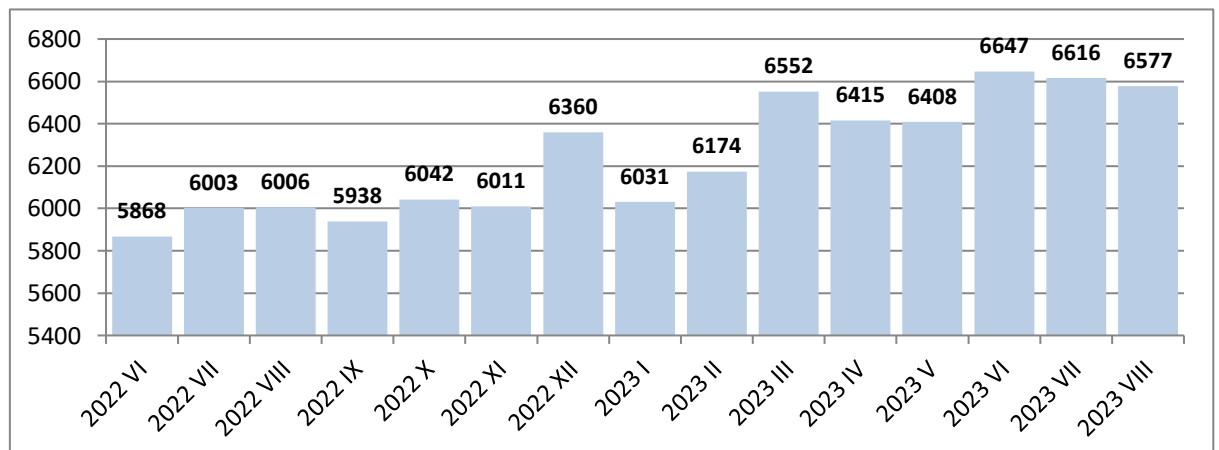
### Employment in thous.

<b>2023 VIII</b>	<b>292</b>
Previous period = 100	99,7
Corresponding period = 100	98,0
<b>2023 I - VIII</b>	<b>295</b>
Corresponding period = 100	98,7
<b>2022 I - VIII</b>	<b>299</b>
<b>2022 I - XII</b>	<b>298</b>
Corresponding period = 100	103,8
<b>2021 I - XII</b>	<b>287</b>



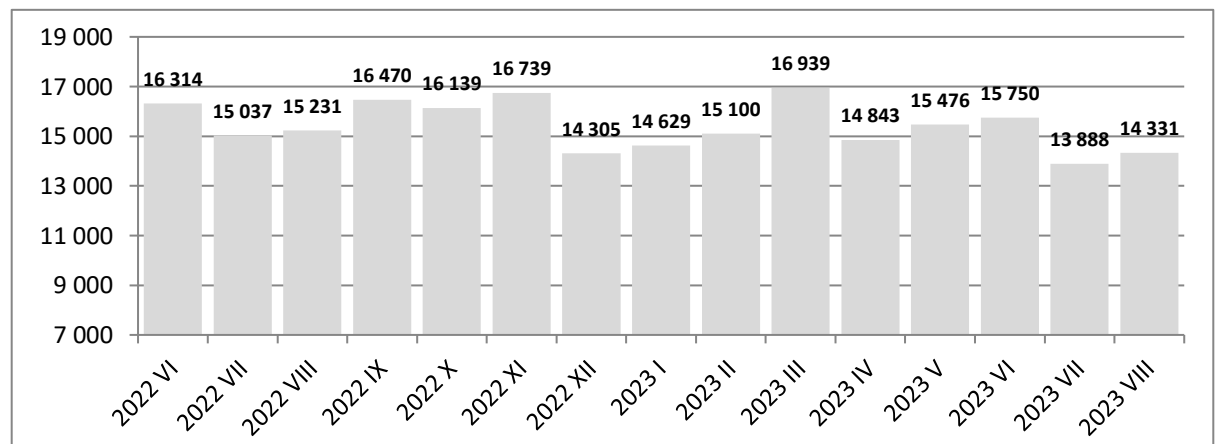
### Wages in PLN

<b>2023 VIII</b>	<b>6577</b>
Previous period = 100	99,4
Corresponding period = 100	109,5
<b>2023 I - VIII</b>	<b>6455</b>
Corresponding period = 100	109,9
<b>2022 I - VIII</b>	<b>5871</b>
<b>2022 I - XII</b>	<b>5966</b>
Corresponding period = 100	109,2
<b>2021 I - XII</b>	<b>5463</b>



### Sales million PLN

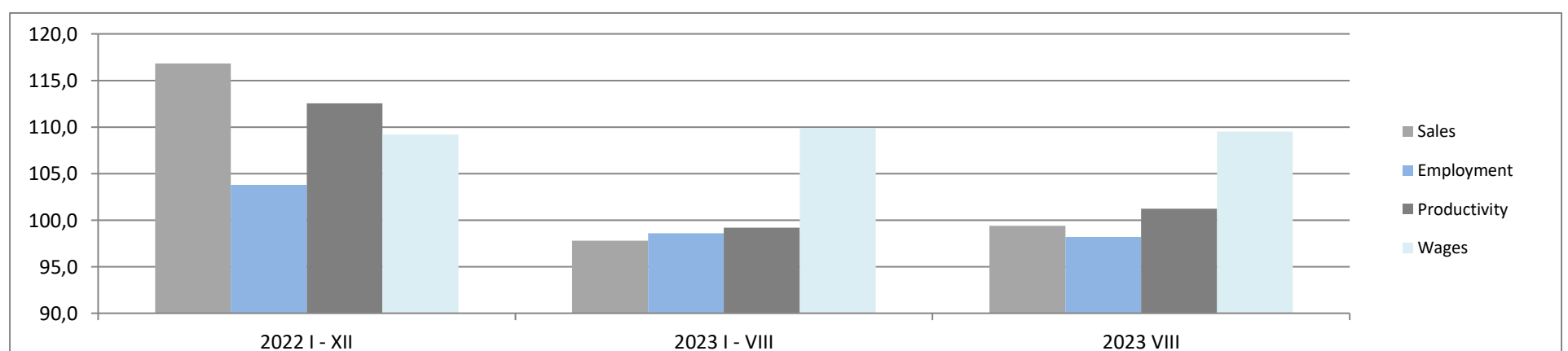
<b>2023 VIII</b>	<b>14 331</b>
Previous period = 100	103,7
Corresponding period = 100	99,4
<b>2023 I - VIII</b>	<b>122 189</b>
Corresponding period = 100	97,8
<b>2022 I - VIII</b>	<b>124 570</b>
<b>2022 I - XII</b>	<b>189 361</b>
Corresponding period = 100	116,8
<b>2021 I - XII</b>	<b>144 944</b>



### Compare key data

		<b>2021 I - XII</b>	<b>2022 I - XII</b>	<b>2022 I - VIII</b>	<b>2023 I - VIII</b>	<b>2023 VIII</b>
Sales	million PLN	144 944	189 361	124 570	122 189	14 331
Sales per employed	thous. PLN	505	635	417	414	49
Employment	in thous.	287	298	299	295	292
Wages	in PLN	5463	5966	5871	6455	6577
		<b>2022 I - XII</b>		<b>2023 I - VIII</b>		<b>2023 VIII</b>
Sales	Corresponding period = 100					99,4
Employment	Corresponding period = 100					98,2
Productivity	Corresponding period = 100					101,2
Wages	Corresponding period = 100					109,5

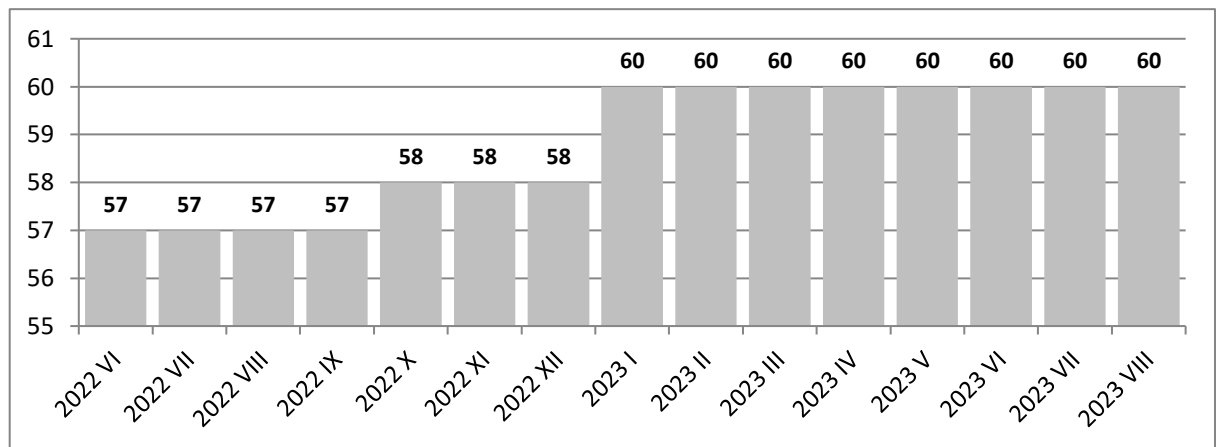
### Comparison of sales, employment, productivity and wage dynamics for selected periods (corresponding = 100)



## Manufacture of computer, electronic and optical products

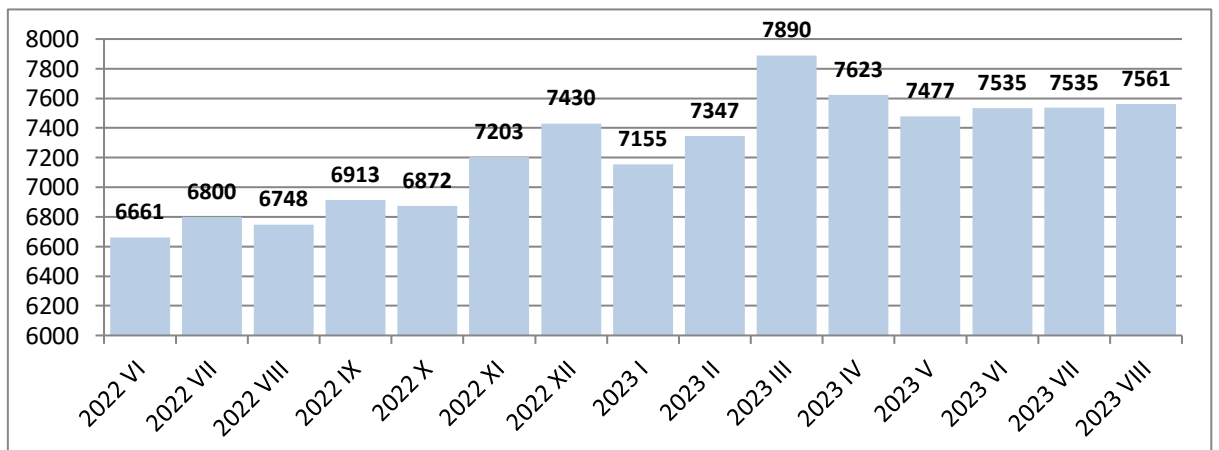
### Employment in thous.

<b>2023 VIII</b>	<b>60</b>
Previous period = 100	100,0
Corresponding period = 100	105,3
<b>2023 I - VIII</b>	<b>60</b>
Corresponding period = 100	105,3
<b>2022 I - VIII</b>	<b>57</b>
<b>2022 I - XII</b>	<b>58</b>
Corresponding period = 100	101,8
<b>2021 I - XII</b>	<b>57</b>



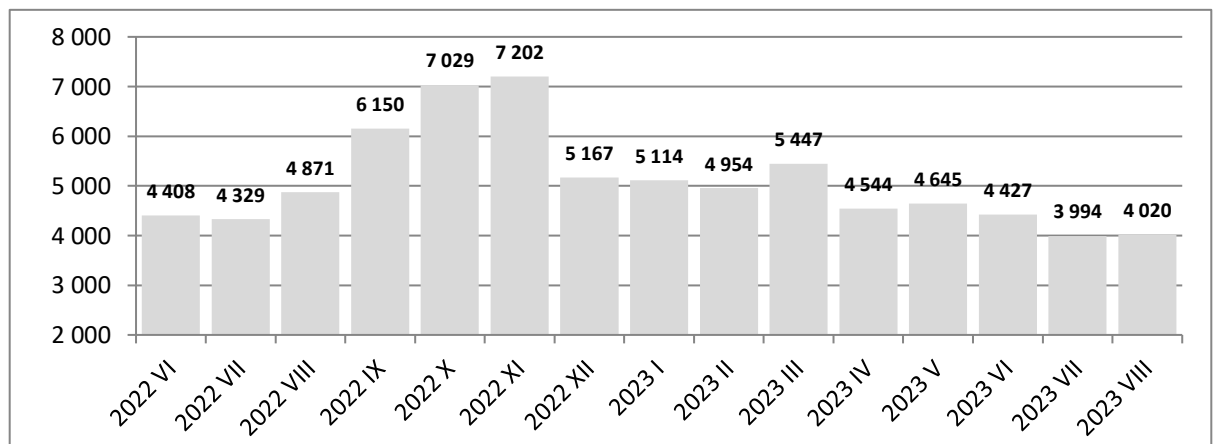
### Wages in PLN

<b>2023 VIII</b>	<b>7561</b>
Previous period = 100	100,3
Corresponding period = 100	112,0
<b>2023 I - VIII</b>	<b>7503</b>
Corresponding period = 100	111,4
<b>2022 I - VIII</b>	<b>6736</b>
<b>2022 I - XII</b>	<b>6919</b>
Corresponding period = 100	110,4
<b>2021 I - XII</b>	<b>6266</b>



### Sales million PLN

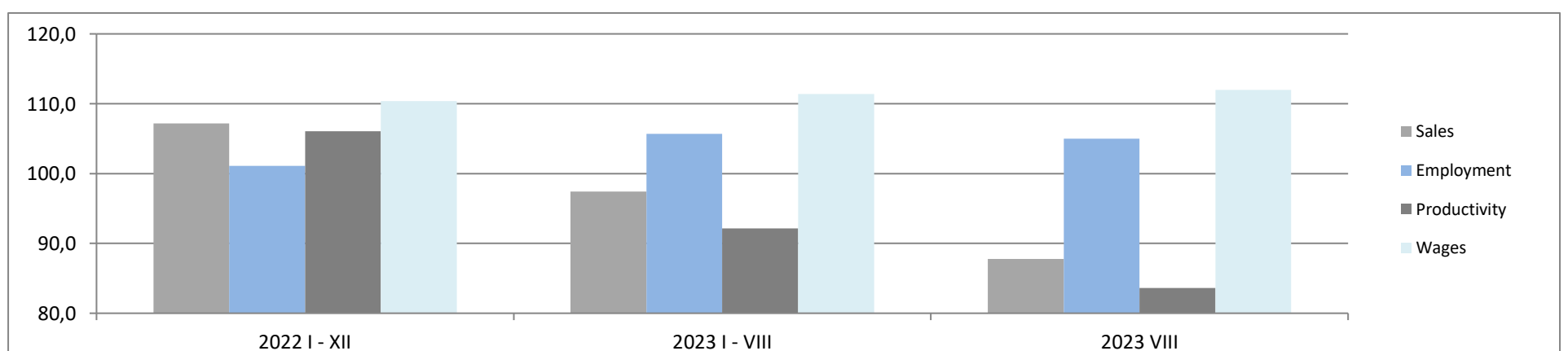
<b>2023 VIII</b>	<b>4 020</b>
Previous period = 100	99,9
Corresponding period = 100	87,8
<b>2023 I - VIII</b>	<b>37 262</b>
Corresponding period = 100	97,4
<b>2022 I - VIII</b>	<b>38 373</b>
<b>2022 I - XII</b>	<b>64 019</b>
Corresponding period = 100	107,2
<b>2021 I - XII</b>	<b>57 497</b>



### Compare key data

		<b>2021 I - XII</b>	<b>2022 I - XII</b>	<b>2022 I - VIII</b>	<b>2023 I - VIII</b>	<b>2023 VIII</b>
Sales	million PLN	57 497	64 019	38 373	37 262	4 020
Sales per employed	thous. PLN	1009	1104	673	621	67
Employment	in thous.	57	58	57	60	60
Wages	in PLN	6266	6919	6736	7503	7561
			<b>2022 I - XII</b>	<b>2023 I - VIII</b>	<b>2023 VIII</b>	
Sales	Corresponding period = 100		107,2	97,4	87,8	
Employment	Corresponding period = 100		101,1	105,7	105,0	
Productivity	Corresponding period = 100		106,0	92,1	83,6	
Wages	Corresponding period = 100		110,4	111,4	112,0	

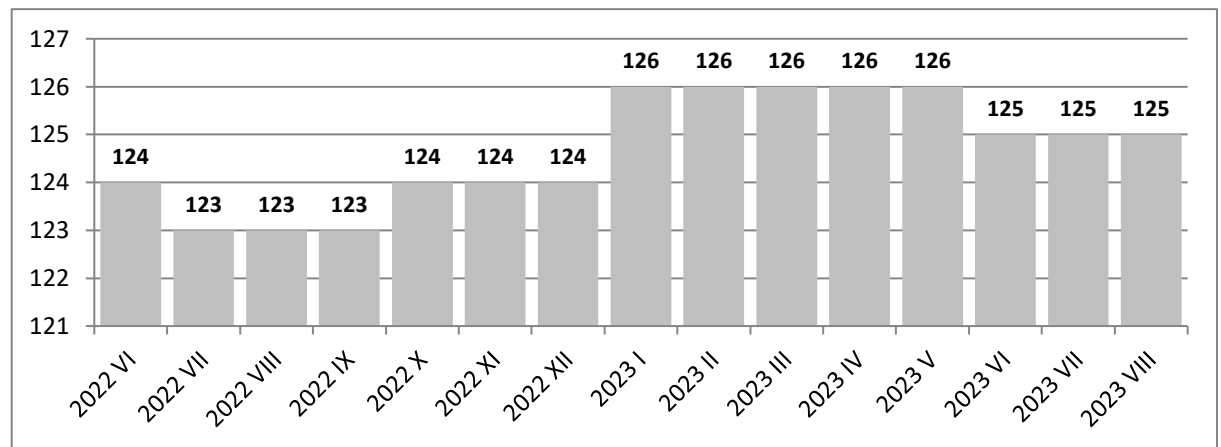
### Comparison of sales, employment, productivity and wage dynamics for selected periods (corresponding = 100)



## Manufacture of electrical equipment

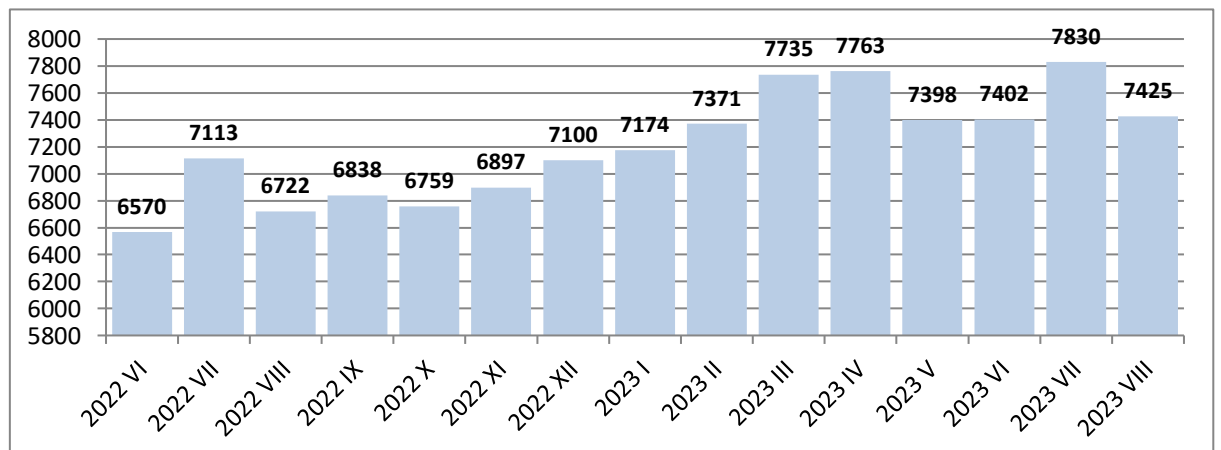
### Employment in thous.

<b>2023 VIII</b>	<b>125</b>
Previous period = 100	100,0
Corresponding period = 100	101,6
<b>2023 I - VIII</b>	<b>126</b>
Corresponding period = 100	102,4
<b>2022 I - VIII</b>	<b>123</b>
<b>2022 I - XII</b>	<b>123</b>
Corresponding period = 100	104,2
<b>2021 I - XII</b>	<b>118</b>



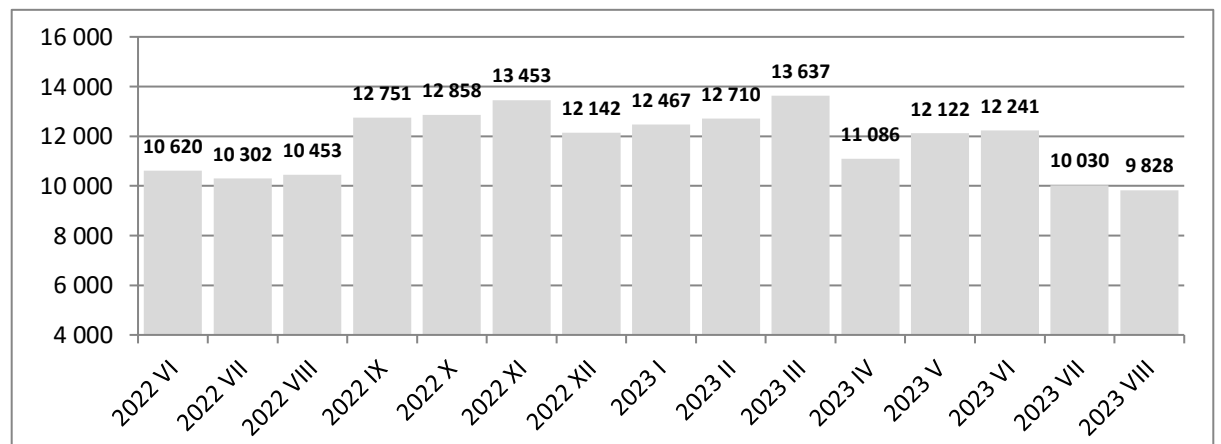
### Wages in PLN

<b>2023 VIII</b>	<b>7425</b>
Previous period = 100	94,8
Corresponding period = 100	110,5
<b>2023 I - VIII</b>	<b>7512</b>
Corresponding period = 100	109,9
<b>2022 I - VIII</b>	<b>6838</b>
<b>2022 I - XII</b>	<b>6836</b>
Corresponding period = 100	109,1
<b>2021 I - XII</b>	<b>6267</b>



### Sales million PLN

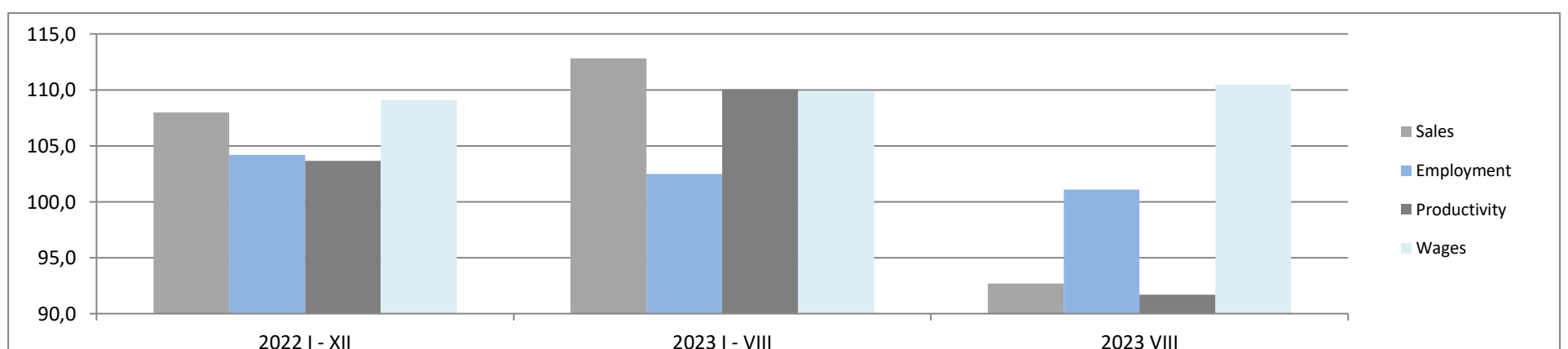
<b>2023 VIII</b>	<b>9 828</b>
Previous period = 100	97,8
Corresponding period = 100	92,7
<b>2023 I - VIII</b>	<b>94 964</b>
Corresponding period = 100	112,8
<b>2022 I - VIII</b>	<b>78 632</b>
<b>2022 I - XII</b>	<b>129 566</b>
Corresponding period = 100	108,0
<b>2021 I - XII</b>	<b>108 458</b>



### Compare key data

		<b>2021 I - XII</b>	<b>2022 I - XII</b>	<b>2022 I - VIII</b>	<b>2023 I - VIII</b>	<b>2023 VIII</b>
Sales	million PLN	108 458	129 566	78 632	94 964	9 828
Sales per employed	thous. PLN	919	1053	639	754	79
Employment	in thous.	118	123	123	126	125
Wages	in PLN	6267	6836	6838	7512	7425
<b>Corresponding period = 100</b>						
Sales			108,0		112,8	92,7
Employment			104,2		102,5	101,1
Productivity			103,6		110,0	91,7
Wages			109,1		109,9	110,5

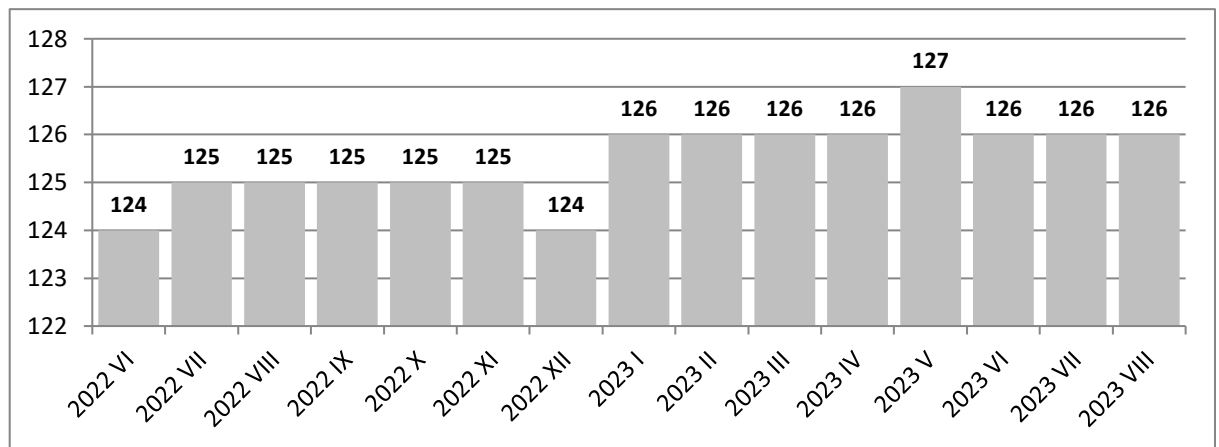
### Comparison of sales, employment, productivity and wage dynamics for selected periods (corresponding = 100)



## Manufacture of machinery and equipment n.e.c.

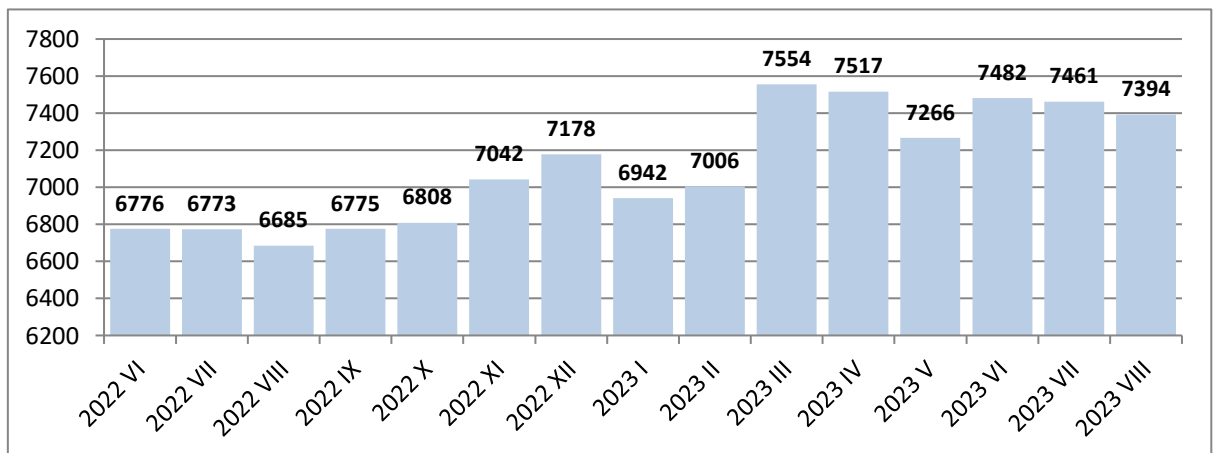
### Employment in thous.

<b>2023 VIII</b>	<b>126</b>
Previous period = 100	100,0
Corresponding period = 100	100,8
<b>2023 I - VIII</b>	<b>127</b>
Corresponding period = 100	102,4
<b>2022 I - VIII</b>	<b>124</b>
<b>2022 I - XII</b>	<b>125</b>
Corresponding period = 100	103,3
<b>2021 I - XII</b>	<b>121</b>



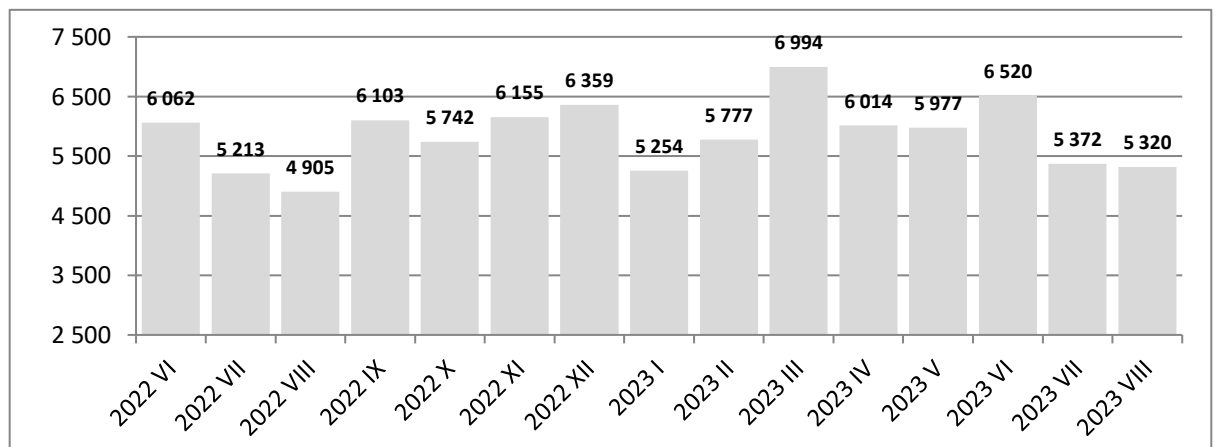
### Wages in PLN

<b>2023 VIII</b>	<b>7394</b>
Previous period = 100	99,1
Corresponding period = 100	110,6
<b>2023 I - VIII</b>	<b>7344</b>
Corresponding period = 100	111,2
<b>2022 I - VIII</b>	<b>6603</b>
<b>2022 I - XII</b>	<b>6723</b>
Corresponding period = 100	111,3
<b>2021 I - XII</b>	<b>6042</b>



### Sales million PLN

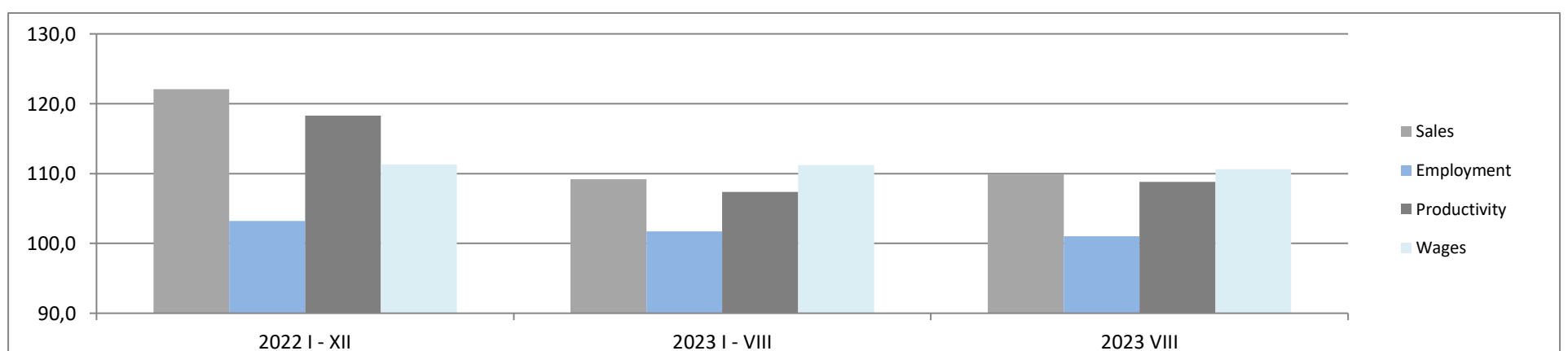
<b>2023 VIII</b>	<b>5 320</b>
Previous period = 100	98,8
Corresponding period = 100	109,9
<b>2023 I - VIII</b>	<b>47 691</b>
Corresponding period = 100	109,2
<b>2022 I - VIII</b>	<b>42 618</b>
<b>2022 I - XII</b>	<b>67 407</b>
Corresponding period = 100	122,1
<b>2021 I - XII</b>	<b>52 562</b>



### Compare key data

		<b>2021 I - XII</b>	<b>2022 I - XII</b>	<b>2022 I - VIII</b>	<b>2023 I - VIII</b>	<b>2023 VIII</b>
Sales	million PLN	52 562	67 407	42 618	47 691	5 320
Sales per employed	thous. PLN	434	539	344	376	42
Employment	in thous.	121	125	124	127	126
Wages	in PLN	6042	6723	6603	7344	7394
			<b>2022 I - XII</b>		<b>2023 I - VIII</b>	<b>2023 VIII</b>
Sales	Corresponding period = 100		122,1		109,2	109,9
Employment	Corresponding period = 100		103,2		101,7	101,0
Productivity	Corresponding period = 100		118,3		107,4	108,8
Wages	Corresponding period = 100		111,3		111,2	110,6

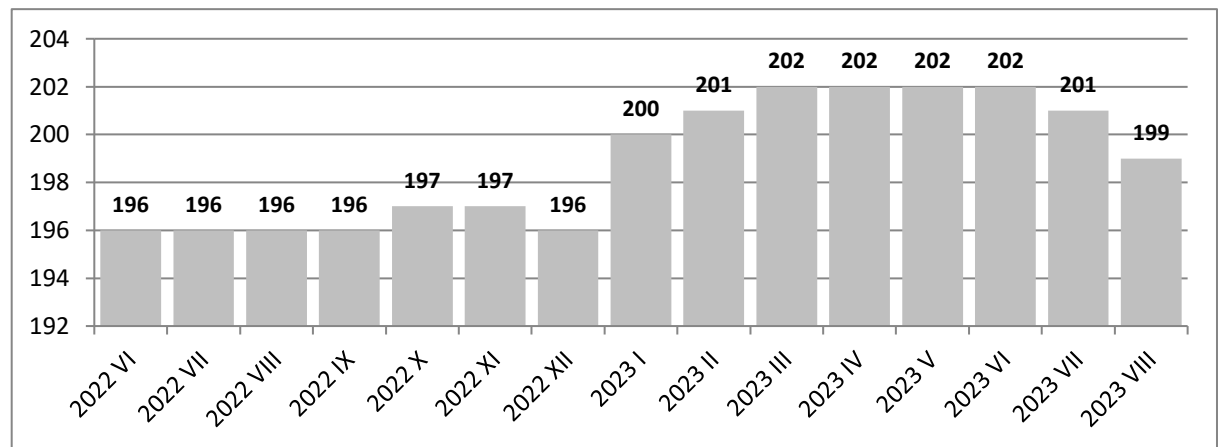
### Comparison of sales, employment, productivity and wage dynamics for selected periods (corresponding = 100)



## Manufacture of motor vehicles, trailers and semitrailers

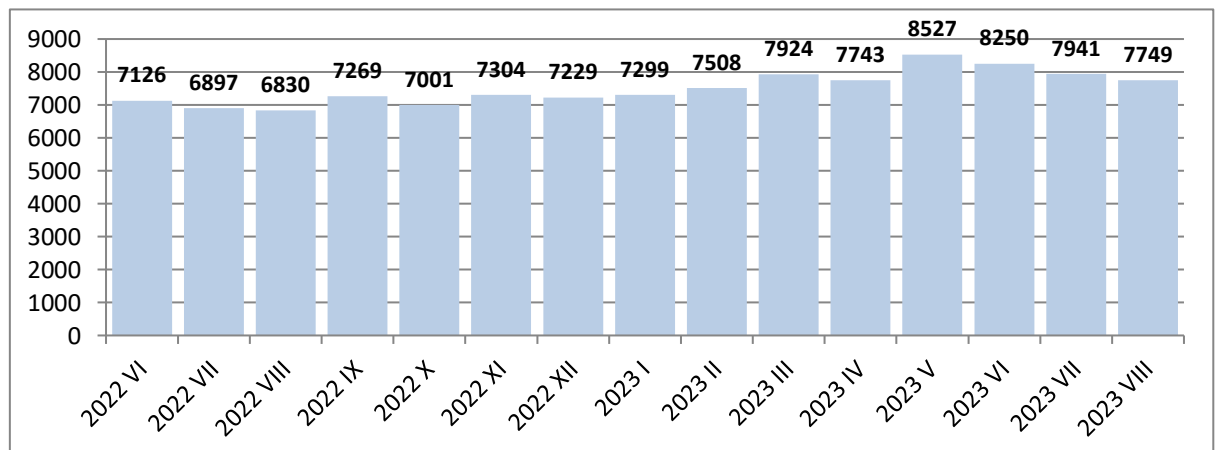
### Employment in thous.

<b>2023 VIII</b>	<b>199</b>
Previous period = 100	99,0
Corresponding period = 100	101,5
<b>2023 I - VIII</b>	<b>201</b>
Corresponding period = 100	102,0
<b>2022 I - VIII</b>	<b>197</b>
<b>2022 I - XII</b>	<b>196</b>
Corresponding period = 100	98,0
<b>2021 I - XII</b>	<b>200</b>



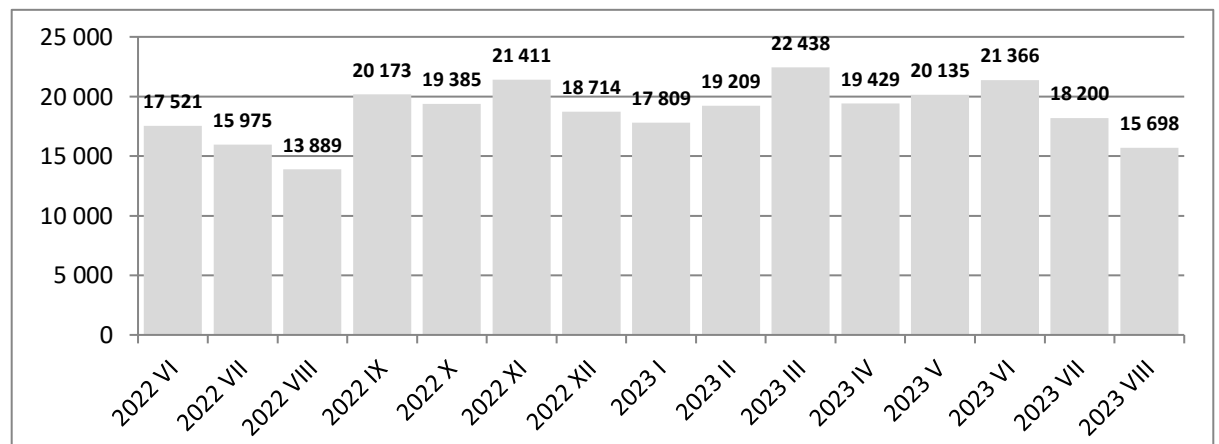
### Wages in PLN

<b>2023 VIII</b>	<b>7749</b>
Previous period = 100	97,6
Corresponding period = 100	113,5
<b>2023 I - VIII</b>	<b>7879</b>
Corresponding period = 100	114,8
<b>2022 I - VIII</b>	<b>6864</b>
<b>2022 I - XII</b>	<b>6981</b>
Corresponding period = 100	112,5
<b>2021 I - XII</b>	<b>6202</b>



### Sales million PLN

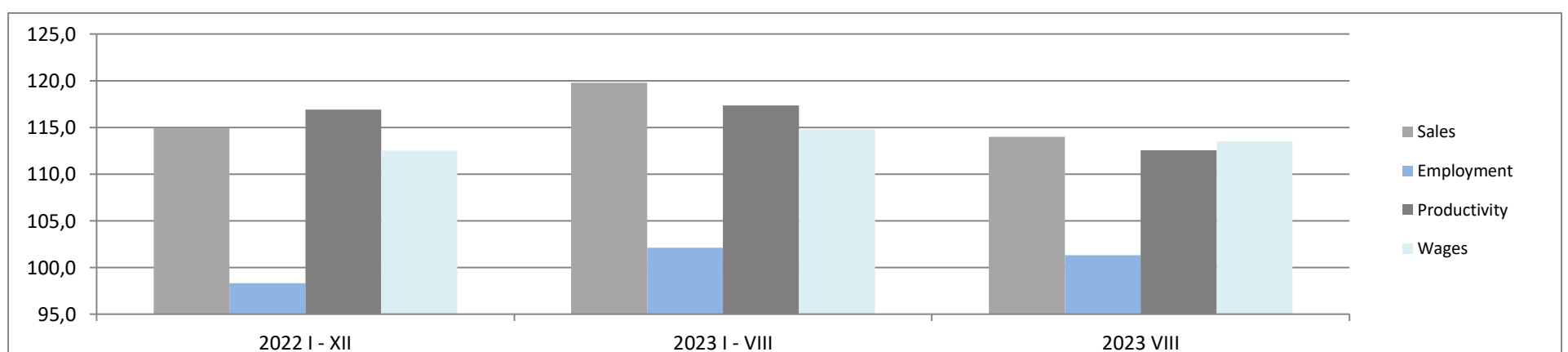
<b>2023 VIII</b>	<b>15 698</b>
Previous period = 100	86,3
Corresponding period = 100	114,0
<b>2023 I - VIII</b>	<b>153 970</b>
Corresponding period = 100	119,8
<b>2022 I - VIII</b>	<b>123 554</b>
<b>2022 I - XII</b>	<b>203 314</b>
Corresponding period = 100	114,9
<b>2021 I - XII</b>	<b>166 547</b>



### Compare key data

		<b>2021 I - XII</b>	<b>2022 I - XII</b>	<b>2022 I - VIII</b>	<b>2023 I - VIII</b>	<b>2023 VIII</b>
Sales	million PLN	166 547	203 314	123 554	153 970	15 698
Sales per employed	thous. PLN	833	1037	627	766	79
Employment	in thous.	200	196	197	201	199
Wages	in PLN	6202	6981	6864	7879	7749
			<b>2022 I - XII</b>	<b>2023 I - VIII</b>	<b>2023 VIII</b>	
Sales	Corresponding period = 100		114,9	119,8	114,0	
Employment	Corresponding period = 100		98,3	102,1	101,3	
Productivity	Corresponding period = 100		116,9	117,3	112,5	
Wages	Corresponding period = 100		112,5	114,8	113,5	

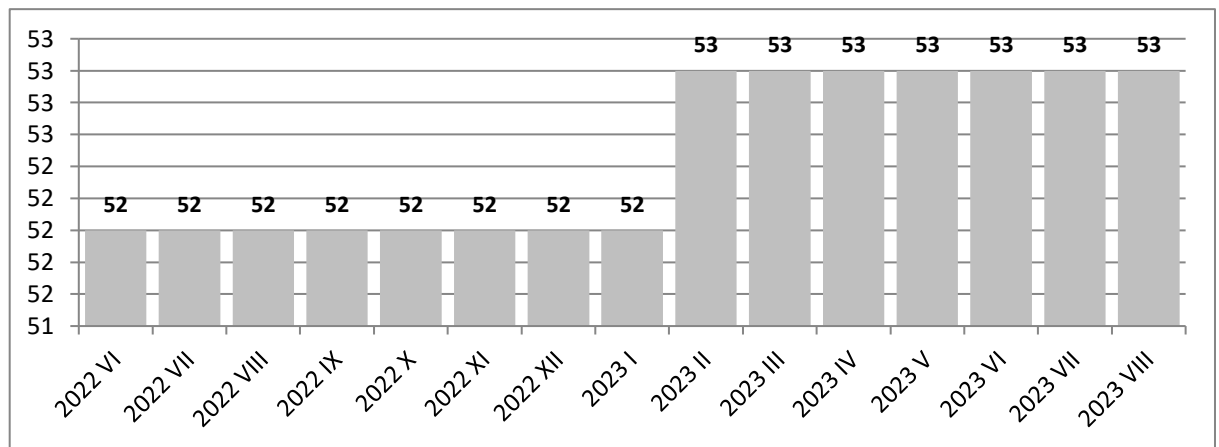
### Comparison of sales, employment, productivity and wage dynamics for selected periods (corresponding = 100)



## Manufacture of other transport equipment

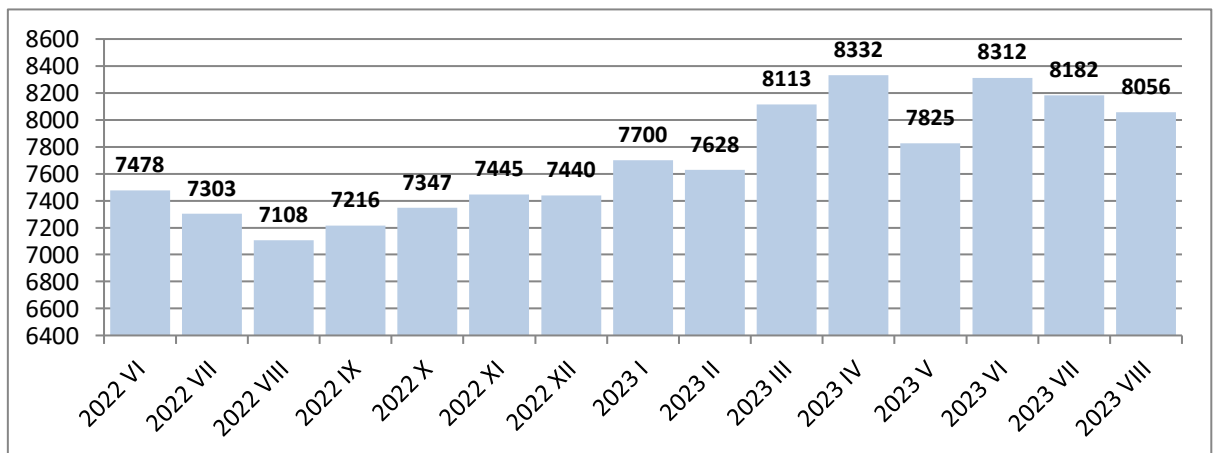
### Employment in thous.

<b>2023 VIII</b>	<b>53</b>
Previous period = 100	100,0
Corresponding period = 100	101,9
<b>2023 I - VIII</b>	<b>53</b>
Corresponding period = 100	101,9
<b>2022 I - VIII</b>	<b>52</b>
<b>2022 I - XII</b>	<b>52</b>
Corresponding period = 100	106,1
<b>2021 I - XII</b>	<b>49</b>



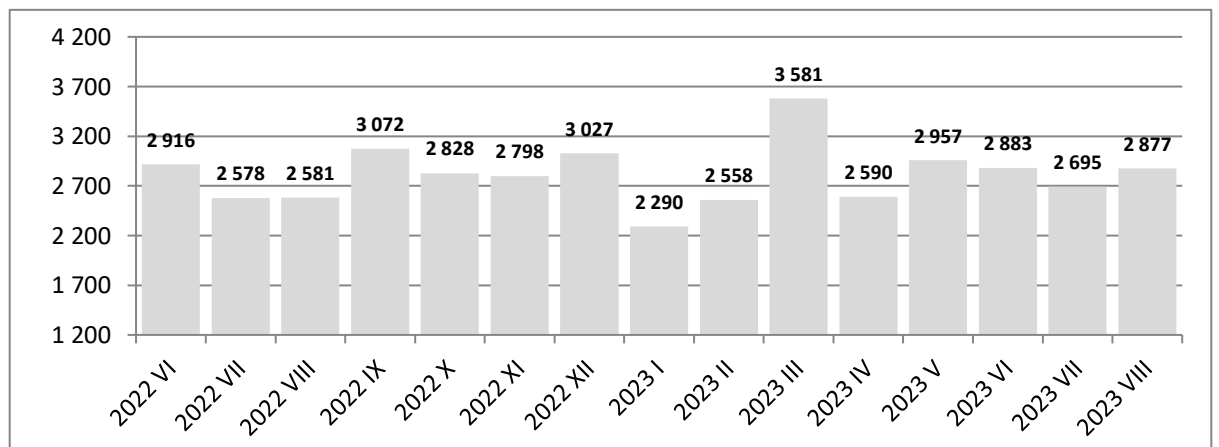
### Wages in PLN

<b>2023 VIII</b>	<b>8056</b>
Previous period = 100	98,5
Corresponding period = 100	113,3
<b>2023 I - VIII</b>	<b>8056</b>
Corresponding period = 100	111,6
<b>2022 I - VIII</b>	<b>7221</b>
<b>2022 I - XII</b>	<b>7273</b>
Corresponding period = 100	110,6
<b>2021 I - XII</b>	<b>6576</b>



### Sales million PLN

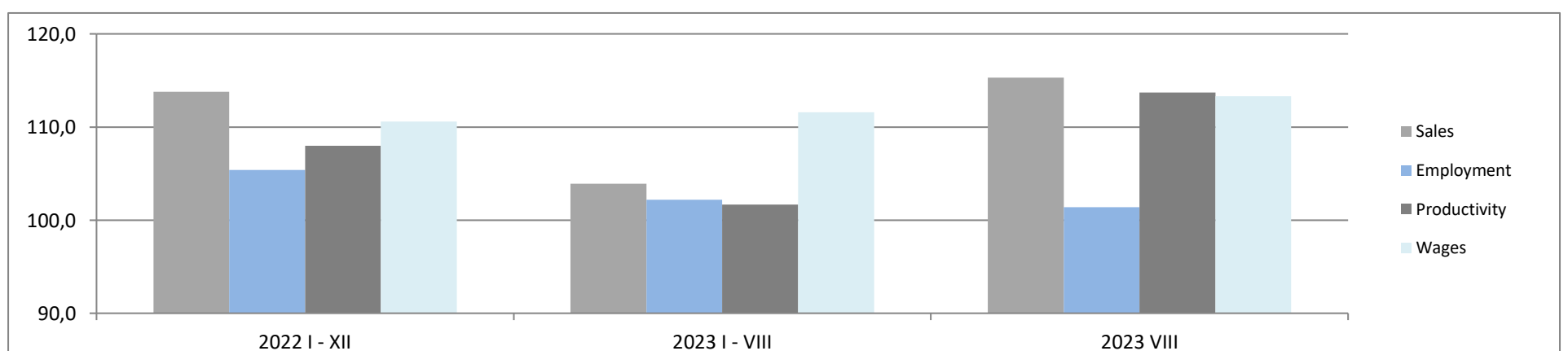
<b>2023 VIII</b>	<b>2 877</b>
Previous period = 100	106,5
Corresponding period = 100	115,3
<b>2023 I - VIII</b>	<b>22 706</b>
Corresponding period = 100	103,9
<b>2022 I - VIII</b>	<b>21 573</b>
<b>2022 I - XII</b>	<b>33 895</b>
Corresponding period = 100	113,8
<b>2021 I - XII</b>	<b>28 110</b>



### Compare key data

		<b>2021 I - XII</b>	<b>2022 I - XII</b>	<b>2022 I - VIII</b>	<b>2023 I - VIII</b>	<b>2023 VIII</b>
Sales	million PLN	28 110	33 895	21 573	22 706	2 877
Sales per employed	thous. PLN	574	652	415	428	54
Employment	in thous.	49	52	52	53	53
Wages	in PLN	6576	7273	7221	8056	8056
			<b>2022 I - XII</b>	<b>2023 I - VIII</b>	<b>2023 VIII</b>	
Sales	Corresponding period = 100		113,8	103,9	115,3	
Employment	Corresponding period = 100		105,4	102,2	101,4	
Productivity	Corresponding period = 100		108,0	101,7	113,7	
Wages	Corresponding period = 100		110,6	111,6	113,3	

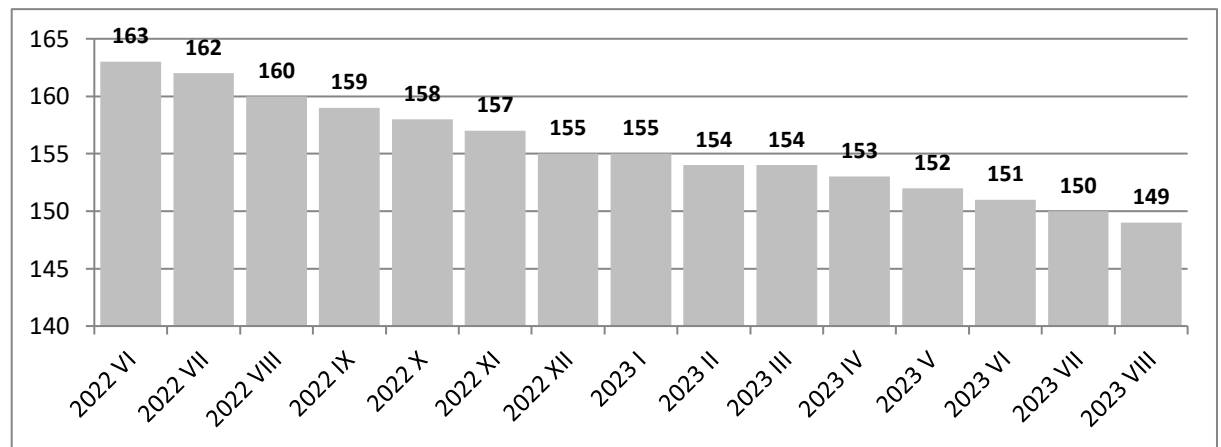
### Comparison of sales, employment, productivity and wage dynamics for selected periods (corresponding = 100)



## Manufacture of furniture

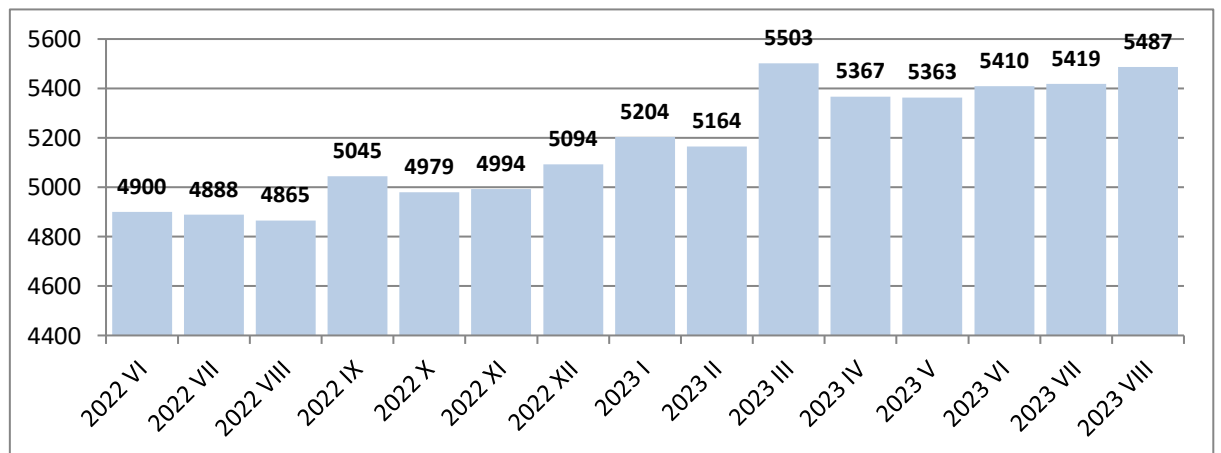
### Employment in thous.

<b>2023 VIII</b>	<b>149</b>
Previous period = 100	99,3
Corresponding period = 100	93,1
<b>2023 I - VIII</b>	<b>152</b>
Corresponding period = 100	92,7
<b>2022 I - VIII</b>	<b>164</b>
<b>2022 I - XII</b>	<b>163</b>
Corresponding period = 100	101,2
<b>2021 I - XII</b>	<b>161</b>



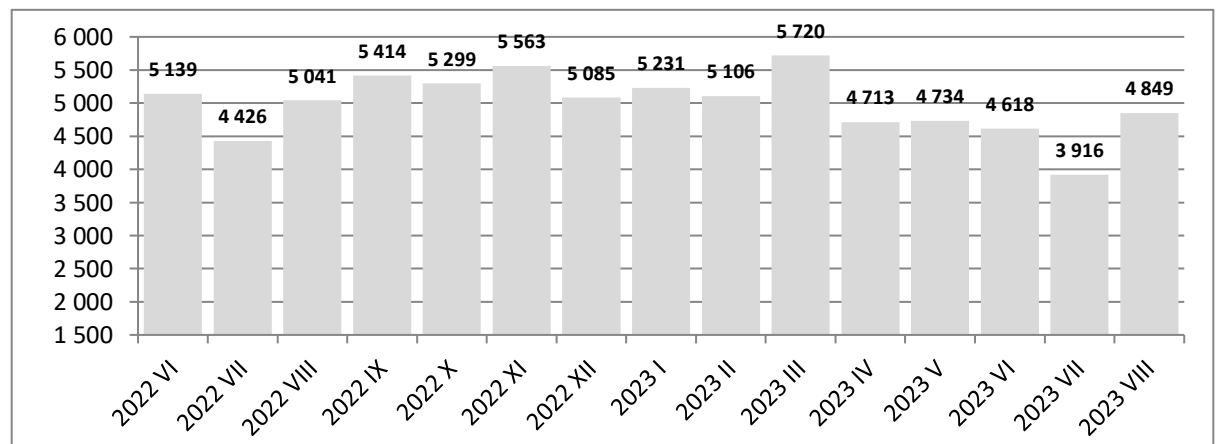
### Wages in PLN

<b>2023 VIII</b>	<b>5487</b>
Previous period = 100	101,3
Corresponding period = 100	112,8
<b>2023 I - VIII</b>	<b>5385</b>
Corresponding period = 100	110,1
<b>2022 I - VIII</b>	<b>4891</b>
<b>2022 I - XII</b>	<b>4943</b>
Corresponding period = 100	108,0
<b>2021 I - XII</b>	<b>4576</b>



### Sales million PLN

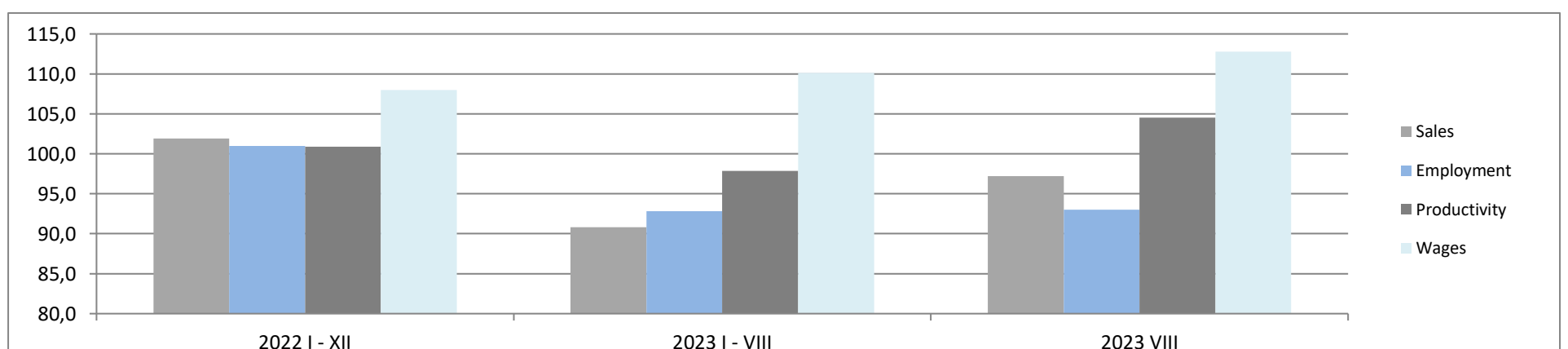
<b>2023 VIII</b>	<b>4 849</b>
Previous period = 100	124,1
Corresponding period = 100	97,2
<b>2023 I - VIII</b>	<b>38 976</b>
Corresponding period = 100	90,8
<b>2022 I - VIII</b>	<b>41 253</b>
<b>2022 I - XII</b>	<b>63 092</b>
Corresponding period = 100	101,9
<b>2021 I - XII</b>	<b>56 051</b>



### Compare key data

		<b>2021 I - XII</b>	<b>2022 I - XII</b>	<b>2022 I - VIII</b>	<b>2023 I - VIII</b>	<b>2023 VIII</b>
Sales	million PLN	56 051	63 092	41 253	38 976	4 849
Sales per employed	thous. PLN	348	387	252	256	33
Employment	in thous.	161	163	164	152	149
Wages	in PLN	4576	4943	4891	5385	5487
			<b>2022 I - XII</b>	<b>2023 I - VIII</b>	<b>2023 VIII</b>	
Sales	Corresponding period = 100		101,9	90,8	97,2	
Employment	Corresponding period = 100		101,0	92,8	93,0	
Productivity	Corresponding period = 100		100,9	97,8	104,5	
Wages	Corresponding period = 100		108,0	110,1	112,8	

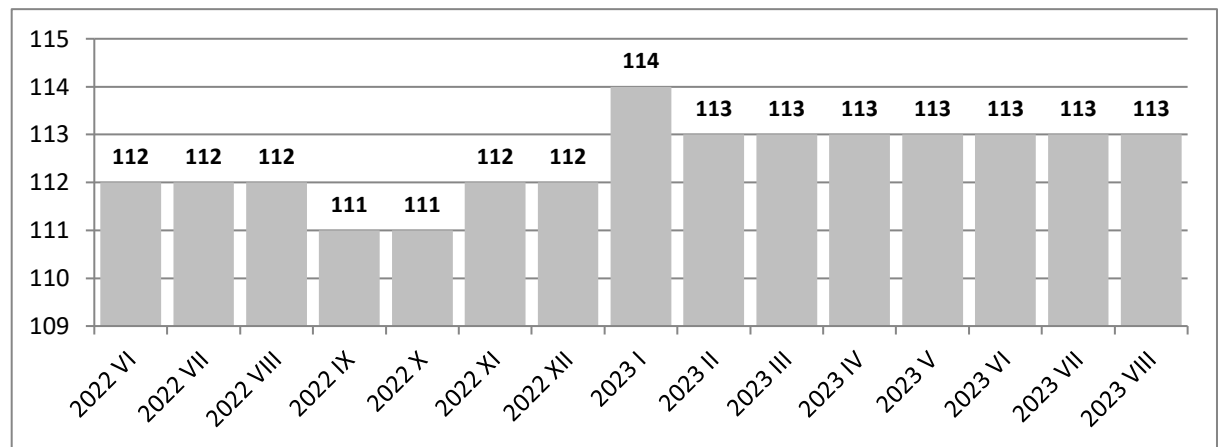
### Comparison of sales, employment, productivity and wage dynamics for selected periods (corresponding = 100)



## ELECTRICITY, GAS, STEAM AND AIR CONDITIONING SUPPLY

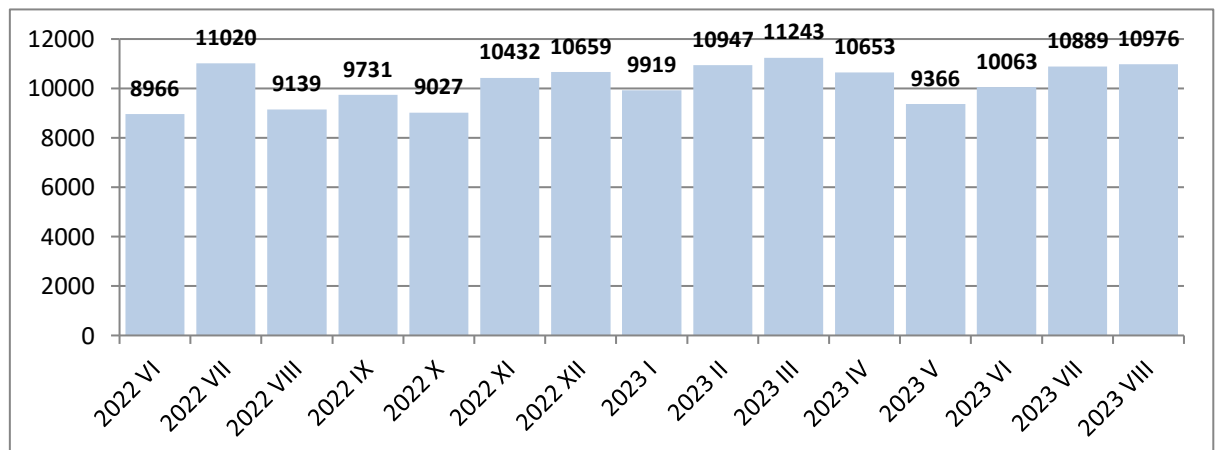
### Employment in thous.

<b>2023 VIII</b>	<b>113</b>
Previous period = 100	100,0
Corresponding period = 100	100,9
<b>2023 I - VIII</b>	<b>113</b>
Corresponding period = 100	100,9
<b>2022 I - VIII</b>	<b>112</b>
<b>2022 I - XII</b>	<b>112</b>
Corresponding period = 100	99,1
<b>2021 I - XII</b>	<b>113</b>



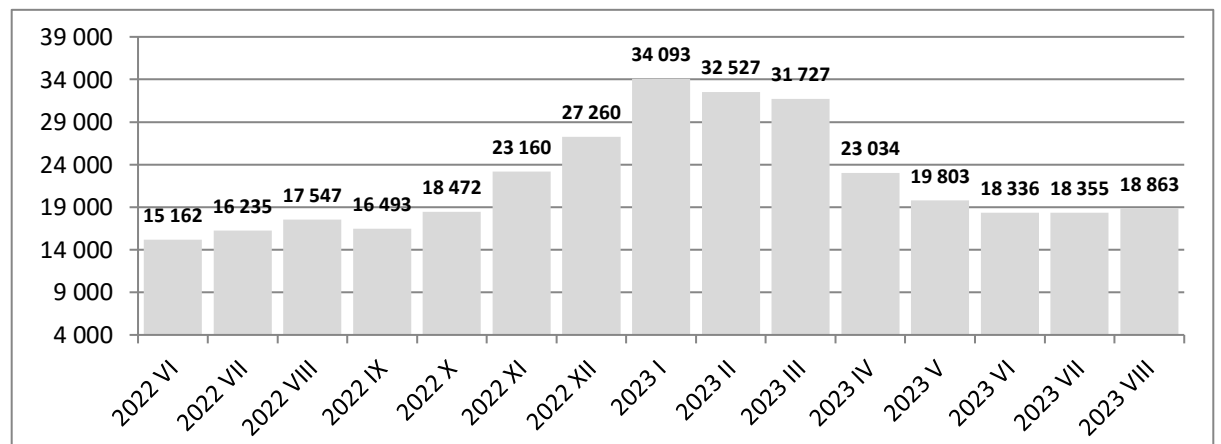
### Wages in PLN

<b>2023 VIII</b>	<b>10976</b>
Previous period = 100	100,8
Corresponding period = 100	120,1
<b>2023 I - VIII</b>	<b>10596</b>
Corresponding period = 100	112,6
<b>2022 I - VIII</b>	<b>9411</b>
<b>2022 I - XII</b>	<b>9623</b>
Corresponding period = 100	111,1
<b>2021 I - XII</b>	<b>8665</b>



### Sales million PLN

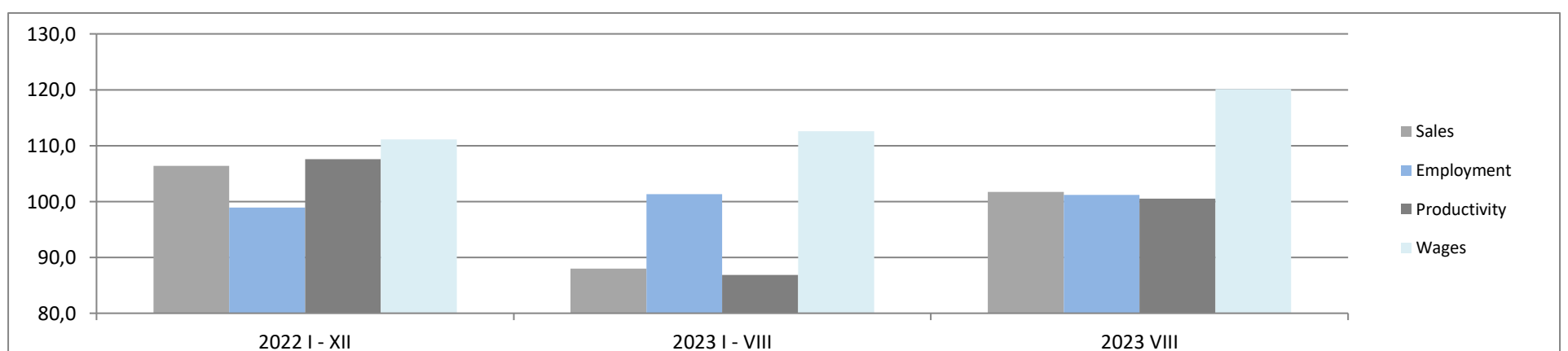
<b>2023 VIII</b>	<b>18 863</b>
Previous period = 100	103,1
Corresponding period = 100	101,7
<b>2023 I - VIII</b>	<b>190 839</b>
Corresponding period = 100	88,0
<b>2022 I - VIII</b>	<b>151 860</b>
<b>2022 I - XII</b>	<b>237 980</b>
Corresponding period = 100	106,4
<b>2021 I - XII</b>	<b>149 022</b>



### Compare key data

		<b>2021 I - XII</b>	<b>2022 I - XII</b>	<b>2022 I - VIII</b>	<b>2023 I - VIII</b>	<b>2023 VIII</b>
Sales	million PLN	149 022	237 980	151 860	190 839	18 863
Sales per employed	thous. PLN	1319	2125	1356	1689	167
Employment	in thous.	113	112	112	113	113
Wages	in PLN	8665	9623	9411	10596	10976
			<b>2022 I - XII</b>	<b>2023 I - VIII</b>	<b>2023 VIII</b>	
Sales	Corresponding period = 100		106,4	88,0	101,7	
Employment	Corresponding period = 100		98,9	101,3	101,2	
Productivity	Corresponding period = 100		107,6	86,9	100,5	
Wages	Corresponding period = 100		111,1	112,6	120,1	

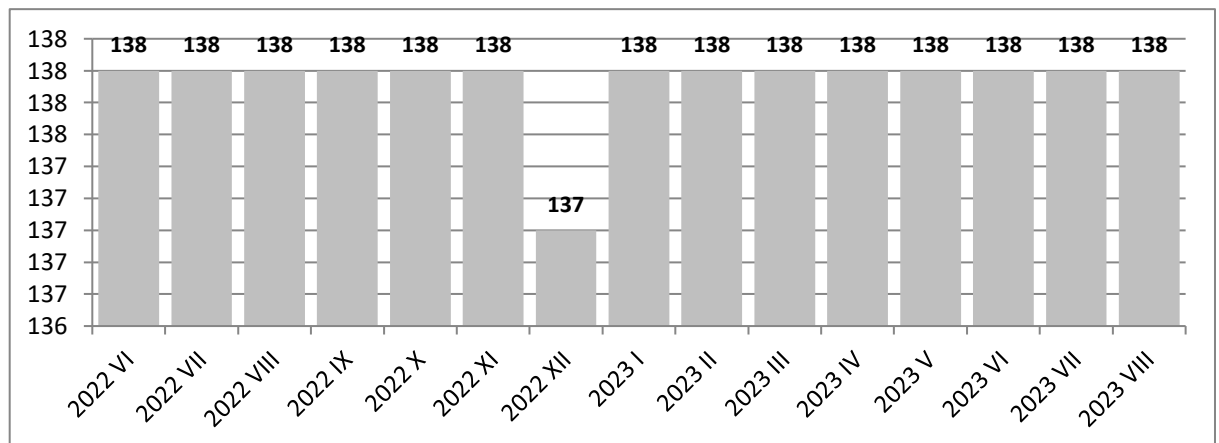
### Comparison of sales, employment, productivity and wage dynamics for selected periods (corresponding = 100)



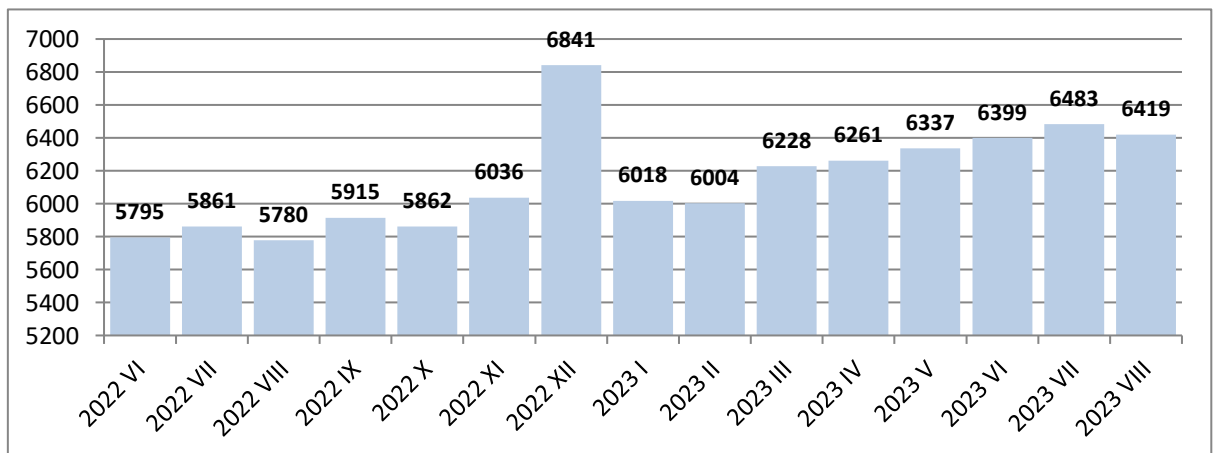


**WATER, SUPPLY; SEWERAGE, WASTE MANAGEMENT AND REMEDIATION ACTIVITIES**
**Employment in thous.**

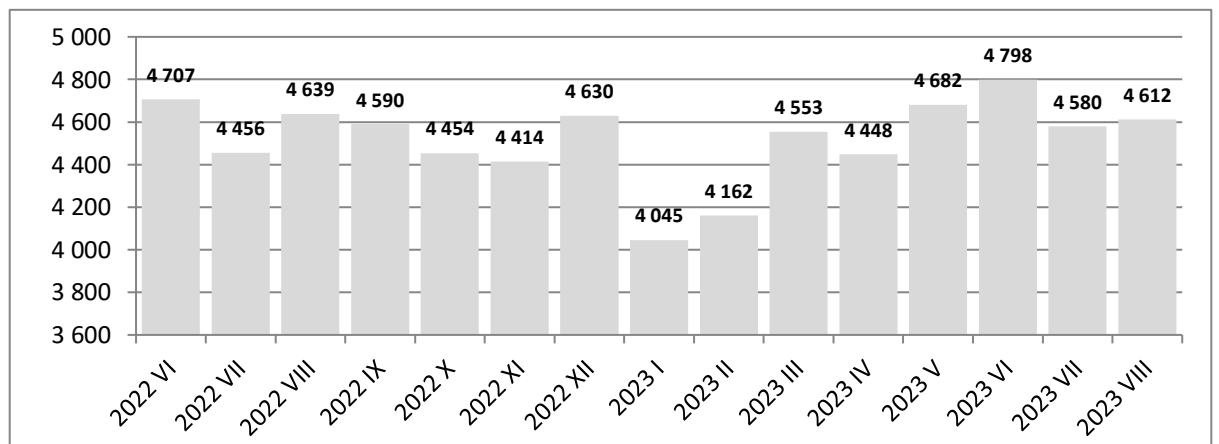
<b>2023 VIII</b>	<b>138</b>
Previous period = 100	100,0
Corresponding period = 100	100,0
<b>2023 I - VIII</b>	<b>138</b>
Corresponding period = 100	100,0
<b>2022 I - VIII</b>	<b>138</b>
<b>2022 I - XII</b>	<b>138</b>
Corresponding period = 100	102,2
<b>2021 I - XII</b>	<b>135</b>


**Wages in PLN**

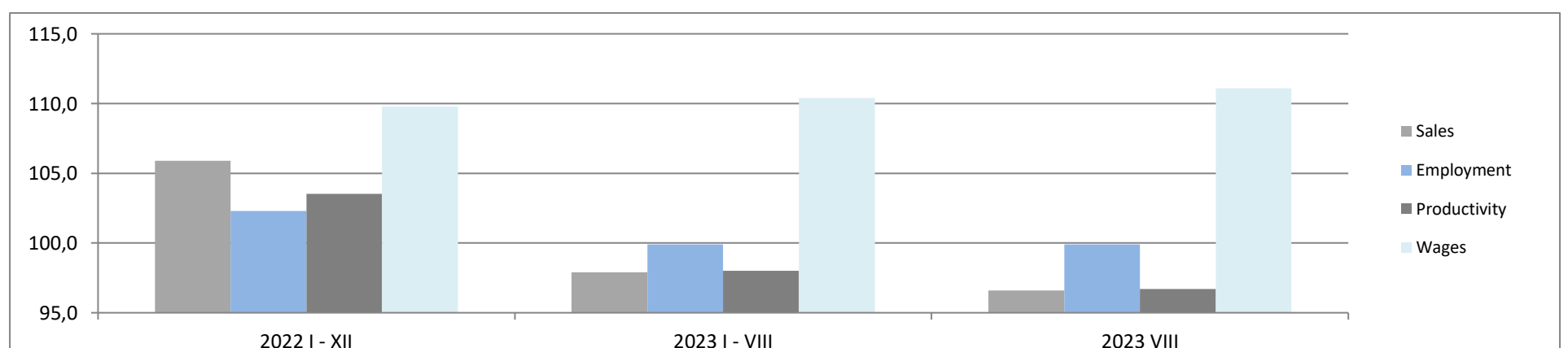
<b>2023 VIII</b>	<b>6419</b>
Previous period = 100	99,0
Corresponding period = 100	111,1
<b>2023 I - VIII</b>	<b>6295</b>
Corresponding period = 100	110,4
<b>2022 I - VIII</b>	<b>5702</b>
<b>2022 I - XII</b>	<b>5865</b>
Corresponding period = 100	109,8
<b>2021 I - XII</b>	<b>5343</b>


**Sales million PLN**

<b>2023 VIII</b>	<b>4 612</b>
Previous period = 100	100,9
Corresponding period = 100	96,6
<b>2023 I - VIII</b>	<b>37 245</b>
Corresponding period = 100	97,9
<b>2022 I - VIII</b>	<b>36 624</b>
<b>2022 I - XII</b>	<b>55 376</b>
Corresponding period = 100	105,9
<b>2021 I - XII</b>	<b>49 474</b>


**Compare key data**

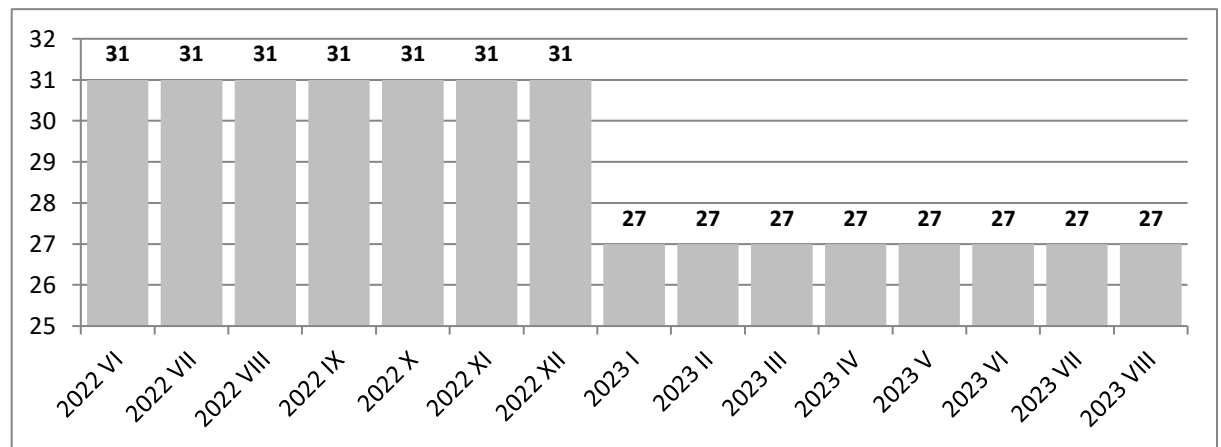
		<b>2021 I - XII</b>	<b>2022 I - XII</b>	<b>2022 I - VIII</b>	<b>2023 I - VIII</b>	<b>2023 VIII</b>
Sales	million PLN	49 474	55 376	36 624	37 245	4 612
Sales per employed	thous. PLN	366	401	265	270	33
Employment	in thous.	135	138	138	138	138
Wages	in PLN	5343	5865	5702	6295	6419
		<b>2022 I - XII</b>		<b>2023 I - VIII</b>		<b>2023 VIII</b>
Sales	Corresponding period = 100	105,9		97,9		96,6
Employment	Corresponding period = 100	102,3		99,9		99,9
Productivity	Corresponding period = 100	103,5		98,0		96,7
Wages	Corresponding period = 100	109,8		110,4		111,1

**Comparison of sales, employment, productivity and wage dynamics for selected periods (corresponding = 100)**


## Water collection, treatment and supply

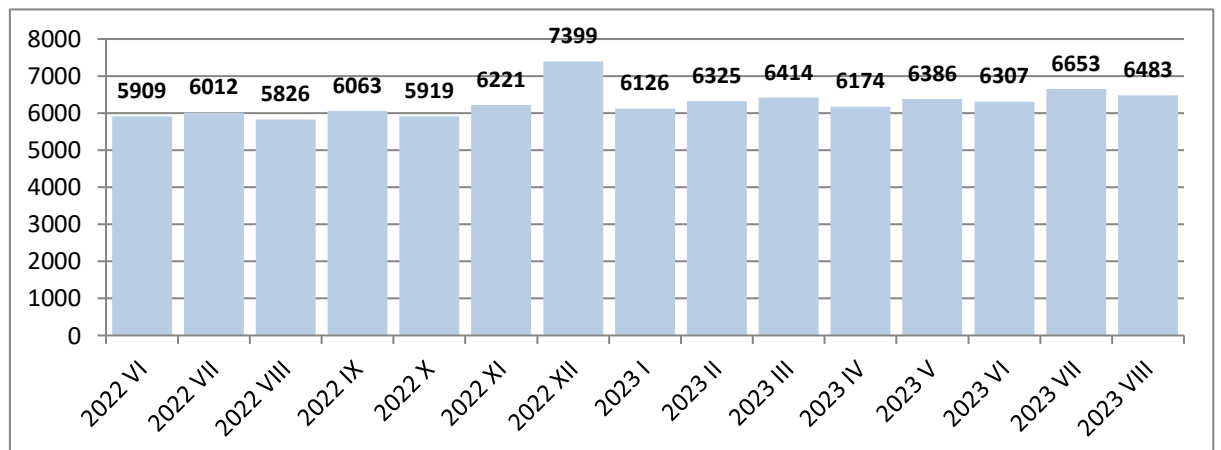
### Employment in thous.

<b>2023 VIII</b>	<b>27</b>
Previous period = 100	100,0
Corresponding period = 100	87,1
<b>2023 I - VIII</b>	<b>27</b>
Corresponding period = 100	87,1
<b>2022 I - VIII</b>	<b>31</b>
<b>2022 I - XII</b>	<b>31</b>
Corresponding period = 100	100,0
<b>2021 I - XII</b>	<b>31</b>



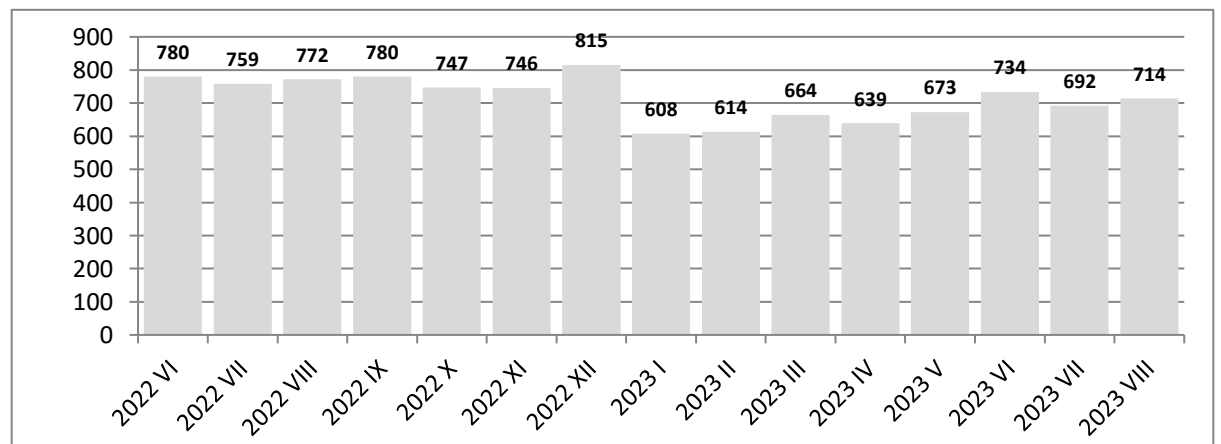
### Wages in PLN

<b>2023 VIII</b>	<b>6483</b>
Previous period = 100	97,4
Corresponding period = 100	111,3
<b>2023 I - VIII</b>	<b>6388</b>
Corresponding period = 100	109,9
<b>2022 I - VIII</b>	<b>5812</b>
<b>2022 I - XII</b>	<b>6017</b>
Corresponding period = 100	109,1
<b>2021 I - XII</b>	<b>5513</b>



### Sales million PLN

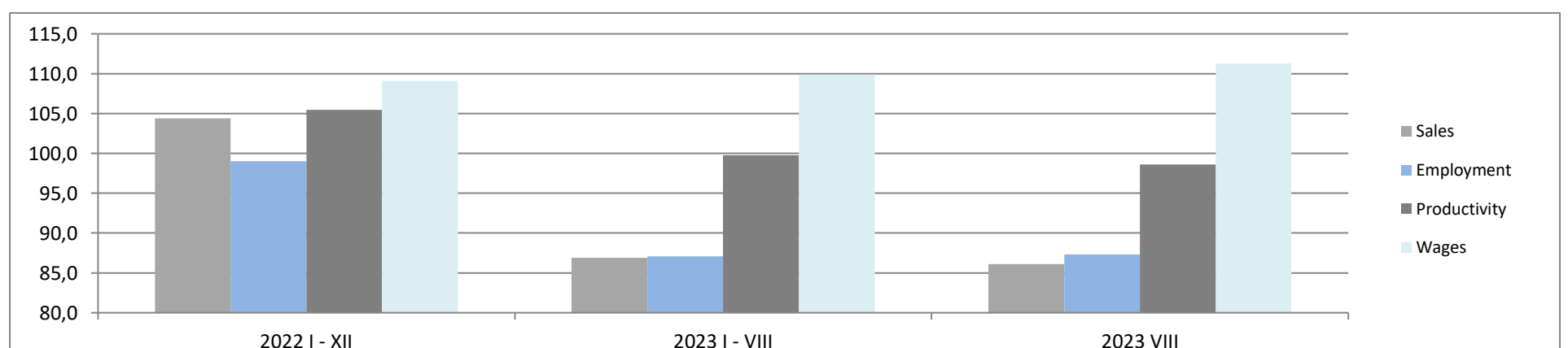
<b>2023 VIII</b>	<b>714</b>
Previous period = 100	103,0
Corresponding period = 100	86,1
<b>2023 I - VIII</b>	<b>5 480</b>
Corresponding period = 100	86,9
<b>2022 I - VIII</b>	<b>5 938</b>
<b>2022 I - XII</b>	<b>9 074</b>
Corresponding period = 100	104,4
<b>2021 I - XII</b>	<b>8 491</b>



### Compare key data

		2021 I - XII	2022 I - XII	2022 I - VIII	2023 I - VIII	2023 VIII
Sales	million PLN	8 491	9 074	5 938	5 480	714
Sales per employed	thous. PLN	274	293	192	203	26
Employment	in thous.	31	31	31	27	27
Wages	in PLN	5513	6017	5812	6388	6483
		2022 I - XII		2023 I - VIII		2023 VIII
Sales	Corresponding period = 100			86,9		86,1
Employment	Corresponding period = 100			87,1		87,3
Productivity	Corresponding period = 100			99,8		98,6
Wages	Corresponding period = 100			109,9		111,3

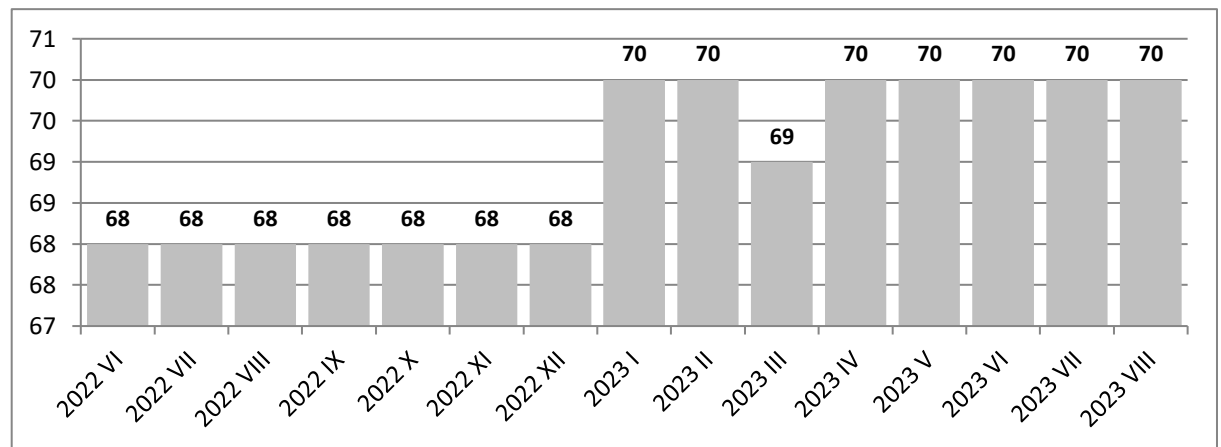
### Comparison of sales, employment, productivity and wage dynamics for selected periods (corresponding = 100)



## Waste collection, treatment and disposal activities; materials recovery

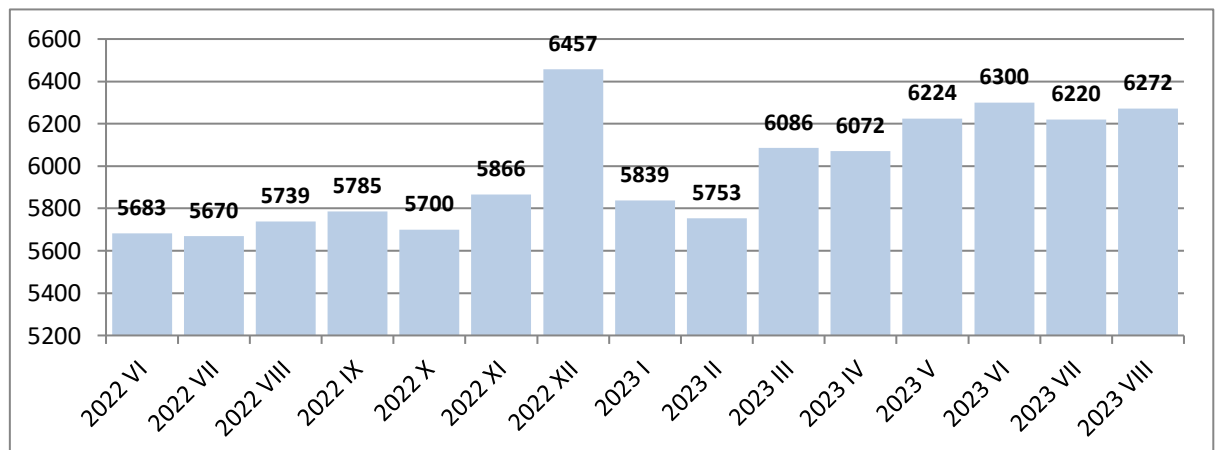
### Employment in thous.

<b>2023 VIII</b>	<b>70</b>
Previous period = 100	100,0
Corresponding period = 100	102,9
<b>2023 I - VIII</b>	<b>69</b>
Corresponding period = 100	101,5
<b>2022 I - VIII</b>	<b>68</b>
<b>2022 I - XII</b>	<b>68</b>
Corresponding period = 100	104,6
<b>2021 I - XII</b>	<b>65</b>



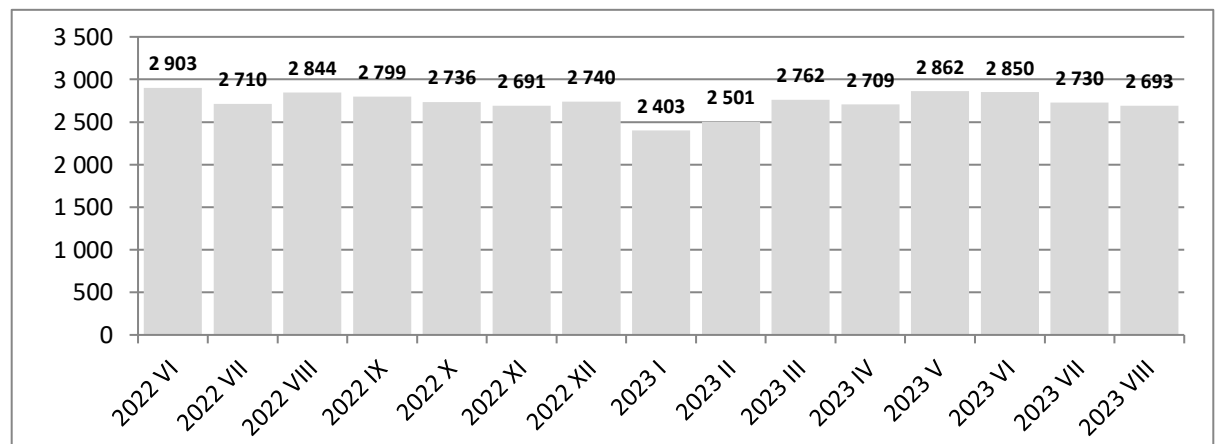
### Wages in PLN

<b>2023 VIII</b>	<b>6272</b>
Previous period = 100	100,8
Corresponding period = 100	109,3
<b>2023 I - VIII</b>	<b>6130</b>
Corresponding period = 100	109,9
<b>2022 I - VIII</b>	<b>5579</b>
<b>2022 I - XII</b>	<b>5711</b>
Corresponding period = 100	111,1
<b>2021 I - XII</b>	<b>5141</b>



### Sales million PLN

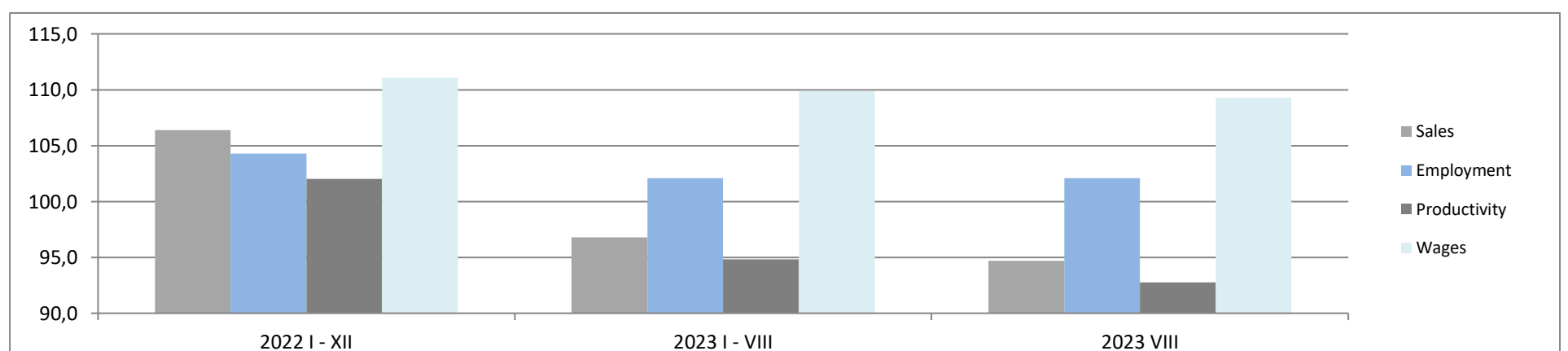
<b>2023 VIII</b>	<b>2 693</b>
Previous period = 100	98,9
Corresponding period = 100	94,7
<b>2023 I - VIII</b>	<b>22 594</b>
Corresponding period = 100	96,8
<b>2022 I - VIII</b>	<b>22 910</b>
<b>2022 I - XII</b>	<b>34 386</b>
Corresponding period = 100	106,4
<b>2021 I - XII</b>	<b>30 203</b>



### Compare key data

		<b>2021 I - XII</b>	<b>2022 I - XII</b>	<b>2022 I - VIII</b>	<b>2023 I - VIII</b>	<b>2023 VIII</b>
Sales	million PLN	30 203	34 386	22 910	22 594	2 693
Sales per employed	thous. PLN	465	506	337	327	38
Employment	in thous.	65	68	68	69	70
Wages	in PLN	5141	5711	5579	6130	6272
			<b>2022 I - XII</b>	<b>2023 I - VIII</b>	<b>2023 VIII</b>	
Sales	Corresponding period = 100		106,4	96,8	94,7	
Employment	Corresponding period = 100		104,3	102,1	102,1	
Productivity	Corresponding period = 100		102,0	94,8	92,8	
Wages	Corresponding period = 100		111,1	109,9	109,3	

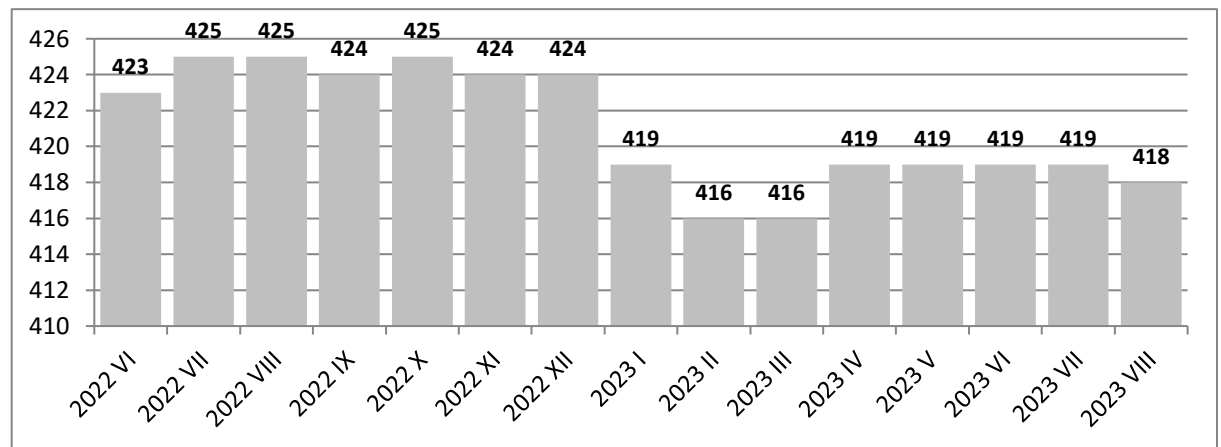
### Comparison of sales, employment, productivity and wage dynamics for selected periods (corresponding = 100)



## CONSTRUCTION - Total

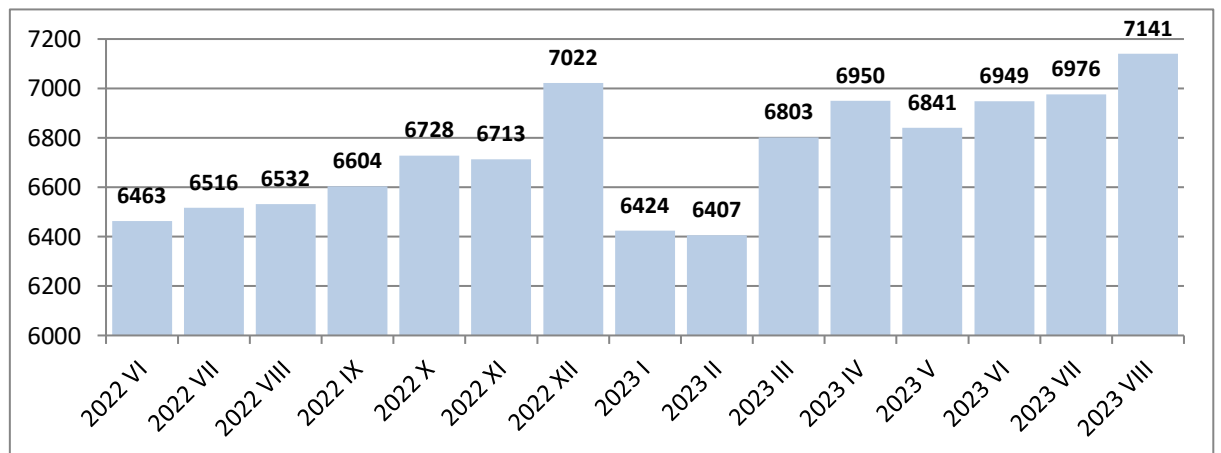
### Employment in thous.

<b>2023 VIII</b>	<b>418</b>
Previous period = 100	99,8
Corresponding period = 100	98,4
<b>2023 I - VIII</b>	<b>420</b>
Corresponding period = 100	98,4
<b>2022 I - VIII</b>	<b>427</b>
<b>2022 I - XII</b>	<b>432</b>
Corresponding period = 100	102,1
<b>2021 I - XII</b>	<b>423</b>



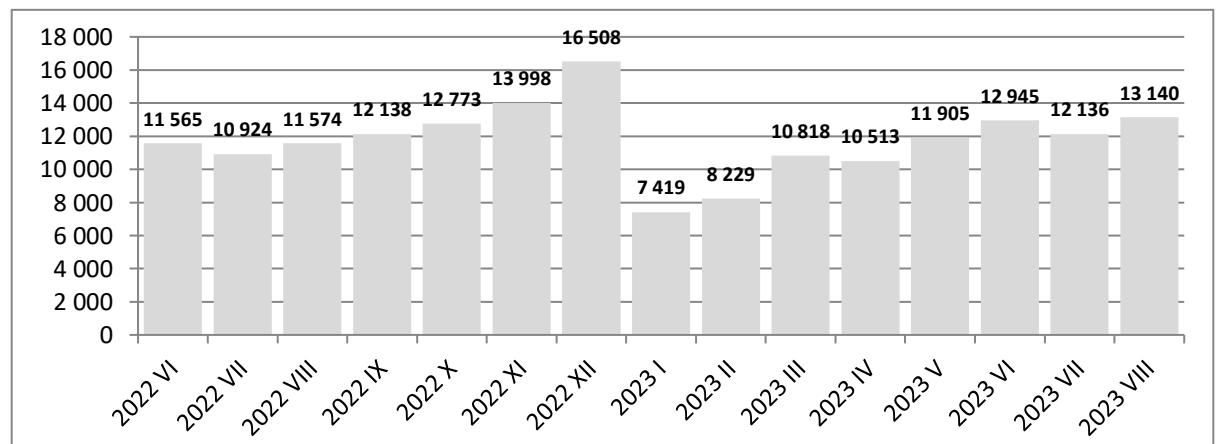
### Wages in PLN

<b>2023 VIII</b>	<b>7141</b>
Previous period = 100	102,4
Corresponding period = 100	109,3
<b>2023 I - VIII</b>	<b>6874</b>
Corresponding period = 100	107,0
<b>2022 I - VIII</b>	<b>6423</b>
<b>2022 I - XII</b>	<b>6534</b>
Corresponding period = 100	112,2
<b>2021 I - XII</b>	<b>5826</b>



### Sales million PLN

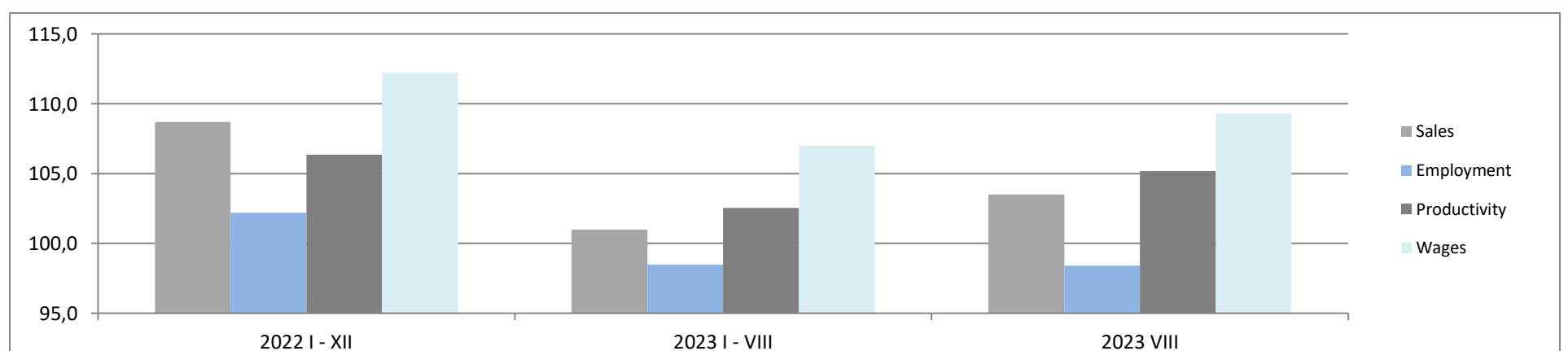
<b>2023 VIII</b>	<b>13 140</b>
Previous period = 100	107,4
Corresponding period = 100	103,5
<b>2023 I - VIII</b>	<b>91 065</b>
Corresponding period = 100	101,0
<b>2022 I - VIII</b>	<b>81 336</b>
<b>2022 I - XII</b>	<b>142 704</b>
Corresponding period = 100	108,7
<b>2021 I - XII</b>	<b>121 524</b>



### Compare key data

		2021 I - XII	2022 I - XII	2022 I - VIII	2023 I - VIII	2023 VIII
Sales	million PLN	121 524	142 704	81 336	91 065	13 140
Sales per employed	thous. PLN	287	330	190	217	31
Employment	in thous.	423	432	427	420	418
Wages	in PLN	5826	6534	6423	6874	7141
			2022 I - XII	2023 I - VIII	2023 VIII	
Sales	Corresponding period = 100		108,7	101,0	103,5	
Employment	Corresponding period = 100		102,2	98,5	98,4	
Productivity	Corresponding period = 100		106,4	102,5	105,2	
Wages	Corresponding period = 100		112,2	107,0	109,3	

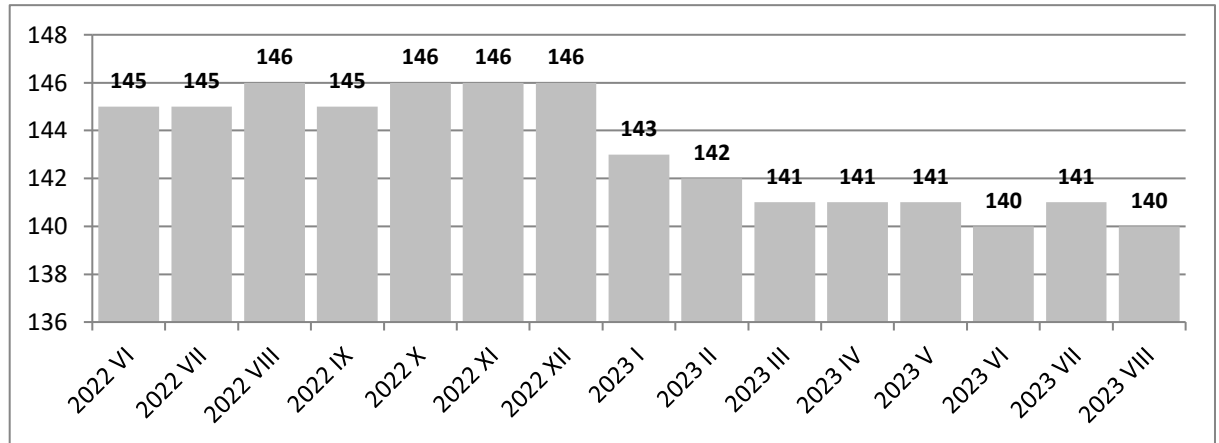
### Comparison of sales, employment, productivity and wage dynamics for selected periods (corresponding = 100)



## Construction of buildings

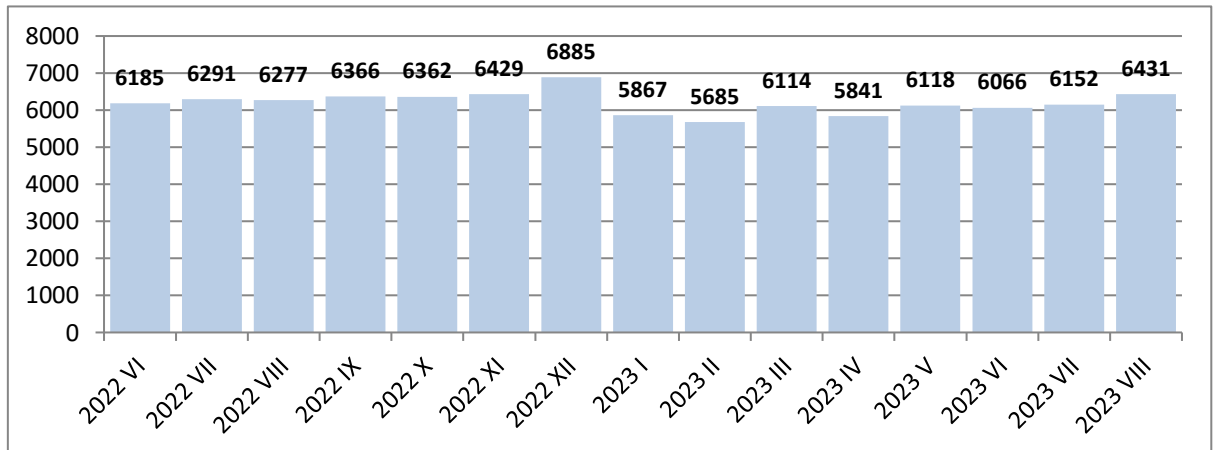
### Employment in thous.

<b>2023 VIII</b>	<b>140</b>
Previous period = 100	99,3
Corresponding period = 100	95,9
<b>2023 I - VIII</b>	<b>142</b>
Corresponding period = 100	96,6
<b>2022 I - VIII</b>	<b>147</b>
<b>2022 I - XII</b>	<b>148</b>
Corresponding period = 100	102,8
<b>2021 I - XII</b>	<b>144</b>



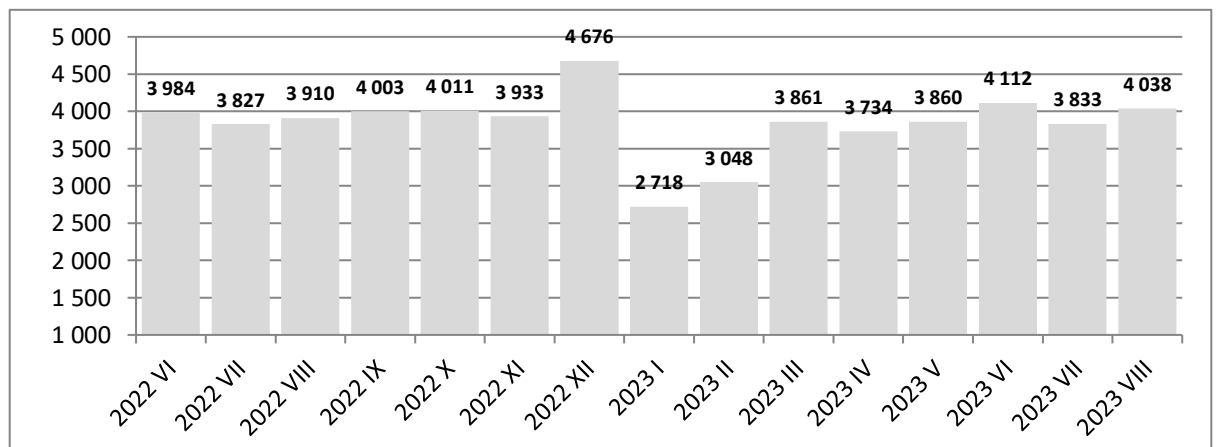
### Wages in PLN

<b>2023 VIII</b>	<b>6431</b>
Previous period = 100	104,5
Corresponding period = 100	102,5
<b>2023 I - VIII</b>	<b>6185</b>
Corresponding period = 100	99,1
<b>2022 I - VIII</b>	<b>6245</b>
<b>2022 I - XII</b>	<b>6320</b>
Corresponding period = 100	115,6
<b>2021 I - XII</b>	<b>5467</b>



### Sales million PLN

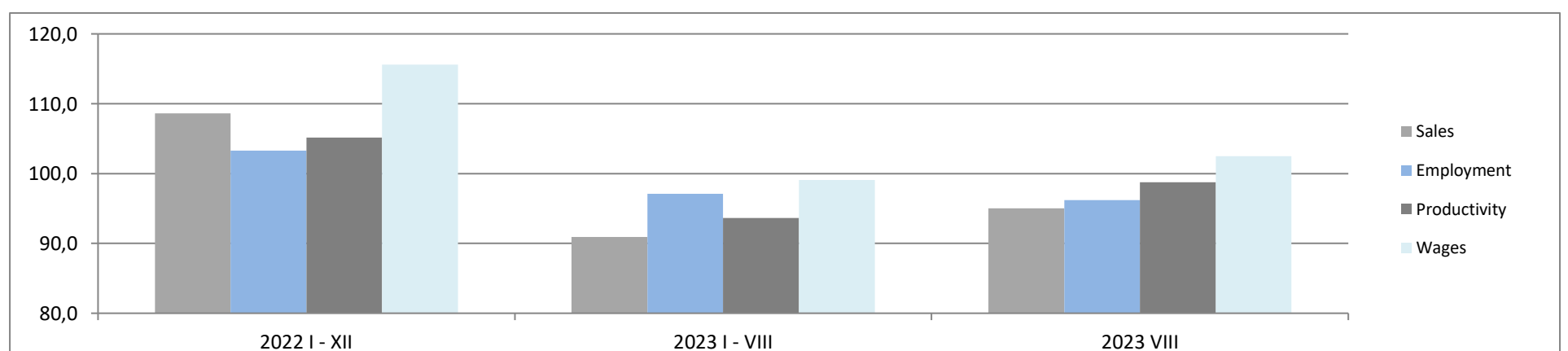
<b>2023 VIII</b>	<b>4 038</b>
Previous period = 100	104,4
Corresponding period = 100	95,0
<b>2023 I - VIII</b>	<b>29 357</b>
Corresponding period = 100	90,9
<b>2022 I - VIII</b>	<b>29 163</b>
<b>2022 I - XII</b>	<b>42 596</b>
Corresponding period = 100	108,6
<b>2021 I - XII</b>	<b>36 204</b>



### Compare key data

		<b>2021 I - XII</b>	<b>2022 I - XII</b>	<b>2022 I - VIII</b>	<b>2023 I - VIII</b>	<b>2023 VIII</b>
Sales	million PLN	36 204	42 596	29 163	29 357	4 038
Sales per employed	thous. PLN	251	288	198	207	29
Employment	in thous.	144	148	147	142	140
Wages	in PLN	5467	6320	6245	6185	6431
			<b>2022 I - XII</b>		<b>2023 I - VIII</b>	<b>2023 VIII</b>
Sales	Corresponding period = 100		108,6		90,9	95,0
Employment	Corresponding period = 100		103,3		97,1	96,2
Productivity	Corresponding period = 100		105,1		93,6	98,8
Wages	Corresponding period = 100		115,6		99,1	102,5

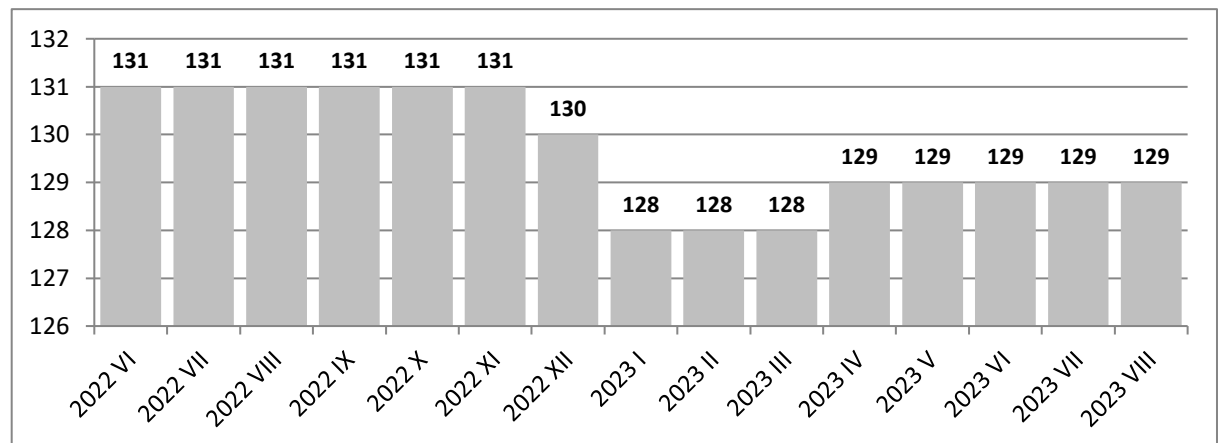
### Comparison of sales, employment, productivity and wage dynamics for selected periods (corresponding = 100)



## Civil engineering

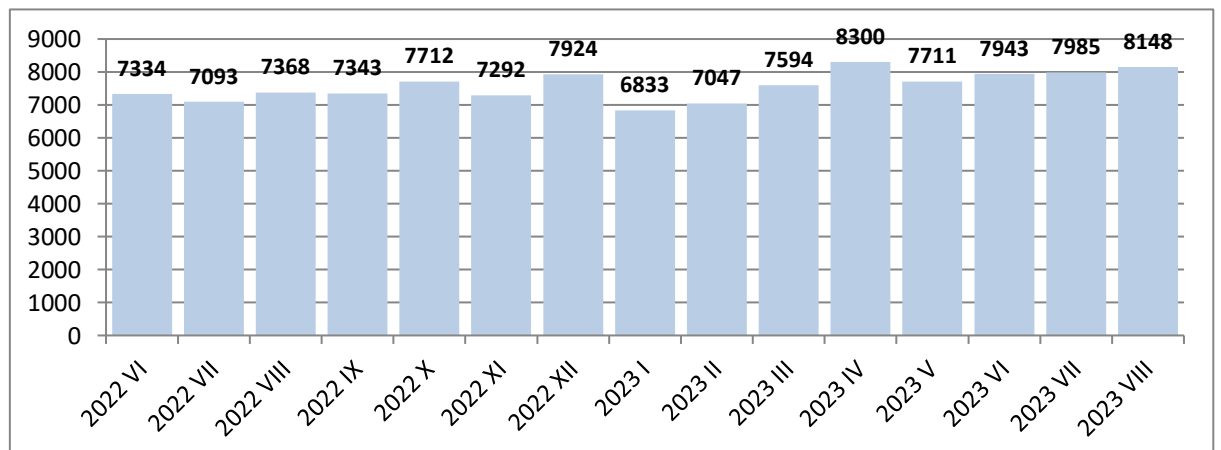
### Employment in thous.

<b>2023 VIII</b>	<b>129</b>
Previous period = 100	100,0
Corresponding period = 100	98,5
<b>2023 I - VIII</b>	<b>129</b>
Corresponding period = 100	98,5
<b>2022 I - VIII</b>	<b>131</b>
<b>2022 I - XII</b>	<b>132</b>
Corresponding period = 100	100,0
<b>2021 I - XII</b>	<b>132</b>



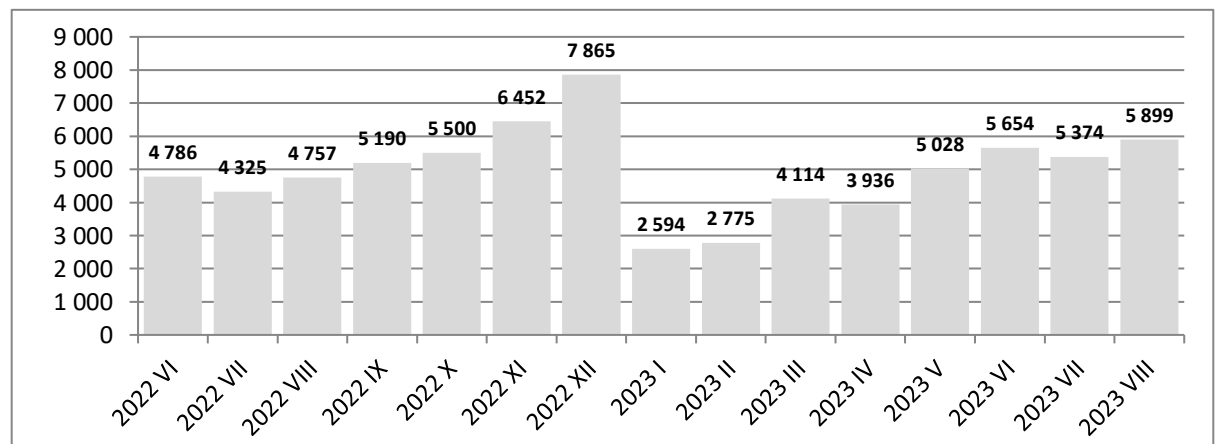
### Wages in PLN

<b>2023 VIII</b>	<b>8148</b>
Previous period = 100	102,0
Corresponding period = 100	110,6
<b>2023 I - VIII</b>	<b>7795</b>
Corresponding period = 100	109,8
<b>2022 I - VIII</b>	<b>7102</b>
<b>2022 I - XII</b>	<b>7304</b>
Corresponding period = 100	114,9
<b>2021 I - XII</b>	<b>6360</b>



### Sales million PLN

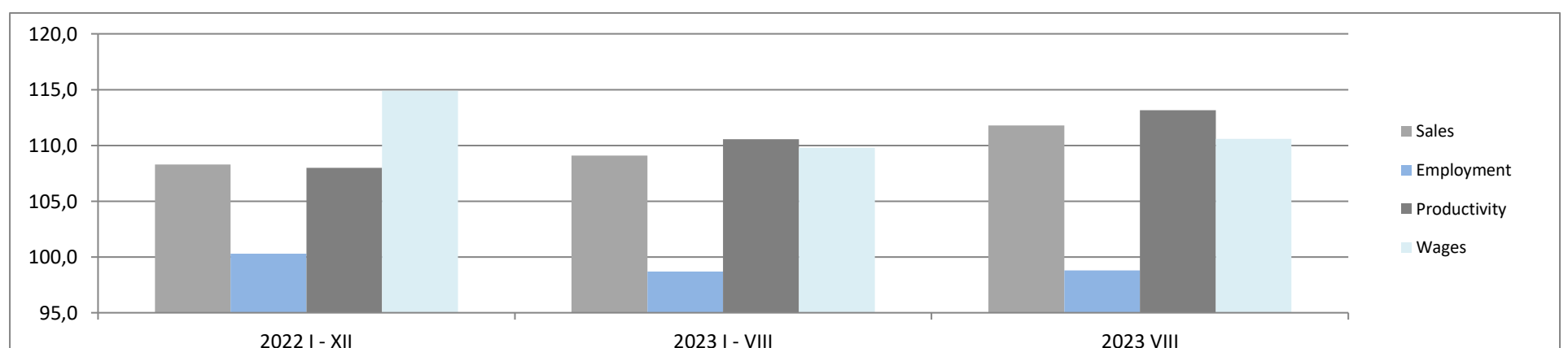
<b>2023 VIII</b>	<b>5 899</b>
Previous period = 100	108,8
Corresponding period = 100	111,8
<b>2023 I - VIII</b>	<b>37 539</b>
Corresponding period = 100	109,1
<b>2022 I - VIII</b>	<b>30 792</b>
<b>2022 I - XII</b>	<b>57 273</b>
Corresponding period = 100	108,3
<b>2021 I - XII</b>	<b>48 853</b>



### Compare key data

		<b>2021 I - XII</b>	<b>2022 I - XII</b>	<b>2022 I - VIII</b>	<b>2023 I - VIII</b>	<b>2023 VIII</b>
Sales	million PLN	48 853	57 273	30 792	37 539	5 899
Sales per employed	thous. PLN	370	434	235	291	46
Employment	in thous.	132	132	131	129	129
Wages	in PLN	6360	7304	7102	7795	8148
			<b>2022 I - XII</b>		<b>2023 I - VIII</b>	<b>2023 VIII</b>
Sales	Corresponding period = 100		108,3		109,1	111,8
Employment	Corresponding period = 100		100,3		98,7	98,8
Productivity	Corresponding period = 100		108,0		110,5	113,2
Wages	Corresponding period = 100		114,9		109,8	110,6

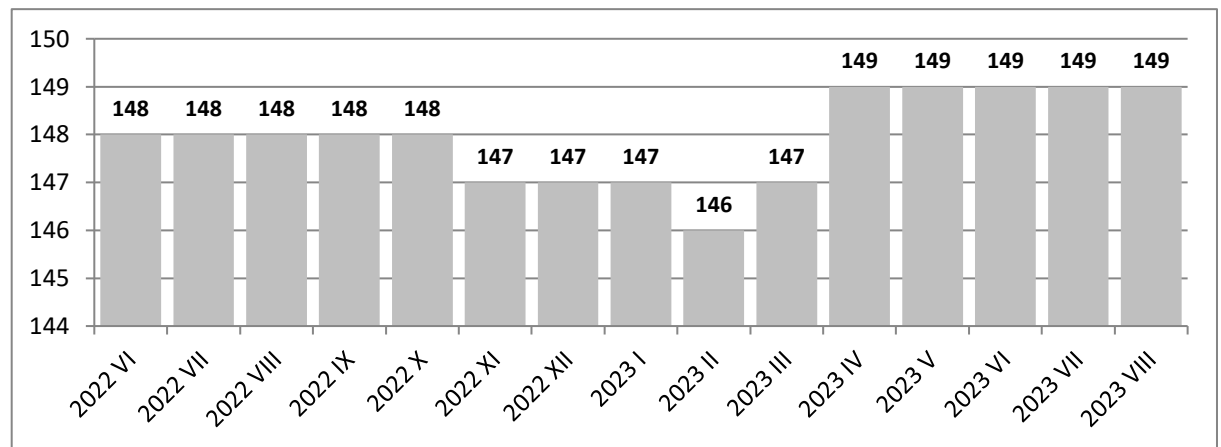
### Comparison of sales, employment, productivity and wage dynamics for selected periods (corresponding = 100)



## Specialised construction activities

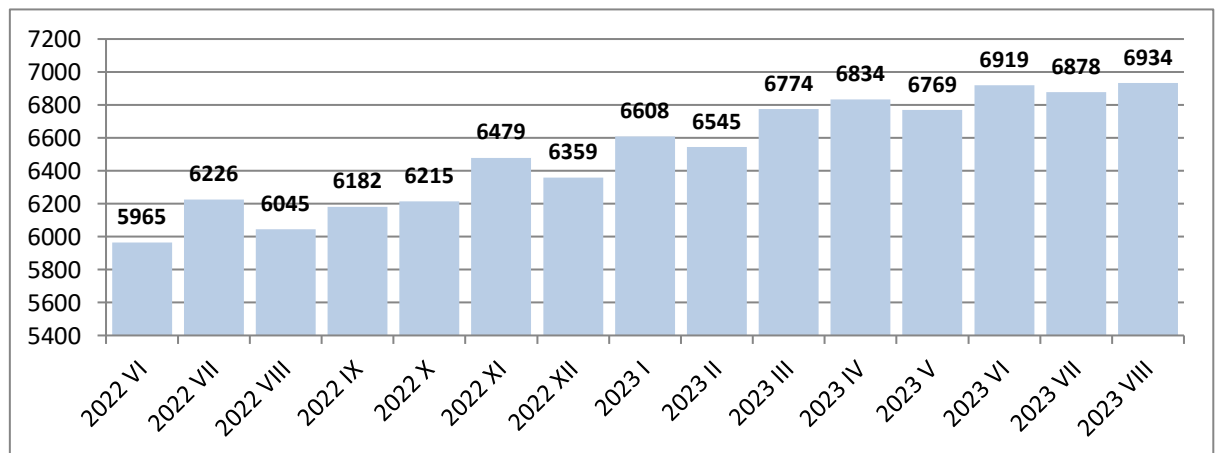
### Employment in thous.

<b>2023 VIII</b>	<b>149</b>
Previous period = 100	100,0
Corresponding period = 100	100,7
<b>2023 I - VIII</b>	<b>149</b>
Corresponding period = 100	100,0
<b>2022 I - VIII</b>	<b>149</b>
<b>2022 I - XII</b>	<b>152</b>
Corresponding period = 100	103,4
<b>2021 I - XII</b>	<b>147</b>



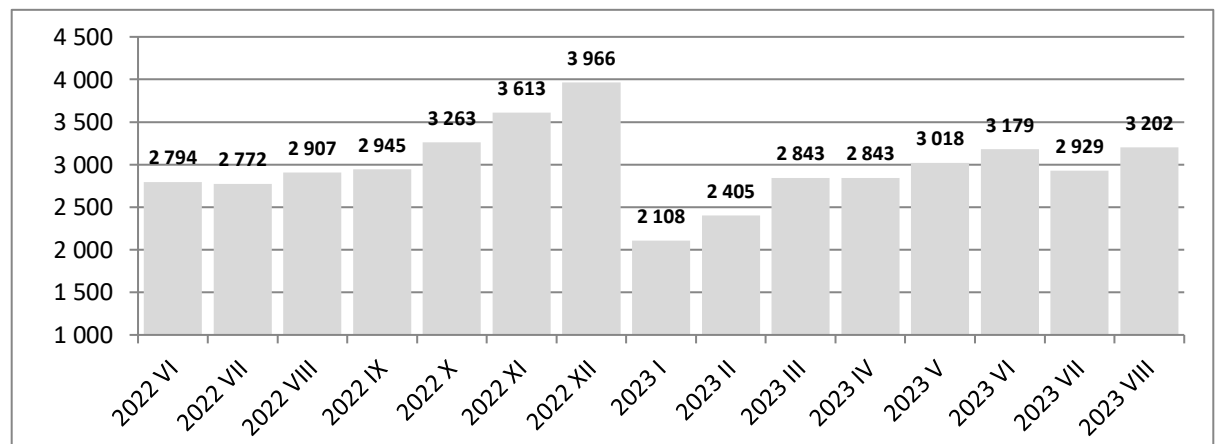
### Wages in PLN

<b>2023 VIII</b>	<b>6934</b>
Previous period = 100	100,8
Corresponding period = 100	114,7
<b>2023 I - VIII</b>	<b>6736</b>
Corresponding period = 100	112,2
<b>2022 I - VIII</b>	<b>6005</b>
<b>2022 I - XII</b>	<b>6072</b>
Corresponding period = 100	106,6
<b>2021 I - XII</b>	<b>5698</b>



### Sales million PLN

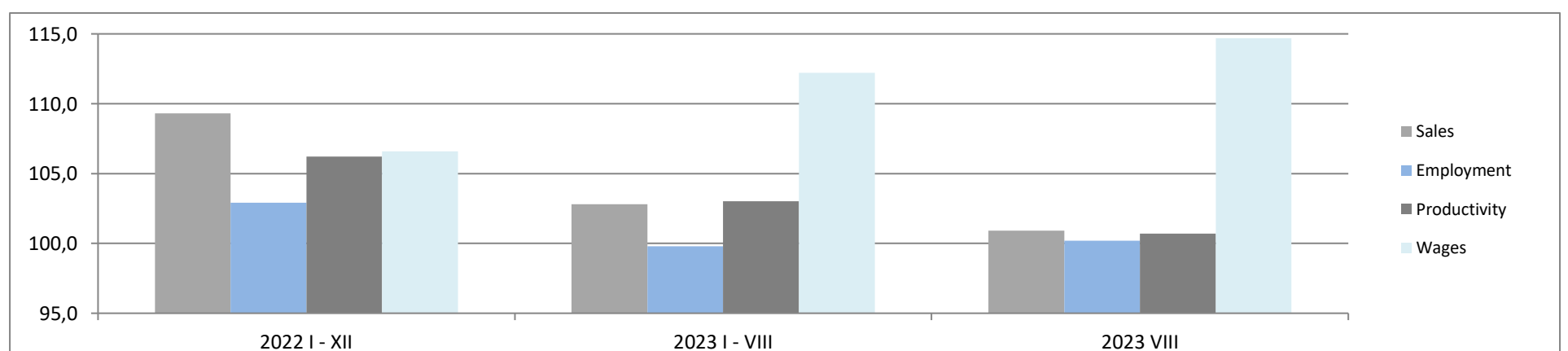
<b>2023 VIII</b>	<b>3 202</b>
Previous period = 100	108,6
Corresponding period = 100	100,9
<b>2023 I - VIII</b>	<b>24 169</b>
Corresponding period = 100	102,8
<b>2022 I - VIII</b>	<b>21 381</b>
<b>2022 I - XII</b>	<b>42 835</b>
Corresponding period = 100	109,3
<b>2021 I - XII</b>	<b>36 466</b>



### Compare key data

		2021 I - XII	2022 I - XII	2022 I - VIII	2023 I - VIII	2023 VIII
Sales	million PLN	36 466	42 835	21 381	24 169	3 202
Sales per employed	thous. PLN	248	282	143	162	21
Employment	in thous.	147	152	149	149	149
Wages	in PLN	5698	6072	6005	6736	6934
			2022 I - XII	2023 I - VIII	2023 VIII	
Sales	Corresponding period = 100		109,3	102,8	100,9	
Employment	Corresponding period = 100		102,9	99,8	100,2	
Productivity	Corresponding period = 100		106,2	103,0	100,7	
Wages	Corresponding period = 100		106,6	112,2	114,7	

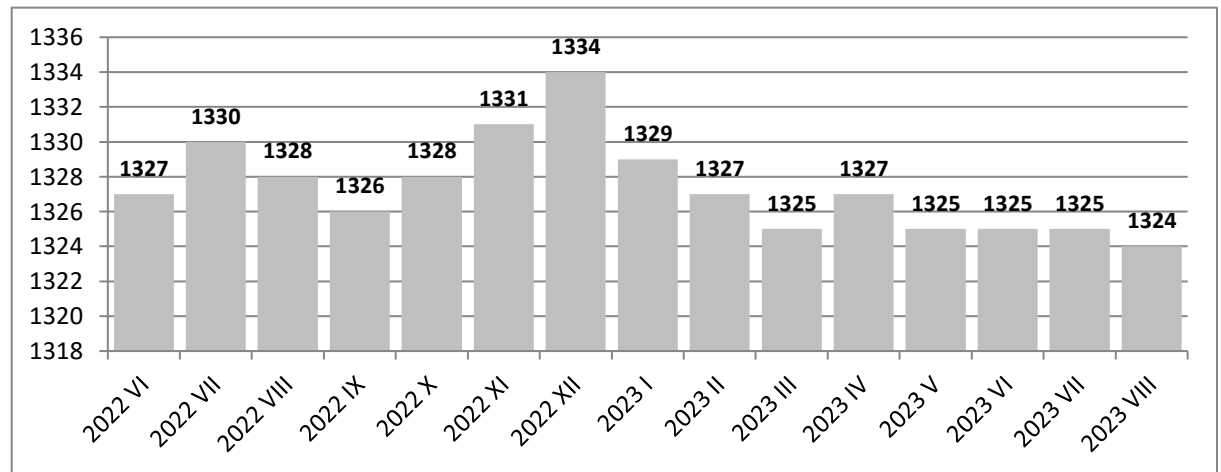
### Comparison of sales, employment, productivity and wage dynamics for selected periods (corresponding = 100)



## TRADE; REPAIR OF MOTOR VEHICLES

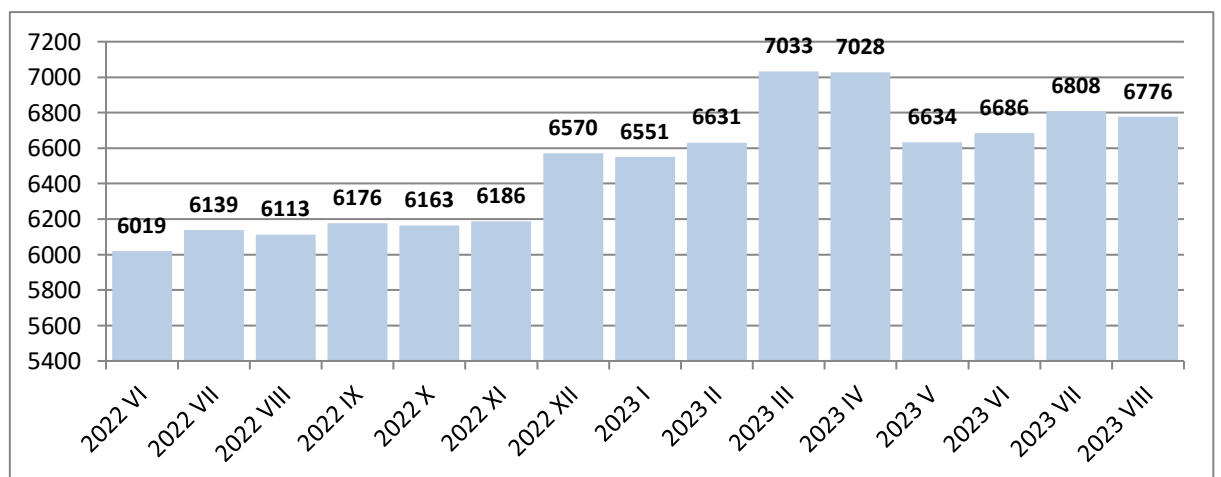
### Employment in thous.

<b>2023 VIII</b>	<b>1324</b>
Previous period = 100	99,9
Corresponding period = 100	99,7
<b>2023 I - VIII</b>	<b>1326</b>
Corresponding period = 100	100,2
<b>2022 I - VIII</b>	<b>1324</b>
<b>2022 I - XII</b>	<b>1324</b>
Corresponding period = 100	102,3
<b>2021 I - XII</b>	<b>1294</b>



### Wages in PLN

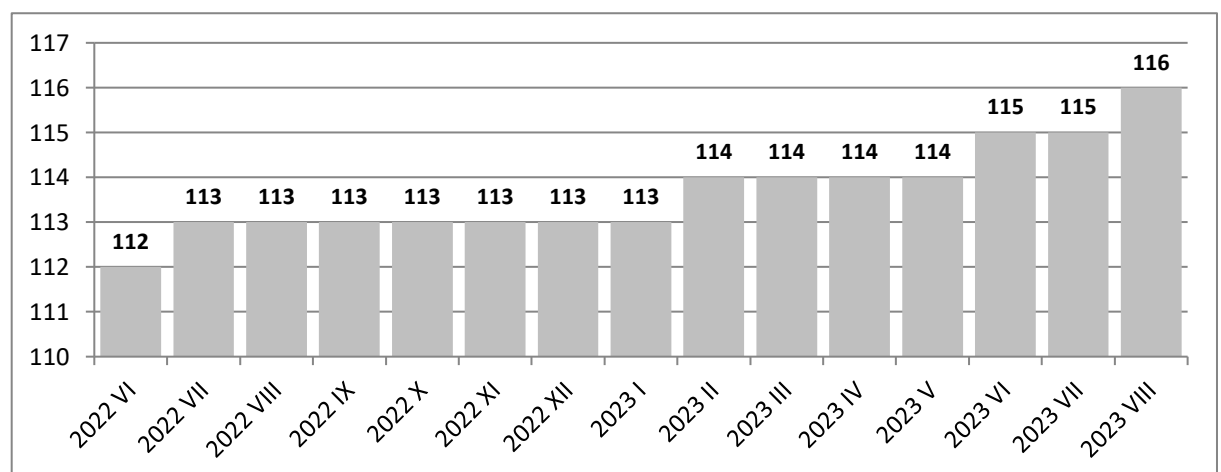
<b>2023 VIII</b>	<b>6776</b>
Previous period = 100	99,5
Corresponding period = 100	110,9
<b>2023 I - VIII</b>	<b>6790</b>
Corresponding period = 100	111,1
<b>2022 I - VIII</b>	<b>6110</b>
<b>2022 I - XII</b>	<b>6171</b>
Corresponding period = 100	111,6
<b>2021 I - XII</b>	<b>5530</b>



## Wholesale and retail trade and repair of motor vehicles

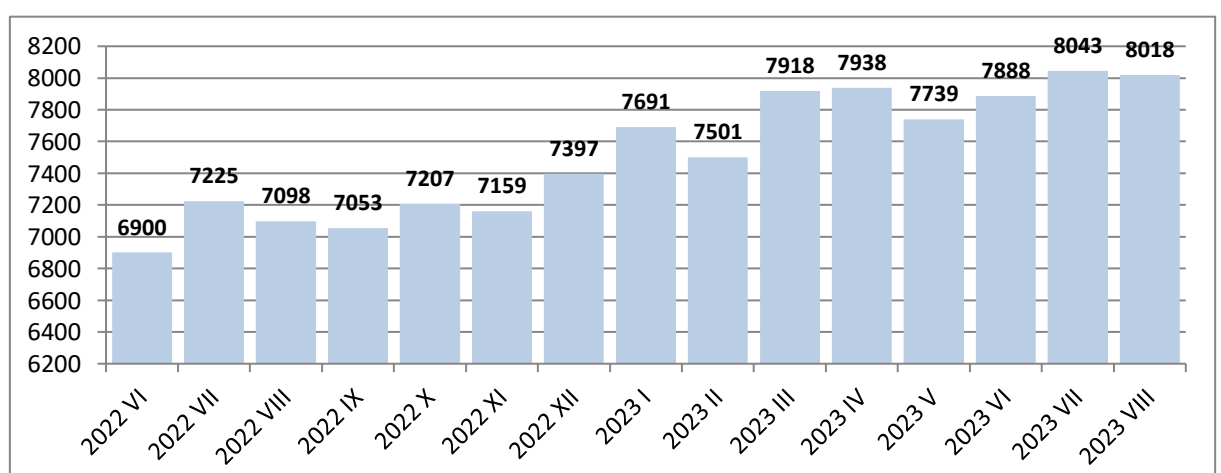
### Employment in thous.

<b>2023 VIII</b>	<b>116</b>
Previous period = 100	100,9
Corresponding period = 100	102,7
<b>2023 I - VIII</b>	<b>115</b>
Corresponding period = 100	102,7
<b>2022 I - VIII</b>	<b>112</b>
<b>2022 I - XII</b>	<b>112</b>
Corresponding period = 100	102,8
<b>2021 I - XII</b>	<b>109</b>



### Wages in PLN

<b>2023 VIII</b>	<b>8018</b>
Previous period = 100	99,7
Corresponding period = 100	113,0
<b>2023 I - VIII</b>	<b>7886</b>
Corresponding period = 100	113,3
<b>2022 I - VIII</b>	<b>6962</b>
<b>2022 I - XII</b>	<b>7053</b>
Corresponding period = 100	114,0
<b>2021 I - XII</b>	<b>6188</b>

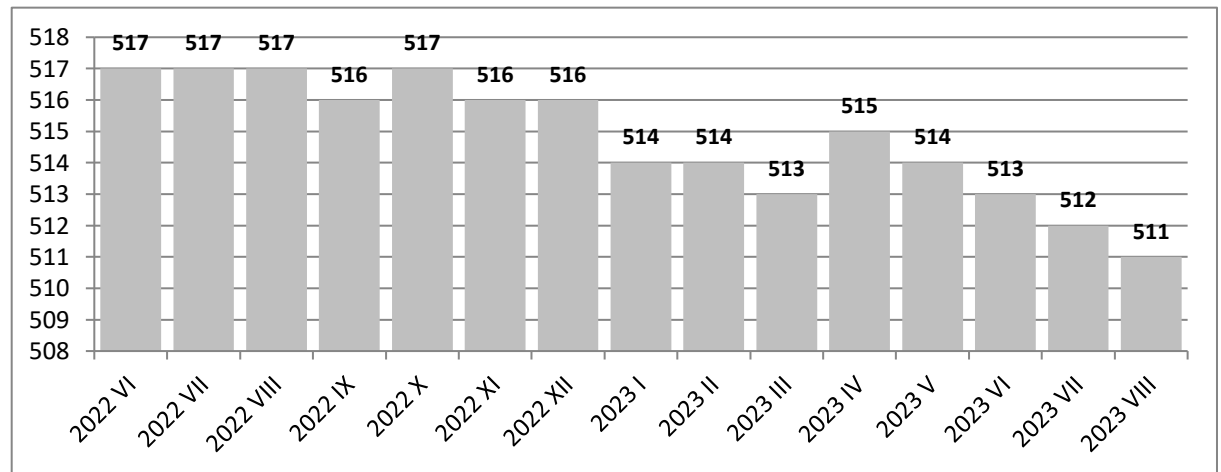




## Wholesale trade

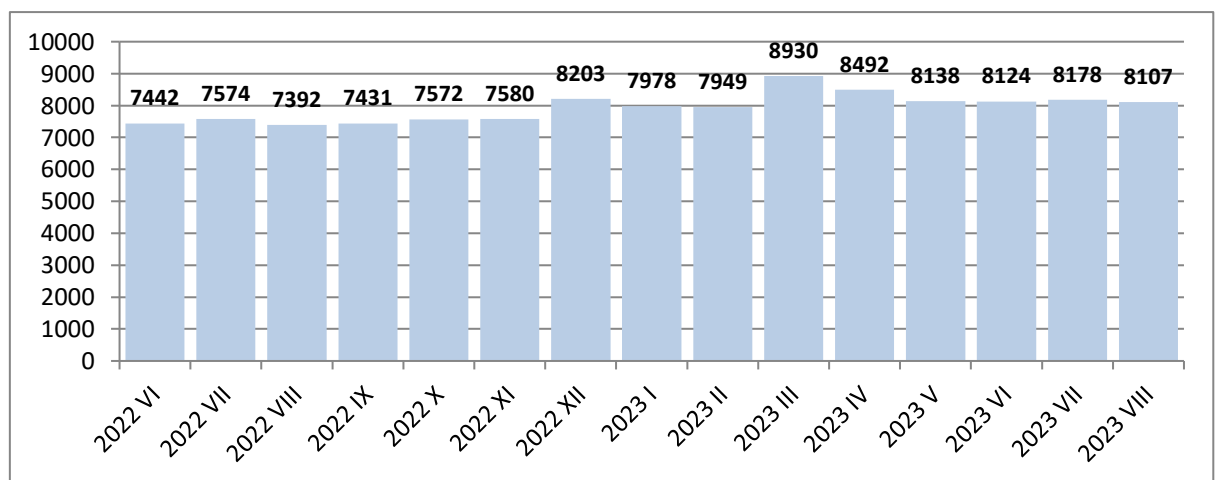
### Employment in thous.

<b>2023 VIII</b>	<b>511</b>
Previous period = 100	99,8
Corresponding period = 100	98,8
<b>2023 I - VIII</b>	<b>512</b>
Corresponding period = 100	99,4
<b>2022 I - VIII</b>	<b>515</b>
<b>2022 I - XII</b>	<b>515</b>
Corresponding period = 100	101,4
<b>2021 I - XII</b>	<b>508</b>



### Wages in PLN

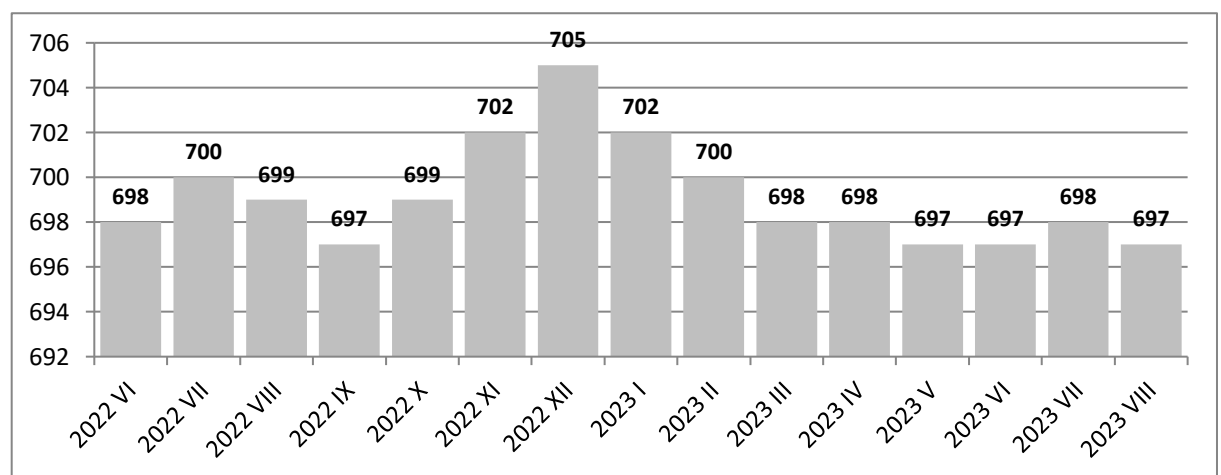
<b>2023 VIII</b>	<b>8107</b>
Previous period = 100	99,1
Corresponding period = 100	109,7
<b>2023 I - VIII</b>	<b>8233</b>
Corresponding period = 100	109,1
<b>2022 I - VIII</b>	<b>7544</b>
<b>2022 I - XII</b>	<b>7564</b>
Corresponding period = 100	111,8
<b>2021 I - XII</b>	<b>6764</b>



## Retail trade

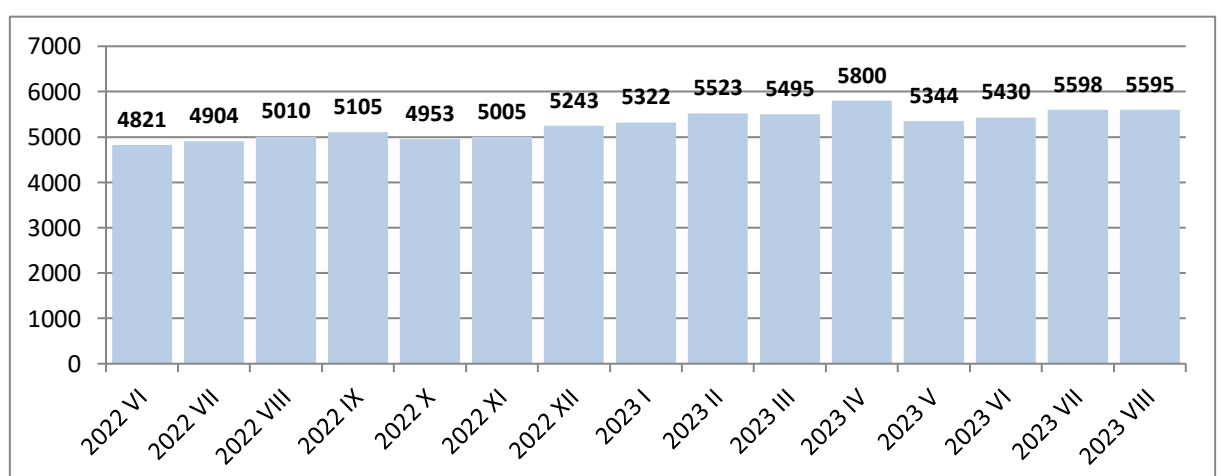
### Employment in thous.

<b>2023 VIII</b>	<b>697</b>
Previous period = 100	99,9
Corresponding period = 100	99,7
<b>2023 I - VIII</b>	<b>699</b>
Corresponding period = 100	100,4
<b>2022 I - VIII</b>	<b>696</b>
<b>2022 I - XII</b>	<b>698</b>
Corresponding period = 100	102,9
<b>2021 I - XII</b>	<b>678</b>



### Wages in PLN

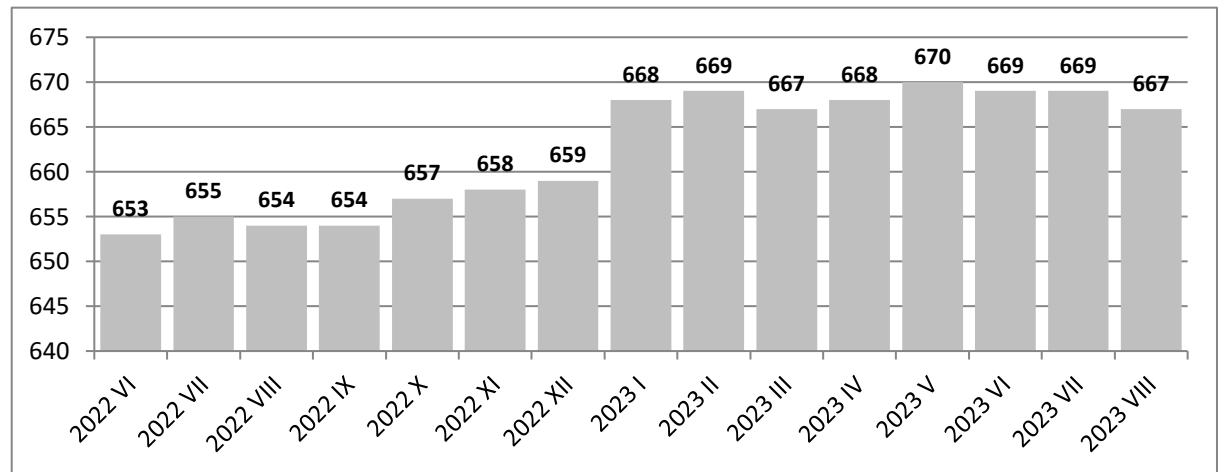
<b>2023 VIII</b>	<b>5595</b>
Previous period = 100	99,9
Corresponding period = 100	111,7
<b>2023 I - VIII</b>	<b>5554</b>
Corresponding period = 100	113,1
<b>2022 I - VIII</b>	<b>4911</b>
<b>2022 I - XII</b>	<b>5001</b>
Corresponding period = 100	111,1
<b>2021 I - XII</b>	<b>4500</b>



## TRANSPORTATION AND STORAGE

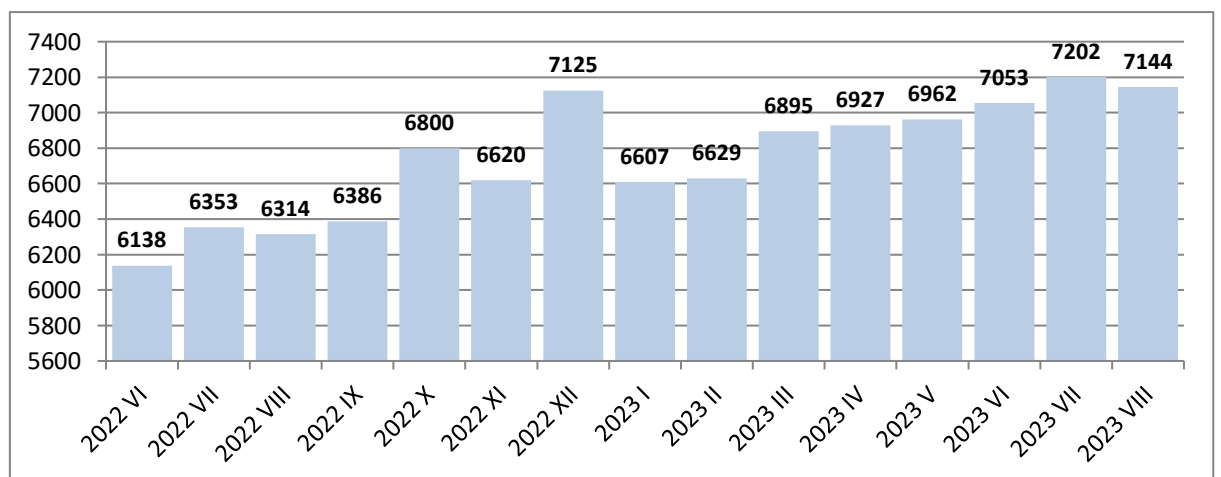
### Employment in thous.

<b>2023 VIII</b>	<b>667</b>
Previous period = 100	99,7
Corresponding period = 100	102,0
<b>2023 I - VIII</b>	<b>673</b>
Corresponding period = 100	102,6
<b>2022 I - VIII</b>	<b>656</b>
<b>2022 I - XII</b>	<b>657</b>
Corresponding period = 100	104,0
<b>2021 I - XII</b>	<b>632</b>



### Wages in PLN

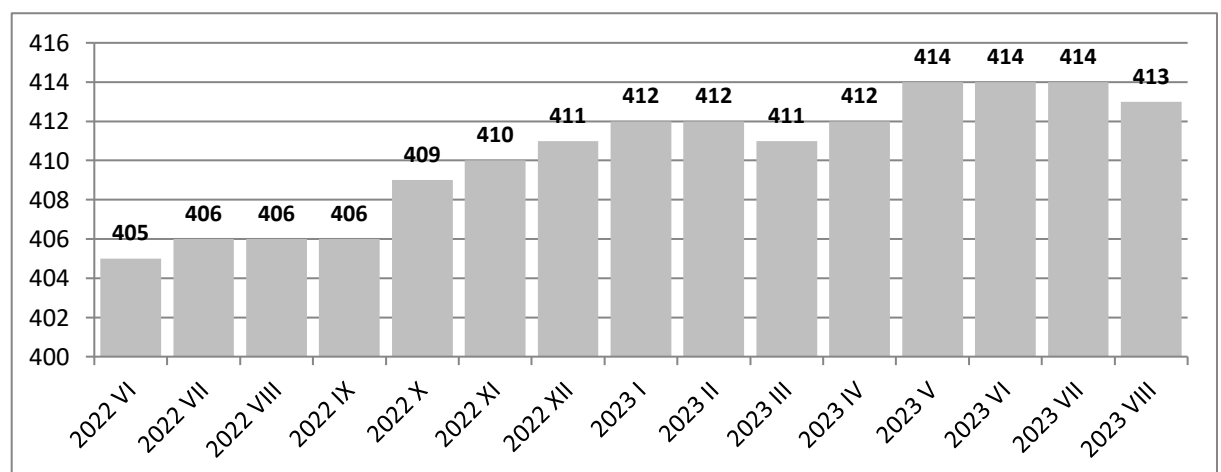
<b>2023 VIII</b>	<b>7144</b>
Previous period = 100	99,2
Corresponding period = 100	113,1
<b>2023 I - VIII</b>	<b>7011</b>
Corresponding period = 100	116,7
<b>2022 I - VIII</b>	<b>6009</b>
<b>2022 I - XII</b>	<b>6297</b>
Corresponding period = 100	123,7
<b>2021 I - XII</b>	<b>5093</b>



## Land and pipeline transport

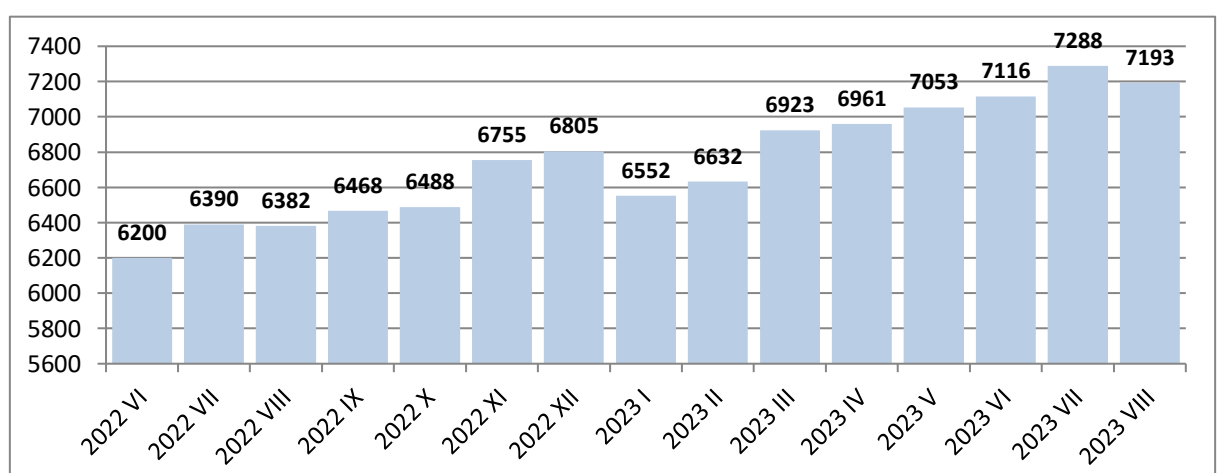
### Employment in thous.

<b>2023 VIII</b>	<b>413</b>
Previous period = 100	99,8
Corresponding period = 100	101,7
<b>2023 I - VIII</b>	<b>417</b>
Corresponding period = 100	102,7
<b>2022 I - VIII</b>	<b>406</b>
<b>2022 I - XII</b>	<b>407</b>
Corresponding period = 100	105,7
<b>2021 I - XII</b>	<b>385</b>



### Wages in PLN

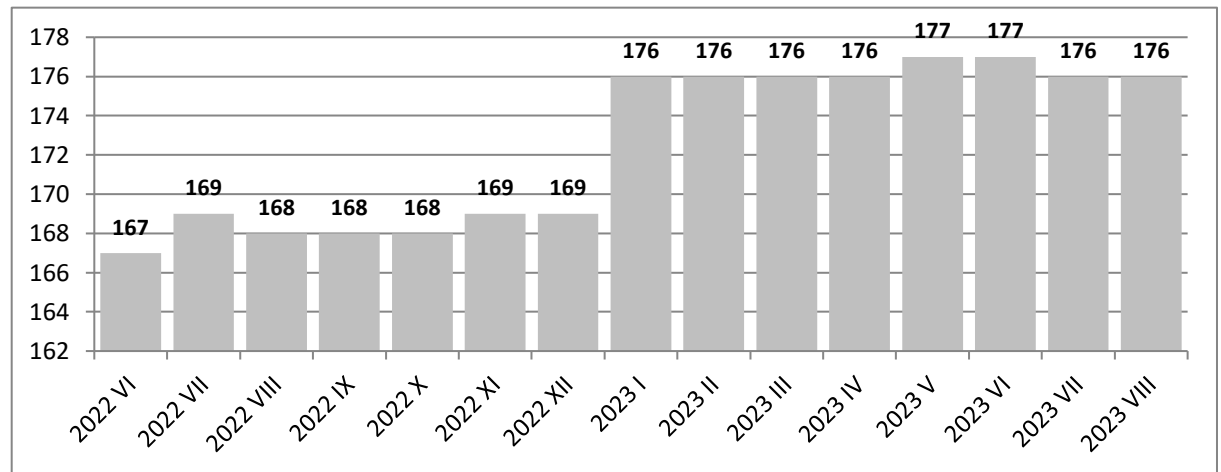
<b>2023 VIII</b>	<b>7193</b>
Previous period = 100	98,7
Corresponding period = 100	112,7
<b>2023 I - VIII</b>	<b>7084</b>
Corresponding period = 100	117,4
<b>2022 I - VIII</b>	<b>6032</b>
<b>2022 I - XII</b>	<b>6291</b>
Corresponding period = 100	130,7
<b>2021 I - XII</b>	<b>4815</b>



## Warehousing and support activities for transportation

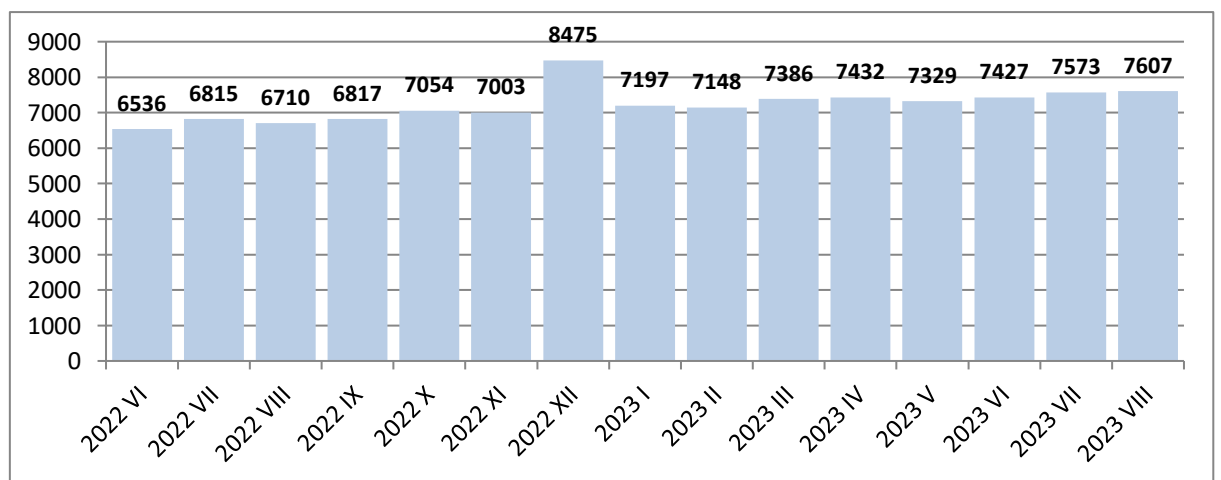
### Employment in thous.

<b>2023 VIII</b>	<b>176</b>
Previous period = 100	100,0
Corresponding period = 100	104,8
<b>2023 I - VIII</b>	<b>177</b>
Corresponding period = 100	104,1
<b>2022 I - VIII</b>	<b>170</b>
<b>2022 I - XII</b>	<b>169</b>
Corresponding period = 100	102,4
<b>2021 I - XII</b>	<b>165</b>



### Wages in PLN

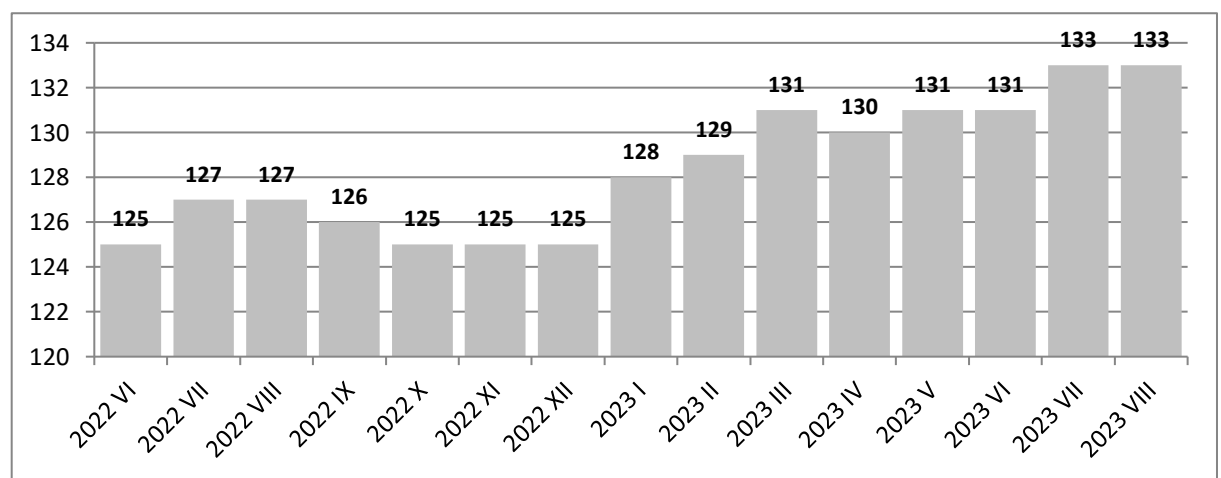
<b>2023 VIII</b>	<b>7607</b>
Previous period = 100	100,4
Corresponding period = 100	113,4
<b>2023 I - VIII</b>	<b>7414</b>
Corresponding period = 100	115,2
<b>2022 I - VIII</b>	<b>6433</b>
<b>2022 I - XII</b>	<b>6759</b>
Corresponding period = 100	114,1
<b>2021 I - XII</b>	<b>5922</b>



## ACCOMODATION AND CATERING

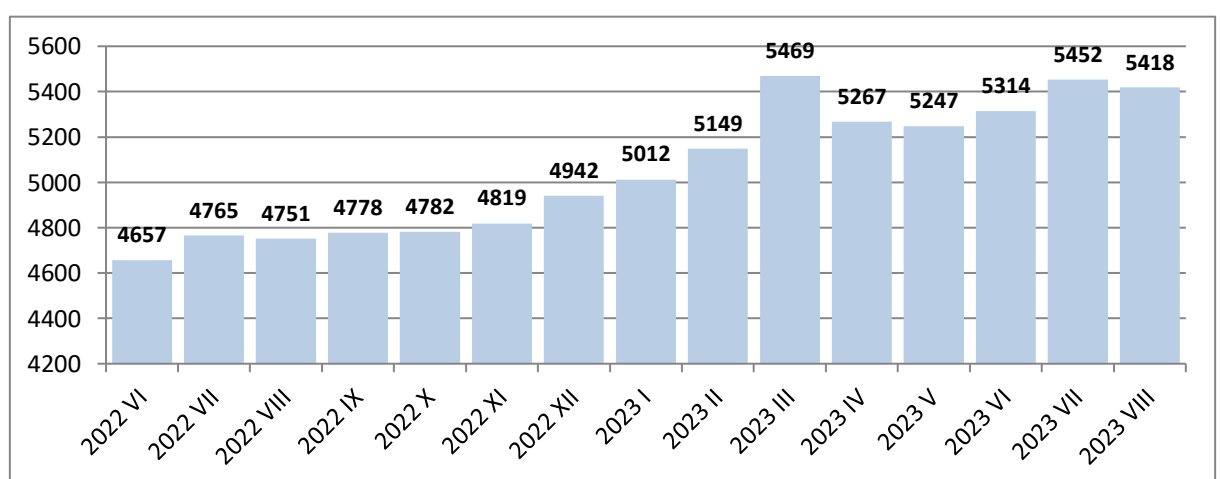
### Employment in thous.

<b>2023 VIII</b>	<b>133</b>
Previous period = 100	100,0
Corresponding period = 100	104,7
<b>2023 I - VIII</b>	<b>130</b>
Corresponding period = 100	105,7
<b>2022 I - VIII</b>	<b>123</b>
<b>2022 I - XII</b>	<b>124</b>
Corresponding period = 100	108,8
<b>2021 I - XII</b>	<b>114</b>



### Wages in PLN

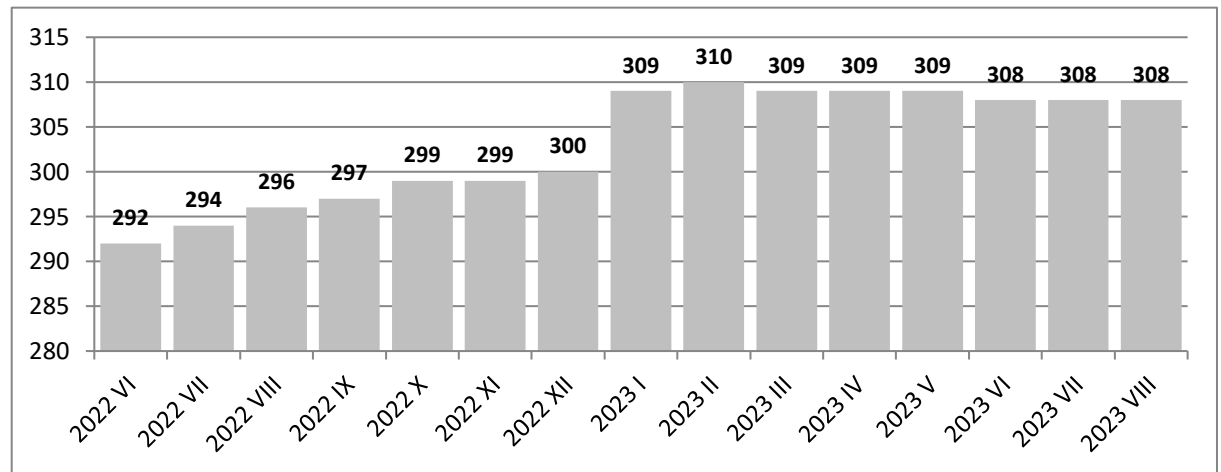
<b>2023 VIII</b>	<b>5418</b>
Previous period = 100	99,4
Corresponding period = 100	114,0
<b>2023 I - VIII</b>	<b>5314</b>
Corresponding period = 100	114,0
<b>2022 I - VIII</b>	<b>4662</b>
<b>2022 I - XII</b>	<b>4747</b>
Corresponding period = 100	112,1
<b>2021 I - XII</b>	<b>4236</b>



## INFORMATION AND COMMUNICATION

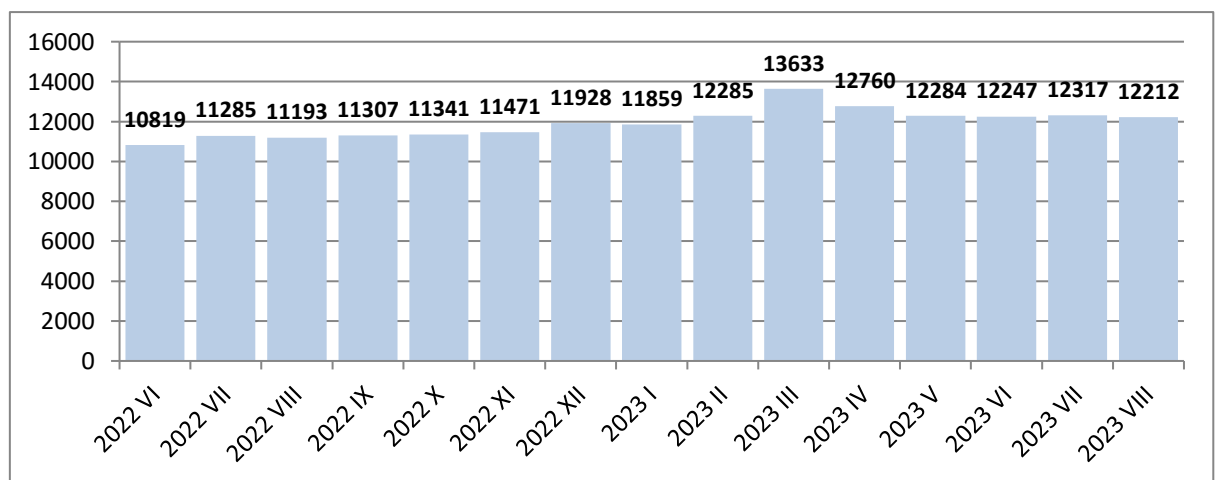
### Employment in thous.

<b>2023 VIII</b>	<b>308</b>
Previous period = 100	100,0
Corresponding period = 100	104,1
<b>2023 I - VIII</b>	<b>309</b>
Corresponding period = 100	107,3
<b>2022 I - VIII</b>	<b>288</b>
<b>2022 I - XII</b>	<b>291</b>
Corresponding period = 100	111,1
<b>2021 I - XII</b>	<b>262</b>



### Wages in PLN

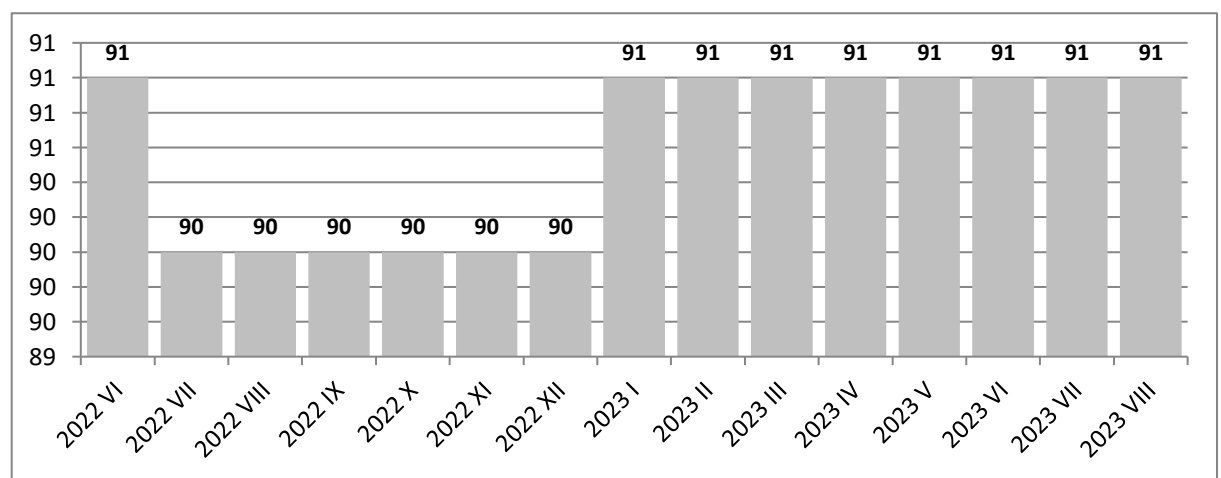
<b>2023 VIII</b>	<b>12212</b>
Previous period = 100	99,1
Corresponding period = 100	109,1
<b>2023 I - VIII</b>	<b>12497</b>
Corresponding period = 100	111,6
<b>2022 I - VIII</b>	<b>11198</b>
<b>2022 I - XII</b>	<b>11334</b>
Corresponding period = 100	112,4
<b>2021 I - XII</b>	<b>10085</b>



## REAL ESTATE ACTIVITIES

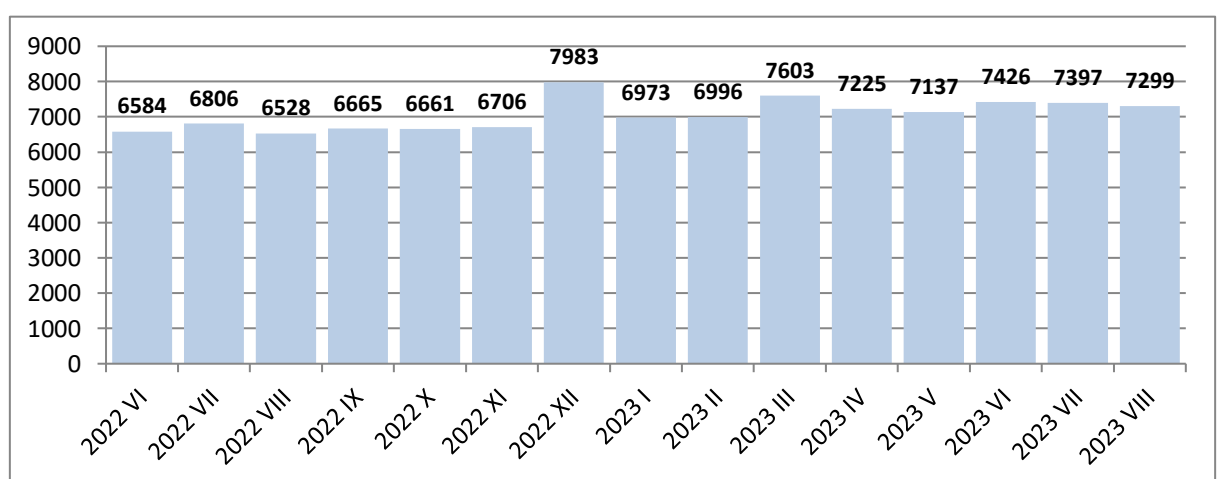
### Employment in thous.

<b>2023 VIII</b>	<b>91</b>
Previous period = 100	100,0
Corresponding period = 100	101,1
<b>2023 I - VIII</b>	<b>91</b>
Corresponding period = 100	101,1
<b>2022 I - VIII</b>	<b>90</b>
<b>2022 I - XII</b>	<b>90</b>
Corresponding period = 100	97,8
<b>2021 I - XII</b>	<b>92</b>



### Wages in PLN

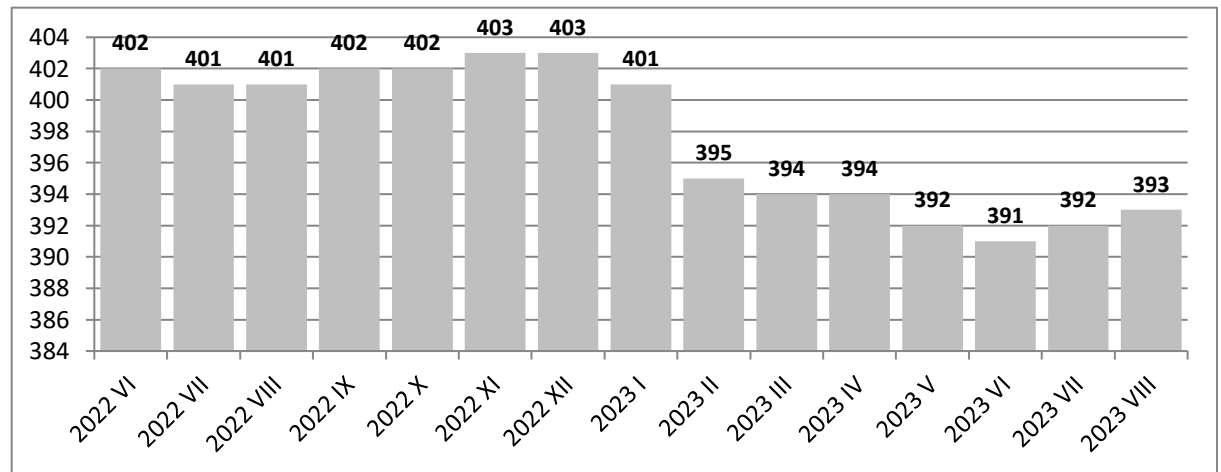
<b>2023 VIII</b>	<b>7299</b>
Previous period = 100	98,7
Corresponding period = 100	111,8
<b>2023 I - VIII</b>	<b>7259</b>
Corresponding period = 100	111,1
<b>2022 I - VIII</b>	<b>6536</b>
<b>2022 I - XII</b>	<b>6692</b>
Corresponding period = 100	110,6
<b>2021 I - XII</b>	<b>6051</b>



## ADMINISTRATIVE AND SUPPORT SERVICE ACTIVITIES

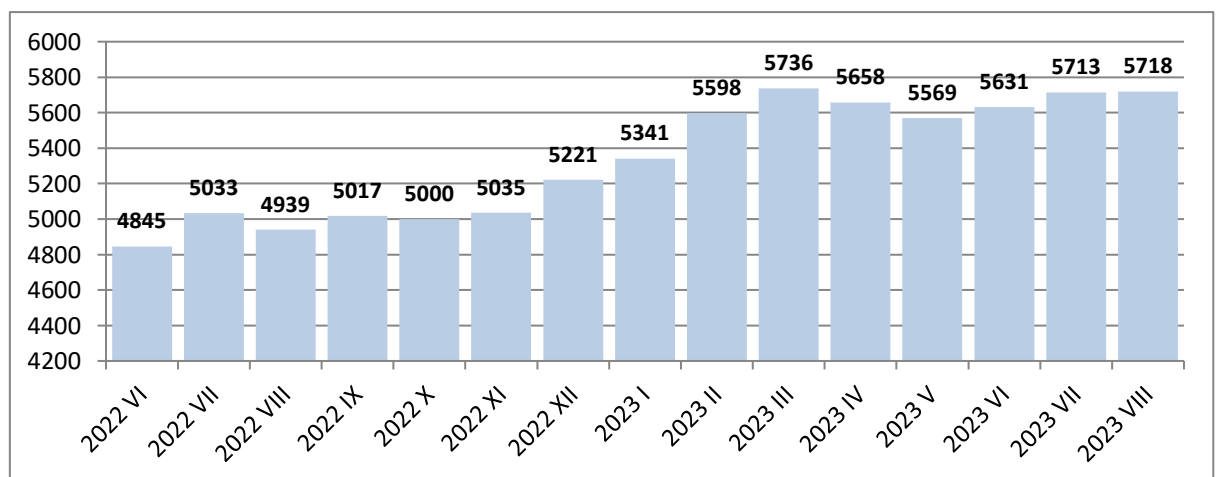
### Employment in thous.

<b>2023 VIII</b>	<b>393</b>
Previous period = 100	100,3
Corresponding period = 100	98,0
<b>2023 I - VIII</b>	<b>394</b>
Corresponding period = 100	97,8
<b>2022 I - VIII</b>	<b>403</b>
<b>2022 I - XII</b>	<b>405</b>
Corresponding period = 100	101,0
<b>2021 I - XII</b>	<b>401</b>



### Wages in PLN

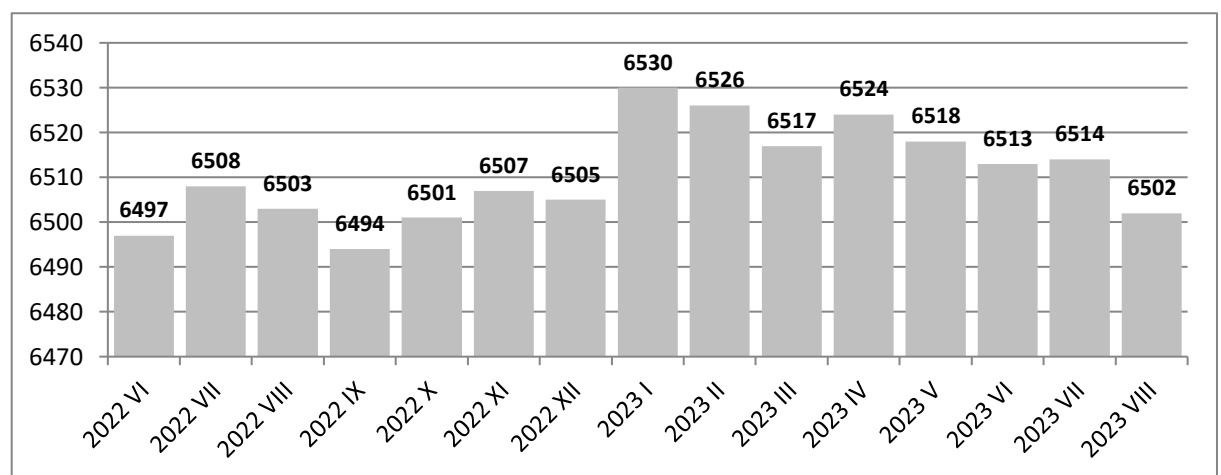
<b>2023 VIII</b>	<b>5718</b>
Previous period = 100	100,1
Corresponding period = 100	115,8
<b>2023 I - VIII</b>	<b>5651</b>
Corresponding period = 100	114,9
<b>2022 I - VIII</b>	<b>4916</b>
<b>2022 I - XII</b>	<b>4975</b>
Corresponding period = 100	110,6
<b>2021 I - XII</b>	<b>4499</b>



## ENTERPRISE SECTOR - Grand total

### Employment in thous.

<b>2023 VIII</b>	<b>6502</b>
Previous period = 100	99,8
Corresponding period = 100	100,0
<b>2023 I - VIII</b>	<b>6531</b>
Corresponding period = 100	100,5
<b>2022 I - VIII</b>	<b>6497</b>
<b>2022 I - XII</b>	<b>6509</b>
Corresponding period = 100	102,6
<b>2021 I - XII</b>	<b>6346</b>



### Wages in PLN

<b>2023 VIII</b>	<b>7369</b>
Previous period = 100	98,4
Corresponding period = 100	111,9
<b>2023 I - VIII</b>	<b>7322</b>
Corresponding period = 100	112,2
<b>2022 I - VIII</b>	<b>6523</b>
<b>2022 I - XII</b>	<b>6654</b>
Corresponding period = 100	113,0
<b>2021 I - XII</b>	<b>5890</b>

